

Allmänt  
General  
Allgemeines  
Généralités  
Generalidades

1-A02

# SAAB 90

M 1985 – 1987

Reservdelskatalog  
Parts catalogue  
Ersatzteil-Katalog  
Catalogue des pièces de rechange  
Catalogo de piezas de recambio

Art. No. 661306

## MASTER INDEX

- 0 General
- 1 Tools
- 2 Engine
- 3 Electrical system,  
Instruments
- 4 Transmission
- 5 Brakes
- 6 Front assembly,  
Steering
- 7 Suspension,  
Wheels
- 8 Body
- 9 Tool,  
Labels
- 10 Numerical  
register

© Saab-Scania AB 1987

## 1 - A03

<b>0</b>	Allmänt General Allgemeines	Généralités Generalidades
<b>1</b>	Verktyg Tools Werkzeuge	Outils Herramientas
<b>2</b>	Motor Engine Motor	Moteur Motor
<b>3</b>	Elektriskt system, Instrument Electrical system, Instruments Elektrisches System, Instrumente	Equipement élect., Instruments Sistema electr., Instrumentos
<b>4</b>	Kraftöverföring Transmission Kraftübertragung	Transmission Transmisión
<b>5</b>	Bromsar Brakes Bremsen	Freins Frenos
<b>6</b>	Framvagn, Styrinrättning Front assembly, Steering Vorderwagen, Lenkung	Train-Avant, Direction Tren delantero, Dirección
<b>7</b>	Fjädringssystem, Hjul Suspension, Wheels Federung, Räder	Suspension, Roues Suspensión, Ruedas
<b>8</b>	Kaross Body Karosserie	Carrosserie Carrocería
<b>9</b>	Verktyg, Etiketter Tool, Labels Werkzeug, Etiketten	Outil, Etiquettes Herramient, Etiquetas
<b>10</b>	Nummerregister Numerical register Nummern-Verzeichnis	Index numérique Índice numérico

## 1-A04

Table of contents  
Innehållsförteckning  
Inhaltsverzeichnis  
Table des matières  
Sumario

### GENERAL

Introduction	1-A05
Abbreviations	1-A07
Model identification	1-A09
Stock-keeping level	1-A16

### ALLMÄNT

Intledning	1-A05
Förkortningar	1-A07
Modellidentifikation	1-A09
Lagerhållningsnivå	1-A17

### ALLGEMEINES

Einleitung	1-A05
Abkürzungen	1-A07
Modellidentifikation	1-A09
Lagerhaltungsniveau	1-A18

### GÉNÉRALITÉS

Introduction	1-A05
Abréviations	1-A07
Identification du modèle	1-A09
Niveau de magasinage	1-A19

### GENERALIDADES

Introducción	1-A05
Abreviaciones	1-A07
Identificación del modelo	1-A09
Nivel de almacenaje	1-A20

### MASTER INDEX

0	General
1	Tools
2	Engine
3	Electrical system, Instruments
4	Transmission
5	Brakes
6	Front assembly, Steering
7	Suspension, Wheels
8	Body
9	Tool, Labels
10	Numerical register



This Parts Catalogue is applicable to the 1985-1987 models of the Saab 90. It will be updated by new microfiches.

When ordering spare parts intended for specific cars, the chassis No. and/or the engine/transmission No. should be quoted.

The car model and colour/upholstery code should be quoted when ordering upholstery.

Denna reservdelskatalog för Saab 90 omfattar årsmodellerna 1985-1987. Den kommer att hållas aktuell genom att nya fiche ges ut. Vid beställning av reservdelar till viss bil skall alltid chassinummer och/eller motor- eller växellådsnummer anges. Vid beställning av klädsel skall även bilens typ samt färg- och klädselkod anges.

Dieser Ersatzteil-Katalog gilt für Saab 90 Baujahr 1985-1987. Er wird durch Ausgabe von neuen Mikrofiches fortlaufend auf dem letzten Stand gehalten.

Bei der Bestellung von Ersatzteilen für ein bestimmtes Fahrzeug ist immer die Fahrgestell-Nr. und/oder die Motor-bzw. Getriebe-Nr. anzugeben. Bei Bestellung von Polsterbezügen und Innenverkleidung muß außerdem die Modellbezeichnung zusammen mit dem Lack- und Polsterkode des Fahrzeugs angegeben werden.

Ce catalogue des pièces de rechange de la Saab 90 comprend les modèles des années 1985-1987. Il sera tenu au jour par la publication des nouvelles fiches.

Lors de la commande de pièces de rechange pour une voiture déterminée, il faut toujours indiquer le no. du châssis et/ou du moteur et/ou de la boîte de vitesses. Lors de la commande de garnitures intérieures, il faut, de plus, indiquer le type de la voiture et le code couleur des garnitures.

Este catálogo de piezas de recambio del Saab 90 comprende los modelos de los años 1985-1987, y será mantenido al corriente por la publicación de nuevas fichas.

Para encargar piezas destinadas a un coche determinado, hay que indicar siempre el núm. de chasis y/o el de motor y/o el de la caja de cambios. Para encargar tapicería, hay, además, que indicar el tipo del coche y la clave color de la tapicería.

## MASTER INDEX

- 0 General
- 1 Tools
- 2 Engine
- 3 Electrical system, Instruments
- 4 Transmission
- 5 Brakes
- 6 Front assembly, Steering
- 7 Suspension, Wheels
- 8 Body
- 9 Tool, Labels
- 10 Numerical register

—1981	Up to and incl. 1981 model	T o m årsmode 1981	Bis Baujahr 1981	Jusqu'au modèle de l'année 1981	Hasta el modelo del año 1981
1982—	As from 1982 model	F r o m årsmode 1982	Ab Baujahr 1982	A partir du modèle de l'année 1982	Desde el modelo del año 1982
5-Speed	Five-speed gearbox	F emvåxlåd växel-låda	5-Gang-Getriebe	Cinq vitesses	Cinco marchas
C	Carburetor	Förgasare	Vergaser	Carbureteur	Carburador
Ch.—xxxxxx	Up to and including chassis number	T o m chassi-nummer	Bis einschl. Fahrgestell-Nr.	Jusqu'au No. de châssis	Hasta el chasis número
Ch. xxxxxx—	As from chassis number	F r o m chassi-nummer	Ab Fahrgestell-Nr.	A partir du No. de châssis	Desde el chasis número
EGR	Exhaust Gas Recirculation	Avgasrecirkulation	Abgasrückführung	Recirculation des gaz d'échappement	Recirculación de los gases de escape
ELCD	Evaporative Loss Control Device	Slutet bränslesystem	Geschlossenes Kraftstoffsystem	Système de carburant fermé	Sistema de combustible cerrado
Engine—xxx	Up to and including engine number	T o m motornummer	Bis einschl. Motor-Nr.	Jusqu'au No. de moteur	Hasta el motor número
Engine xxx—	As from engine number	F r o m motor-nummer	Ab Motor-Nr.	A partir du No. de moteur	Desde el motor número
Gearbox—xxx	Up to and including gearbox number	T o m växellåds-nummer	Bis einschl. Getriebe-Nr.	Jusqu'au No. de boîte de vitesses	Hasta la caja de cambios número
Gearbox xxx—	As from gearbox number	F r o m växellåds-nummer	Ab Getriebe-Nr.	A partir du No. de boîte de vitesses	Desde la caja de cambios número
I	Fuel injection	Motor med bränsleinsprutning	Einspritzmotor	Moteur à injection	Motor de inyección
LH	Left-Hand	Vänster	Links	Côté gauche	Lado izquierdo
LHD	Left-Hand Drive	Vänsterstyrning	Linksgesteuert	D. à G.	Volante a la izquierda
M	Manual transmission	Manuell växellåda	Schaltgetriebe	Boîte de vitesses manuelle	Caja de cambios manual
RH	Right-Hand	Höger	Rechts	Côté droit	Lado derecho
RHD	Right-Hand Drive	Högerstyrning	Rechtsgesteuert	D. à D.	Volante a la derecha
S	Sets	Sats	Sätze	Jeux	Juegos
SI	Service information	Service Information	Service Information	Service Information	Service information
2D	2 doors sedan	2 dörrversion	2-türige Version	2 portes	2 puertas
4D	4 doors sedan	4 dörrversion	4-türige Version	4 portes	4 puertas
SR	Sun Roof	Soltak	Schiebedach	Toit ouvrant	Techo corredizo
SR/L	Stock-keeping level	Lagerhållningsnivå	Lagerhaltungsniveau	Niveau de magasinage	Nivel de almacenaje
T	Twin carburetors	Två förgasare	2-Vergaser	Carbureteurs jumelés	Carburadores gemelos
X	Quantity as required	Antal efter behov	Anzahl nach Bedarf	Quantité d'après besoin	Cantidad según necesidad

AU	Australia	Australien	Australien	Australie	Australia
BE	Belgium	Belgien	Belgien	Belgique	Belgica
CA	Canada	Canada	Kanada	Canada	Canada
CH	Switzerland	Schweiz	Schweiz	Suisse	Suiza
CZ	Czechoslovakia	Tjeckoslovakien	Tschechoslowakei	Tchecoslovaquie	Checoslovaquia
DK	Denmark	Danmark	Danemark	Danemark	Dinamarca
DT	Germany	Tyskland	Deutschland	Allemagne	Alemania
EU	Europe	Europa	Europa	Europe	Europa
FE	Far East	Fjärran Östern	Fernost	Extrême-Orient	Extremo Oriente
FR	France	Frankrike	Frankreich	France	Francia
GB	Great Britain	England	Großbritannien	Grande-Bretagne	Gran Bretaña
IT	Italy	Italien	Italien	Italie	Italia
JA	Japan	Japan	Japan	Japon	Japón
ME	Middle East	Mellersta Östern	Nahost	Proche-Orient	Proximo Oriente
NO	Norway	Norge	Norwegen	Norvège	Noruega
SF	Finland	Finland	Finnland	Finlande	Finlandia
SW	Sweden	Sverige	Schweden	Suède	Suecia
UC	USA-California	USA-Californien	USA-Californien	USA, Californie	EE. UU., California
UF	USA-Federal	USA-Federalt	USA-Federalt	USA, Federal	EE. UU., Federal
US	USA	USA	USA	USA	EE. UU.


- 0 General
- 1 Tools
- 2 Engine
- 3 Electrical system, instruments
- 4 Transmission
- 5 Brakes
- 6 Front assembly, Steering
- 7 Suspension, Wheels
- 8 Body
- 9 Tool, Labels
- 10 Numerical register

# 1-A09

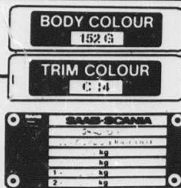
Model identification  
Modellidentifikation  
Modellidentifikation  
Identification du modèle  
Identificación del modelo



Engine number  
Motornummer  
Motor-Nr.  
No. de moteur  
Num. de motor




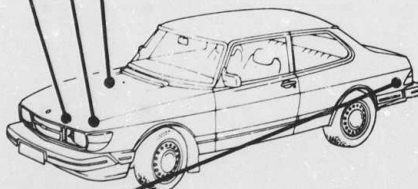
Gearbox number  
Växelladsnummer  
Getriebe-Nr.  
No. de boîte de vitesses  
Num. de caja de cambios



Chassis number  
Chassinummer  
Fahrgestell-Nr.  
No. de châssis  
Num. de chasis

Trim colour code  
Kladselkod  
Polsterkode  
Code couleur garniture  
Clave color tapiceria

Car colour code  
Fargkod  
Lackkode  
Code couleur voiture  
Clave color coche



Chassis number stamped on the body.  
Chassinumret är instansat i karossen.  
Fahrgestell-Nr. in Karosserie eingestanzt.  
No. de Châssis estampé dans la carrosserie.  
Num. de chasis estampado en la carrocería.)

SAAB  
genuine parts  
original reservdelar

# 1-A10

Chassis numbers  
Chassinummer  
Fahrgestell-Nr.  
No. de châssis  
Num. de chasis

## MASTER INDEX

- 0 General
- 1 Tools
- 2 Engine
- 3 Electrical system, Instruments
- 4 Transmission
- 5 Brakes
- 6 Front assembly, Steering
- 7 Suspension, Wheels
- 8 Body
- 9 Tool, Labels
- 10 Numerical register

Manufacturer  
Tillverkare  
Hersteller  
Fabricant  
Fabricante

YS3 = SAAB-SCANIA AB,  
Sweden

Product line  
Produktlinje  
Herstellungslinie  
Produit  
Producto

A = SAAB 900  
B = SAAB 90

Series  
Modellserie  
Bauserie  
Série  
Serie

L = Low  
M = Medium  
H = High  
T = Turbo  
E = Extra high

Body type  
Karosstyp  
Karosserietyp  
Coque  
Carrocería

2 = 2 door Sedan  
3 = 3 door Combi Coupé  
4 = 4 door Sedan  
5 = 5 door Combi Coupé  
6 = 4 door Sedan, extended

Gearbox  
Växellåda  
Getriebe  
Boîte de vitesses  
Cambio

4 = 4-speed manual  
5 = 5-speed manual  
6 = 3-speed automatic

Engine type  
Motortyp  
Motortyp  
Moteur  
Motor

C = Single carburettor  
T = Twin carburettor  
J = Fuel injection  
S = Fuel injection and turbo charger  
L = Fuel injection, turbo charger and intercooler

Check No.  
Kontrollsiifra  
Chiffre de contrôle  
Cifra de control

0-9 or X

Model year  
Årsmodell  
Baujahr  
Modèle de l'année  
Modelo del año

F = 1985  
G = 1986

Assembly plant  
Tillverkningsort  
Herstellungsort  
Lieu de montage  
Lugar de montaje

1 = Assembly line A, Trollhättan, Sweden  
2 = Assembly line B, Trollhättan, Sweden  
3 = Ärlöv, Sweden  
6 = Assembly line for 90, Nystad, Finland  
7 = Assembly line for 900, Nystad, Finland

Serial number  
Tillverkningsnummer  
Herstellungsnummer  
Numéro de série  
Número de serie

000001 -

YS3 A M 3 5 J X B 1 000001

**SAAB**  
genuine parts  
original reservdelar

# 1-A12

Chassis numbers  
Chassinummer  
Fahrgestell-Nr.  
No. de châssis  
Num. de chasis

## MASTER INDEX

- 0 General
- 1 Tools
- 2 Engine
- 3 Electrical system,  
Instruments
- 4 Transmission
- 5 Brakes
- 6 Front assembly,  
Steering
- 7 Suspension,  
Wheels
- 8 Body
- 9 Tool,  
Labels
- 10 Numerical  
register

### 1985

YS3BL25C4F6000001-YS3BL25C1F6012722

### 1986

YS3BA24C3G6000001-YS3BA25C1G6008757

### 1987

YS3BA25C3H6000001-YS3BA25CXH6003901



	B	2	0	1	2	T	0	1	M	E	000001
Gasoline engine Bensinmotor Benzinmotor Moteur à essence Motor de gasolina											
Swept volume in dm <sup>3</sup> Slagvolym i dm <sup>3</sup> Hubraum in dm <sup>3</sup> Cylindrée Cilindrada											
Cylinder head Cylinderlock Zylinderkopf Culasse Culata											
Version adaption Bilangepassning Motorausführung Adaptation à la voiture Adaptación al coche											
Design Utförande Ausführung Exécution Ejecución											
Development variant Utvecklingsvariant Entwicklungsvariante Variante de développement Variante de desarrollo											
Emission control level Avgasreningsnivå Abgasreinigungsversion Niveau d'épuration des gaz Nivel de depuración de gases											
Transmission adaptation Växellådanpassning Getriebeausführung Adaptation à boîte de vitesses Adaptación a caja de cambios											
Model year designation Årsbeteckning Baujahrbezeichnung Dénomination d'année Denominación de año											
Serial number Tillverkningsnummer Herstellernummer Numéro de série Número de serie											

## MASTER INDEX

0	General	1-
1	Tools	1-
2	Engine	1-
3	Electrical system,	1-
	Instruments	1-
4	Transmission	1-
5	Brakes	1-
6	Front assembly,	1-
	Steering	1-
7	Suspension,	1-
	Wheels	2-
8	Body	2-
9	Tool,	2-
	Labels	2-
10	Numerical	2-
	register	2-

## 1-A16

**Recommended spare parts stock-keeping level**

*The stock-keeping level is indicated by a digit between 1 and 6 in the SR/L column below.*

Stock-keeping level 1	Parts for service and maintenance
Stock-keeping level 2	Parts for minor repairs
Stock-keeping level 3	Parts for major repairs
Stock-keeping level 4	Heavy and slow-moving parts
Stock-keeping level 5	Engine assemblies, cylinder heads, transmission units, etc.
Stock-keeping level 6	Extremely slow-moving parts

*The stock-keeping level is related to the retail outlet level.*

Outlet level 1	Minor dealers, small workshops and petrol stations carrying out simple service work, mainly using parts from recommended stock-keeping level 1.
Outlet level 2	Medium-size dealers and more comprehensive workshops carrying out service work and some repair work, mainly using parts from recommended stock-keeping levels 1–2.
Outlet level 3	Major dealers carrying out service work and all kinds of repair work, using parts from recommended stock-keeping levels 1–3.
Outlet level 4	Major distributorship (export market) and some major dealers using parts from recommended stock-keeping levels 1–4.
Outlet level 5	Importers stocking parts from recommended stock-keeping levels 1–5.
Outlet level 6	Saab Car division's central stores in Nyköping, Sweden.

**MASTER INDEX**

0	General	1-
1	Tools	1-
2	Engine	1-
3	Electrical system, Instruments	1-
4	Transmission	1-
5	Brakes	1-
6	Front assembly, Steering	1-
7	Suspension, Wheels	2-
8	Body	2-
9	Tool, Labels	2-
10	Numerical register	2-

## Rekommenderad lagerhållning av reservdelar

Lagerhållningsnivån anges med en siffra mellan 1 och 6 i kolumn SR/L, enligt nedan.

Lagerhållningsnivå 1	Artiklar för service och underhåll
Lagerhållningsnivå 2	Artiklar för enklare reparationer
Lagerhållningsnivå 3	Artiklar för större reparationer
Lagerhållningsnivå 4	Tunga artiklar och artiklar med mindre omsättning
Lagerhållningsnivå 5	Kompletta motorer, cylinderlock, växellådor, etc.
Lagerhållningsnivå 6	Extremt lågfrekventa artiklar

Lagerhållningsnivån är kopplad till återförsäljarnivån.

Återförsäljarnivå 1	Verkstäder och bensinstationer, som utför enkla servicearbeten och som huvudsakligen använder artiklar ur lagerhållningsnivå 1.
Återförsäljarnivå 2	Medelstora åf och mera mångsidiga verkstäder, som utför servicearbeten och vissa reparationsarbeten och huvudsakligen använder artiklar av lagerhållningsnivå 1 och 2.
Återförsäljarnivå 3	Stora åf, som utför servicearbeten samt alla slags reparationsarbeten och använder delar av lagerhållningsnivå 1-3.
Återförsäljarnivå 4	Stora distributörer (exportmarknaderna) och vissa åf, som använder delar av lagerhållningsnivå 1-4.
Återförsäljarnivå 5	Importörer som lagerhåller delar av lagerhållningsnivå 1-5.
Återförsäljarnivå 6	Saabs centrallager i Nyköping.

## Lagerhaltungsniveau

Das Lagerhaltungsniveau ist in der Spalte SR/L mit einer der Ziffern 1-6 gem. folgender Aufschlüsselung angegeben:

Lagerhaltungsniveau 1	Artikel für Service und Unterhaltsarbeiten
Lagerhaltungsniveau 2	Artikel für einfachere Reparaturen
Lagerhaltungsniveau 3	Artikel für umfangreichere Reparaturen
Lagerhaltungsniveau 4	Schwere Artikel und Artikel mit geringerem Umsatz
Lagerhaltungsniveau 5	Komplette Motoren, Zylinderköpfe, Getriebe usw.
Lagerhaltungsniveau 6	Extrem umsatzträge Artikel

Das Lagerhaltungsniveau ist mit dem Händlerniveau koordiniert.

Händlerniveau 1	Werkstätten und Tankstellen, die einfachere Wartungsarbeiten ausführen und hauptsächlich Artikel gem. Lagerhaltungsniveau 1 verwenden.
Händlerniveau 2	Mittelgroße Händler und größere Werkstätten, die Wartungsarbeiten und gewisse Reparaturen ausführen und hauptsächlich Artikel gem. Lagerhaltungsniveau 1-2 verwenden.
Händlerniveau 3	Große Händler, die Wartungsarbeiten und Reparaturen aller Art ausführen und Artikel gem. Lagerhaltungsniveau 1-3 verwenden.
Händlerniveau 4	Sehr große Händler (gewisse Exportmärkte: Generalagenten) die Artikel gem. Lagerhaltungsniveau 1-4 verwenden.
Händlerniveau 5	Importeure, die Artikel gem. Lagerhaltungsniveau 1-5 im Lager führen.
Händlerniveau 6	Das Saab-Zentrallager in Nyköping, Schweden.

## MASTER INDEX

0	General	1-A
1	Tools	1-B
2	Engine	1-C
3	Electrical system, Instruments	1-D
4	Transmission	1-E
5	Brakes	1-F
6	Front assembly, Steering	1-G
7	Suspension, Wheels	2-A
8	Body	2-B
9	Tool, Labels	2-C
10	Numerical register	2-D

# 1-A19

Niveau de magasinage

## Niveau de magasinage

Le niveau de magasinage est indiqué sur la colonne SR/L par un chiffre entre 1-6, représentant les concepts ci-après :

- Niveau 1 Articles de service et d'entretien
- Niveau 2 Articles pour des réparations peu importantes
- Niveau 3 Articles pour des réparations importantes
- Niveau 4 Articles lourds et articles peu mouvementés
- Niveau 5 Moteurs complets, culasses, boîtes de vitesses, etc.
- Niveau 6 Articles extrêmement peu mouvementés

## Niveau de concessionnaire

Le niveau de magasinage et le niveau de concessionnaire sont en rapport de la façon suivante :

- Niveau 1 Garages et pompes de distribution d'essence. Capacités pour simples travaux de service ne demandant qu'un stock principalement constitué par des articles niveau 1.
- Niveau 2 Concessionnaires d'importance moyenne disposant d'atelier mieux équipé que les précédents. Capacités pour le service et la réparation dont le stock nécessaire est principalement composé par des articles niveaux 1-2.
- Niveau 3 Concessionnaires importants pouvant réaliser toute sorte de travaux de service et de réparation. Stock principalement composé des articles niveaux 1-3.
- Niveau 4 Grand distributeurs (marché d'exportation) et quelques concessionnaires très importants dont le stock se compose d'articles des niveaux 1-4.
- Niveau 5 Importeurs dont le stock correspond aux niveaux 1-5.
- Niveau 6 Dépôt central à Nyköping.

# 1-A20

Nivel de almacenaje

## Nivel de almacenaje

El nivel de almacenaje se indica en la columna SR/L con una cifra del 1 al 6 que representa los conceptos siguientes:

- Nivel 1 Artículos de servicio y mantenimiento
- Nivel 2 Artículos para reparaciones poco importantes
- Nivel 3 Artículos para reparaciones importantes
- Nivel 4 Artículos pesados y artículos de poco movimiento
- Nivel 5 Motores completos, culatas, cajas de cambio, etc.
- Nivel 6 Artículos de poco movimiento en grado extremo.

## Nivel de concesionario

El nivel de almacenaje y el de concesionario están en relación de la manera siguiente:

- Nivel 1 Talleres y bombas de combustible con capacidad para trabajos de reparación y de servicio sencillos. Almacén generalmente compuesto de artículos nivel 1.
- Nivel 2 Concesionarios de importancia media con taller mejor equipado que los precedente, con capacidad para servicio y reparaciones que requieren artículos principalmente compuestos por los de los niveles 1-2.
- Nivel 3 Concesionarios importantes capacitados para toda clase de reparaciones y trabajos de servicio. Almacén principalmente constituido por los artículos de los niveles 1-3.
- Nivel 4 Grandes distribuidores (mercado de exportación) y algunos concesionarios muy importantes cuyos almacenes se componen de artículos de los niveles 1-4.
- Nivel 5 Importador cuyo almacén corresponde a los niveles 1-5.
- Nivel 6 Almacén central en Nyköping.

## MASTER INDEX

0	General	1-A0
1	Tools	1-B0
2	Engine	1-D0
3	Electrical system, Instruments	1-G0
4	Transmission	1-I0
5	Brakes	1-K0
6	Front assembly, Steering	1-L0
7	Suspension, Wheels	2-A0
8	Body	2-B0
9	Tool, Labels	2-G0
10	Numerical register	2-H0



## MASTER INDEX

0	General	1-A02
1	Tools	1-B02
2	Engine	1-D02
3	Electrical system, Instruments	1-G02
4	Transmission	1-I02
5	Brakes	1-K02
6	Front assembly, Steering	1-L02
7	Suspension, Wheels	2-A02
8	Body	2-B02
9	Tool, Labels	2-G02
10	Numerical register	2-H02

## MASTER INDEX

0	General	1-A
1	Tools	1-B
2	Engine	1-D
3	Electrial system, Instruments	1-G
4	Transmission	1-K
5	Brakes	1-K
6	Front assembly, Steering	1-L
7	Suspension, Wheels	2-A
8	Body	2-B
9	Tool, Labels	2-G
10	Numerical register	2-H



Verktvg  
Tools  
Werkzeuge  
Outilsage  
Herramientas

0050  
0020  
0040  
0060  
0080  
0100  
0120  
0140  
0160  
0180  
0190  
0200  
0220  
0240  
0280  
0290  
0300  
0320  
0340  
0360  
0380  
0400  
0420  
0440  
0460  
0470  
0480  
0500  
0520  
0560  
0570  
0580  
0600  
0620  
0640  
0660  
0680  
0700  
0720  
0740  
0750  
0760  
0780  
0800  
0820  
0840  
0860  
0900  
0910  
0920  
0940  
0960

## 1-B02

### CONTENTS

Special tools classifying	1 : 5	1-B06
Special tools, engine part 1	1 : 7	1-B08
Special tools, engine part 2	1 : 9	1-B10
Special tools, engine part 3	1 : 11	1-B12
Special tools, engine part 4, ISAT	1 : 13	1-B14
Special tools, transmission (man. gear box) part 1	1 : 17	1-B18
Special tools, transmission (man. gear box) part 2	1 : 19	1-B20
Special tools, transmission (man. gear box) part 3	1 : 21	1-B22
Special tools, chassis, part 1	1 : 23	1-B24
Special tools, chassis, part 2	1 : 25	1-C02
Special tools, car body	1 : 29	1-C06
Special tools, miscellaneous		

### INNEHÅLLSFÖRTECKNING

Specialverktvgklassificering	1 : 5	1-B06
Specialverktvg, motor del 1	1 : 7	1-B08
Specialverktvg, motor del 2	1 : 9	1-B10
Specialverktvg, motor del 3	1 : 11	1-B12
Specialverktvg, motor del 4, ISAT	1 : 13	1-B14
Specialverktvg, kraftöverföring (M växellåda) del 1	1 : 17	1-B18
Specialverktvg, kraftöverföring (M växellåda) del 2	1 : 19	1-B20
Specialverktvg, kraftöverföring (M växellåda) del 3	1 : 21	1-B22
Specialverktvg, chassi, del 1	1 : 23	1-B24
Specialverktvg, chassi, del 2	1 : 25	1-C02
Specialverktvg, kaross	1 : 29	1-C06
Specialverktvg, övriga		

### INHALTSVERZEICHNIS

Spezialwerkzeuge, Klassenordnung		
Spezialwerkzeuge, Motor Teil 1	1 : 5	1-B06
Spezialwerkzeuge, Motor Teil 2	1 : 7	1-B08
Spezialwerkzeuge, Motor Teil 3	1 : 9	1-B10
Spezialwerkzeuge, Motor Teil 4, ISAT	1 : 11	1-B12
Spezialwerkzeuge, Kraftübertragung (Mne Getriebe)	1 : 13	1-B14
Teil 1		
Spezialwerkzeuge, Kraftübertragung (Mne Getriebe)	1 : 17	1-B18
Teil 2		
Spezialwerkzeuge, Kraftübertragung (Mne Getriebe)	1 : 19	1-B20
Teil 3		
Spezialwerkzeuge, Fahrgestell, Teil 1	1 : 21	1-B22
Spezialwerkzeuge, Fahrgestell, Teil 2	1 : 23	1-B24
Spezialwerkzeuge, Karosserie	1 : 25	1-C02
Spezialwerkzeuge, Übriges	1 : 29	1-C06

### MASTER INDEX

0	General
1	Tools
2	Engine
3	Electrical system, instruments
4	Transmission
5	Brakes
6	Front assembly, Steering
7	Suspension, Wheels
8	Body
9	Tool, Labels
10	Numerical register

### 1 GROUP INDEX

Special tools classifying	
Special tools, engine part 1	
Special tools, engine part 2	
Special tools, engine part 3	
Special tools, engine part ISAT	
Special tools, transmission (man. gear box) part 1	
Special tools, transmission (man. gear box) part 2	
Special tools, transmission (man. gear box) part 3	
Special tools, chassis part 1	
Special tools, chassis, part 2	
Special tools, car body	
Special tools, miscellaneous	

## 1-B03

## TABLE DES MATIERES

Classification de l'outillage spécial	1 : 5	1-B06
Outillage spécial, moteur 1ère partie	1 : 7	1-B08
Outillage spécial, moteur 2ème partie	1 : 9	1-B10
Outillage spécial, moteur 3ème partie	1 : 11	1-B12
Outillage spécial, moteur 4ème partie, ISAT	1 : 13	1-B14
Outillage spécial, transmission (boîte de vitesses manuelle) 1ère partie	1 : 17	1-B18
Outillage spécial, transmission (boîte de vitesses manuelle) 2ème partie	1 : 19	1-B20
Outillage spécial, transmission (boîte de vitesses manuelle) 3ème partie	1 : 21	1-B22
Outillage spécial, de châssis 1ère partie	1 : 23	1-B24
Outillage spécial, de châssis 2ème partie	1 : 25	1-C02
Outillage spécial, carrosserie	1 : 29	1-C06

## SUMARIO

Clasificación de las herramientas especiales	1 : 5	1-B06
Herramientas especiales, motor 1a parte	1 : 7	1-B08
Herramientas especiales, motor 2a parte	1 : 9	1-B10
Herramientas especiales, motor 3a parte	1 : 11	1-B12
Herramientas especiales, motor 4a parte, ISAT	1 : 13	1-B14
Herramientas especiales, transmisión (caja de cambios manual) 1a parte	1 : 17	1-B18
Herramientas especiales, transmisión (caja de cambios manual) 2a parte	1 : 19	1-B20
Herramientas especiales, transmisión (caja de cambios manual) 3a parte	1 : 21	1-B22
Herramientas especiales, de chasis 1a parte	1 : 23	1-B24
Herramientas especiales, de chasis 2a parte	1 : 25	1-C02
Herramientas especiales, carrocería	1 : 29	1-C06

0050

1680

1700

1720

1740

1750

1760

1780

1800

1820

1840

1850

1900

1920

1930

1940

1960

1970

1980

2020

2040

2060

2070

2080

2100

2140

2160

2170

2180

2190

2200

2240

2260

2280

2300

2310

2360

2380

2390

2400

2420

2480

2490

2500

2520

2540

2550

2560

2580

2590

## 1-B04

## Special tools classifying

The special tools in the list are classified as follows:

Tools for engine-, transmission- and chassis works.  
A0 = Tools for service and maintenance work  
(E.g. valve adjustment, replacement of brake pads)

A1 = Tools for simpler repairs  
(E.g. replacement of clutch, replacement of valves)

A2 = Tools for qualified repairs  
(E.g. reconditioning of transmissions, steering gears)

Tools for body works

B1 = Tools for simpler body works  
(E.g. replacement of front fender)

B2 = Tools for qualified body works  
(E.g. works in aligning bench)

## Specialverktygsklassificering

Specialverktygen är i förteckningen klassificerade enligt följande:

Verktyg för motor-, växellåds- och chassiarbeten  
A0 = Verktyg för service- och underhållsarbeten  
(Ex ventiljustering, byte bromsklossar)

A1 = Verktyg för enklare reparationer  
(Ex byte av koppling, byte av ventiler)

A2 = Verktyg för kvalificerad reparationer  
(Ex renovering av växellådor, styrväxlar)

Verktyg för plåtarbeten.

B1 = Verktyg för enklare plåtarbeten  
(Ex byte av framskärm)

B2 = Verktyg för kvalificerade plåtarbeten  
(Ex riktbanksarbeten)



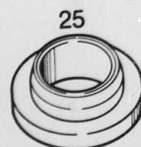
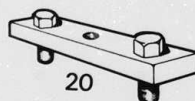

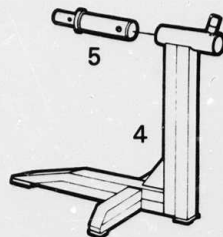
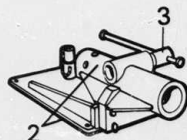
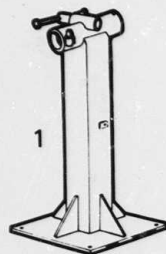
## MASTER INDEX

- 0 General
- 1 Tools
- 2 Engine
- 3 Electrical system, Instruments
- 4 Transmission
- 5 Brakes
- 6 Front assembly, Steering
- 7 Suspension, Wheels
- 8 Body
- 9 Tool, Labels
- 10 Numerical register

## 1 GROUP INDEX

- Special tools classifying
- Special tools, engine part
- Special tools, engine part
- Special tools, engine part
- Special tools, engine part
- ISAT
- Special tools, transmission (man. gear box) part 1.
- Special tools, transmission (man. gear box) part 2.
- Special tools, transmission (man. gear box) part 3.
- Special tools, chassis part 1.
- Special tools, chassis, part 2.
- Special tools, car body
- Special tools, miscellaneous





R 6573-90

# 1-B06

Tools  
Engine, part 1

Verktyg  
Motor, del 1

Q100	Pos	Part No./Art nr	K S	Notes/Anmärkningar	Qty/ Antal	Description	Benämning	S L
0020	1	78 60 794		4), A2, ALTERN. STANDS	1	Floor stand	Golvstativ	6
0040	2	78 60 877		4), A2, ALTERN. STANDS	1	Bench stand	Bänksstativ	
0060	3	78 60 885		4), A2, ALTERN. STANDS	1	Vise stand	Skruvstyttsstativ	
0080	4	78 61 479		4), A2, ALTERN. STANDS	1	Stand	Stativ	
0100	5	83 90 478		A2	1	Axle for stand	Axel för stativ	
0180	7	83 93 951		A2	1	Holder, engine	Hållare, motor	6
0240	8	83 91 849		A1	1	Plunger	Plunger	
0260	9	78 60 802		4), A2	1	Oil pan	Oljetråg	
0480	15	83 92 540		A1	1	Guide sleeve, crankshaft seal, flywheel side	Styrhylsa, vevaxeltätning	
0500							svänghjulssida	
0680	19	83 91 153		A2	1	Piston installing tool, oversize	Kolvmonteringsverktyg, ÖD	
0700								
0760	19	78 62 287		A2	1	Piston installing tool	Kolvmonteringsverktyg	
0820	20	83 92 151		A1	1	Puller, belt pulley	Avdragare, remskiva	
0890	25	83 93 340		A1	1	Installing ring seal	Monteringsring	
0891								
1080	37	83 92 268		A2	1	Reamer, valve guide	tätning, transmission	
1440	47	83 93 357		A1	1	Disengagement tool	Brotsch, ventilstyrning	
1460						chain tensioner	Avlastningskrok, kedjesträckare	

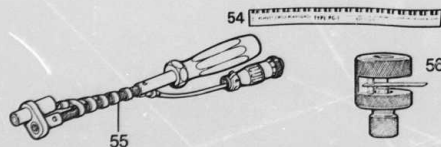

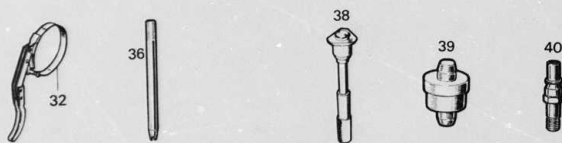
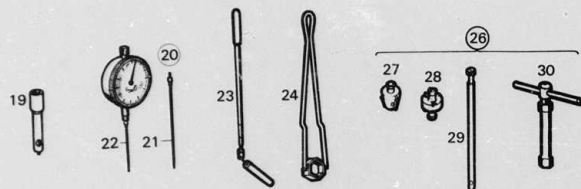
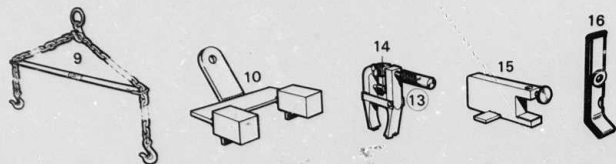
4. Also for Saab 95/96

## MASTER INDEX

- 0 General
- 1 Tools
- 2 Engine
- 3 Electrical system, Instruments
- 4 Transmission
- 5 Brakes
- 6 Front assembly, Steering
- 7 Suspension, Wheels
- 8 Body
- 9 Tool, Labels
- 10 Numerical register

## 1 GROUP INDEX

Special tools classifying  
Special tools, engine part 1  
Special tools, engine part 2  
Special tools, engine part 3  
Special tools, engine part 4  
ISAT  
Special tools, transmission (man. gear box) part 1.  
Special tools, transmission (man. gear box) part 2.  
Special tools, transmission (man. gear box) part 3.  
Special tools, chassis part 1.  
Special tools, chassis, part 2.  
Special tools, car body  
Special tools, miscellaneous



P2453 - 90

# 1-B08

Tools  
Engine, part 2

Verktyg  
Motor, del 2

0150	Pos	Part No/Art nr	K	Notes/Anmärkningar	Qty/ Antal	Description	Benämning	S
0200	9	83 92 409	A1		1	Lifting yoke, engine	Lyftkrok, motor och	
0220				and power plant		drivaggregat		
0230	10	83 93 209	A1		1	Spacer	Mellanlägg	
0300	13	83 91 450	A0		1	Measuring tool, valve	Mätverktyg, ventilspel	
0320	14	83 92 250			1	Measuring point	Måtpets	
0340	15	83 91 633	A0		1	Measuring plate, valve	Måtplatta, justering	
0360				clearance adjustment		av ventilspel		
0380	16	83 91 419	A0		1	Feeler gauge set,	Tolkstålsats, ventil-	
0400				valve clearance		spel		
0460	19	83 92 045	4), A0		1	Adapter cpl, ignition	Adapter kpl, tändin-	
0480				setting		ställning		
0500	20	78 40 622	4), A0		1	Dial indicator cpl	Indikatorlocka kpl	
0520	21	78 14 908	4)		1	Point 100 mm	Måtpets 100 mm	
0540	22	78 14 916			1	Point 40 mm	Måtpets 40 mm	
0560	23	83 91 401	4), A1		1	Magnet tool	Magnetverktyg	
0600	24	83 92 185	A0		1	Key, crankshaft screw	Nyckel, vevaxelskruv	
0660	26	83 92 193	4) A2		1	Valve seat cutter assy	Ventilsätesskräp kpl	
0720	27	83 92 201			1	Cutter 75 degrees	Fräs 75 grader	
0760	28	83 92 219			1	Cutter 11-45 degrees	Fräs 11-45 grader	
0780	29	78 61 057			1	Guide spindle	Styrspindel	
0800	30	78 61 065			1	T-key	T-nyckel	
0840	32	78 62 014	A0		1	Key, oil filter	Nyckel, oljefilter	
0850	32	83 93 332	A0		1	Key, oil filter,	Nyckel, oljefilter,	
0851				ø 75 mm		ø 75 mm		
1040	36	83 92 128	A1		2	Guide pin, cylinder head	Styrapp, cylinderlock	
1100	38	83 92 631	A2		1	Removal and installa-	Demonterings- och mon-	
1120				tion tools, valve		teringsverktyg, ven-		
1140				guide		tilstyrning		
1160	39	83 91 997	A2		1	Drift, flywheel bearing	Dorn, svänghjulslager	
1200	40	83 92 326	A1		1	Air nipple, spark	Luftnippel för tänd-	
1220				plug hole		stifthål		
1250	44	85 80 086	A2		1	Puller, trigger rotor	Avdragare, spaltrotor	
1325	45	83 92 789	A2		1	Drift, installing and	Dorn, monterning och	
1330				removing, fuel jet		demontering, bränsle-		
1335				carburetor		munstycke, förgasare		
1480	51	78 60 513			X	Loctite stud lock	Loctite skruvlåsning	
1500	51	87 10 394	45/3007218		X	Loctite 270	Loctite 270	
1520	51	83 43 808	45/3007226		X	Loctite quickset	Loctite quickset	
1540	52	88 09 097	45/3007176		X	Tikatät, can 1 pound	Tikatät, burk 1/2 kg	
1560	53	83 08 454	45/3006590		X	Loquic activator	Loquic activator	
1580				grade T				
1600	54	78 60 505	45/3006558		X	Plastigauge, bearing	Plastigauge, för mät-	
1620				clearance measuring		ning av lagarspel		
1640	55	88 19 005	A2		1	Ignition timing sensor	Tändtändgivar	
1650	56	85 80 045	A0		1	Spark plug adjuster	Justeringsverktyg,	
1655						tändstift		

4. Also for Saab 95/96

## MASTER INDEX

- 0 General
- 1 Tools
- 2 Engine
- 3 Electrical system, Instruments
- 4 Transmission
- 5 Brakes
- 6 Front assembly, Steering
- 7 Suspension, Wheels
- 8 Body
- 9 Tool, Labels
- 10 Numerical register

## 1 GROUP INDEX

- Special tools classifying
- Special tools, engine part 1
- Special tools, engine part 2
- Special tools, engine part 3
- Special tools, engine part ISAT
- Special tools, transmission (man. gear box) part 1.
- Special tools, transmission (man. gear box) part 2.
- Special tools, transmission (man. gear box) part 3.
- Special tools, chassis part 1.
- Special tools, chassis, part 2.
- Special tools, car body
- Special tools, miscellaneous

# 1-B10

Tools  
Engine, part 3

Verktyg  
Motor, del 3

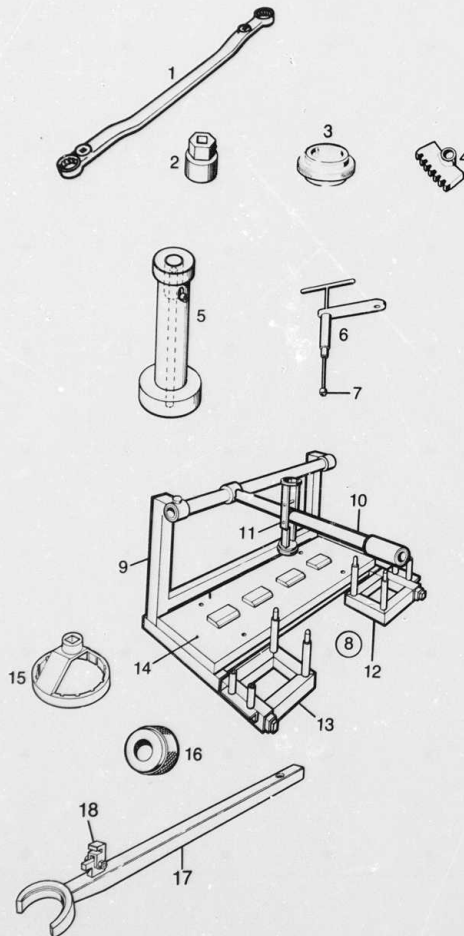
## MASTER INDEX

- 0 General
- 1 Tools
- 2 Engine
- 3 Electrical system, Instruments
- 4 Transmission
- 5 Brakes
- 6 Front assembly, Steering
- 7 Suspension, Wheels
- 8 Body
- 9 Tool, Labels
- 10 Numerical register

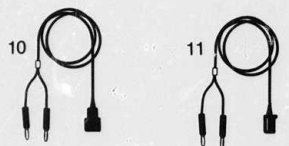
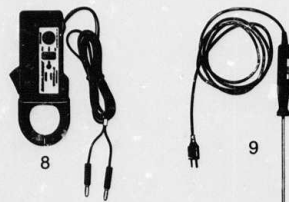
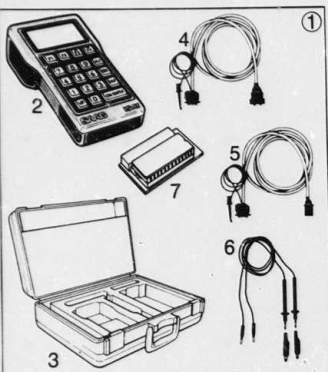
## 1 GROUP INDEX

- Special tools classifying
- Special tools, engine part 1
- Special tools, engine part 2
- Special tools, engine part 3
- Special tools, engine part ISAT
- Special tools, transmission (man. gear box) part 1.
- Special tools, transmission (man. gear box) part 2.
- Special tools, transmission (man. gear box) part 3.
- Special tools, chassis part 1.
- Special tools, chassis, part 2.
- Special tools, car body
- Special tools, miscellaneous

0200	Pos	Part No/Art nr	K S	Notes/Anmärkningar	Qty/ Antal	Description	Benämning	S L
0220	1	83 92 961	A1		1	Ring key	Ringnyckel	
0230	2	83 93 639	A1		1	Sleeve	Hylsa	
0240	3	83 92 979	A1		1	Pressure sleeve	Presshylsa	
0260	4	83 92 987	A1		1	Fly wheel stop	Svånghjulsstopp	
0360	5	83 93 027	A0		1	Adjusting plunge	Inställningsstolk	
0380	6	83 93 035	A0		1	Adjusting tool	Inställningsverktyg	
0400	7	83 93 043	A0		1	Adaptor	Adaptor	
0420	8	83 93 050	A2		1	Fixture, valve removing and installing	Fixtur, ventildemontering och montering	
0440					1	Base fixture	Grundfixtur	
0460	9	83 93 068	A2		1	Level	Hävstång	
0480	10	83 93 076	A2		1	Valve, spring pressure	Ventilfjädertryckare	
0500	11	83 93 084	A2		1	Fixing point 99 2,0L	Fixerdubb 99 2,0L	
0520	12	83 93 092	A2		1	Fixing point 99 1,7	Fixerdubb 99 1,7-1,85L	
0540	13	83 93 100	A2		1	Fixing plate 99 1,7	Fixerplatta 99 1,7	
0560					1	Fixing plate 99 1,7 -1,85L and V4	Fixerplatta 99 1,7 -1,85-2,0L och V4	
0580	14	83 93 118	A2		1	Key, nut fuel level transmitter	Nyckel, mutter bränslenivågivare	
0600	15	83 93 365	A1		1	Centring tool, oil pump	Centreringsring, oljepump	
0620					1	Lever, clutch shaft engine	Hävstång, lamellaxel motor	
0640	16	83 93 589	A1		1	Hook with screw and nut	Hake med skruv och mutter	
0660	17	83 94 033	A1					
0700	18	83 94 306	A1					
0720								
0730								



R8336-90



F2454 - 90

# 1-B12

Tools  
Engine, part 4  
ISAT

Verktyg  
Motor, del 4  
ISAT

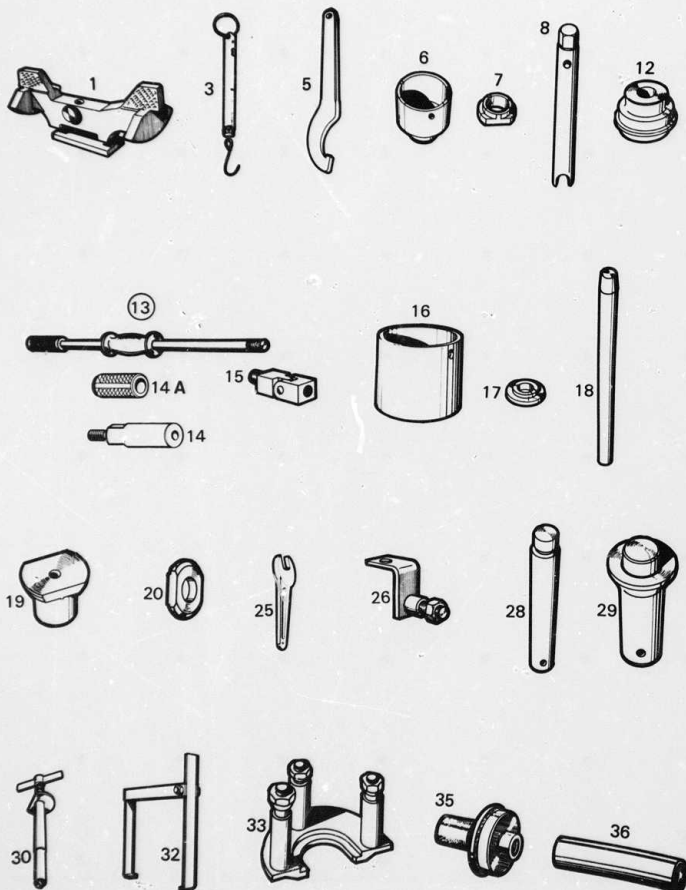
0210	Pos	Part No/Art nr	K S	Notes/Anmärkningar	Qty/ Antal	Description	Benämning	S L
0010	1	86 10 834		39)	1	ISAT basic set	ISAT grundsats	6
0020	2	86 10 651		1)	1	ISAT instrument, incl battery	ISAT instrument, inkl batteri	
0030	3	86 10 826		1)	1	Storage/carrying case	Förvarings-/transportväska	
0040	4	86 10 701		1989-, 10-PIN	1	Diagnosis lead set	Diagnoskabel	
0050	5	86 10 693		1988 1/2, 4-PIN	1	Diagnosis lead set	Diagnoskabel	
0060	6	86 10 719		DI-SYSTEM FOR MULTIMETER FUNCTIONS	1	Test lead set	Mätkablage	
0070	7	86 10 669		DMM 40EU1, SWEDISH, ENGLISH	1	Programme cartridge	Programmodul	6
0080	7	86 10 677		FINNISH, GERMAN 40EU2, GERMAN, ITALIAN	1	Programme cartridge	Programmodul	
0090	7	86 10 685		FRENCH, DUTCH 40USA, ENGLISH, FRENCH, SPANISH, ITALIAN	1	Programme cartridge	Programmodul	
0100						ACCESSORIES	TILLBEHÖR	
0110	8	86 10 743		FOR CURRENT UP TO 600A	1	Clip-on current detector	Strömtång	6
0120	9	86 10 750		-40°C TO +400°C	1	Temperature-sensor lead	Temperaturgivarkabel	
0130				-40°F TO +755°F				
0140	10	86 10 776		LAMBDA CI	1	Test lead	Testkabel	6
0150	11	86 10 784		LAMBDA LH	1	Test lead	Testkabel	6
0160	12	86 10 800		FOR ISAT INSTRUMENT	1	Protection cover	Skyddskåpa	6

1. Not as separate spare part  
39. When ordering ISAT basic set programme cartridge must be specified depending on language set required.  
40. To be specified separately when ordering ISAT basic set, depending on language set required.

## MASTER INDEX

- 0 General
  - 1 Tools
  - 2 Engine
  - 3 Electrical system, Instruments
  - 4 Transmission
  - 5 Brakes
  - 6 Front assembly, Steering
  - 7 Suspension, Wheels
  - 8 Body
  - 9 Tool, Labels
  - 10 Numerical register
- ## 1 GROUP INDEX
- Special tools classifying
  - Special tools, engine part 1.
  - Special tools, engine part 2.
  - Special tools, engine part 3.
  - Special tools, engine part 4
  - ISAT
  - Special tools, transmission (man. gear box) part 1.
  - Special tools, transmission (man. gear box) part 2.
  - Special tools, transmission (man. gear box) part 3.
  - Special tools, chassis part 1.
  - Special tools, chassis, part 2.
  - Special tools, car body
  - Special tools, miscellaneous





R 6207-90

# 1-B14

Tools  
Manual gearbox, part 1

Verktyg  
Manuell växellåda, del 1

Pos	Part No/Art nr	Notes/Anmärkningar	Qty/ Antal	Description	Benämning
0250					
0020	1 83 90 155	2), A2	1	Measuring tool cpl, pinion (incl. box)	Mätverktyg kpl, pin-jong (inkl. låda)
0040	3 83 90 130	A2	1	Dynamometer cpl (incl. lacing)	Dynamometer kpl (inkl. snöre)
0060	5 83 90 197	A2	1	Hook wrench, intermediate shaft	Håknyckel, mellanaxel
0140	6 83 90 114	A2	1	Sleeve, installation of 4th gear, bearing housing	Hylsa, montering av 4-ans drev, ytterring
0160				outer ring, pinion and pinion shaft unit	lagerhus, pinjong och pinjongaxelenhet
0180	7 83 90 213	A2	1	Ring, removal of 4th gear with bearing	Ring, demontering av 4-ans drev med lager
0200	8 87 90 818	A2	1	Drift, differential bearing	Dorn, differentials-ger
0220	12 83 90 312	2), A2	1	Drift, installation of differential housing outer bearing ring, steering knuckle housing, outer ring and steering knuckle housing seal ring	Dorn, montering av ytterring differenti- allager, ytterring styrspindelhus och tättningsring i styr- spindelhus
0240				Tapping-out hammer	Slaghammare
0280	13 83 90 270	A1	1	End piece	Ändstapp
0300	14 83 90 858	A2, 5-SPEED	1	Adapter	Adapter
0320	14A 87 90 917	A1, 5/16 UNC	1	Joint, removal of clutch shaft	Knut, demontering av lamellaxel
0340	15 83 90 015		1	Joint, removal of clutch shaft	Knut, demontering av lamellaxel
0360	15 87 90 529	A1, M8	1	Dolly, installation and removal of primary gear, primary gear bearing, primary gear wheel bearing, fourth gear bearing	Mothåll, montering och demontering av primär-växeldrev, lager primär-växeldrev, lager primär-växel-hjul
0380	16 83 90 098	A2	1	lager ingående drev	lager ingående drev
0400				pinion, bearing housing outer roller bearing rings and pinion shaft	4-an, rullagens ytterringar pinjong-lagerhus samt pinjongaxel
0420	17 83 90 205	A2	1	Ring, removal of primary gear roller bearing and installation of intermediate shaft inner ring and outer bearing	Ring, demontering av rullager primär-växel, montering av inre lager och yttre lager mellanaxel
0440	18 83 90 262	A2	1	Aligning arbor, installation of intermediate shaft	Styrdorn, montering av mellanaxel
0460	19 83 90 106	A2	1	Drift, removal of pinion roller bearing outer ring and installation of primary gear housing roller bearing	Dorn, demontering av rullager ytterring pinjong och montering av rullager primär-växelhus
0480	20 83 90 296	2), A2	1	Washer, removal of bearing seat outer ring	Bricka, demontering av ytterring lagersäte
0500	25 83 90 072	A2	1	Open-ended wrench, pinion shaft nut	Fast nyckel, mutter pinjongaxel
0520	26 83 90 288	A2	1	Dial indicator retaining tool, back lash differential	Hållare, indikator-klocka, mätning av flankspeil, differential

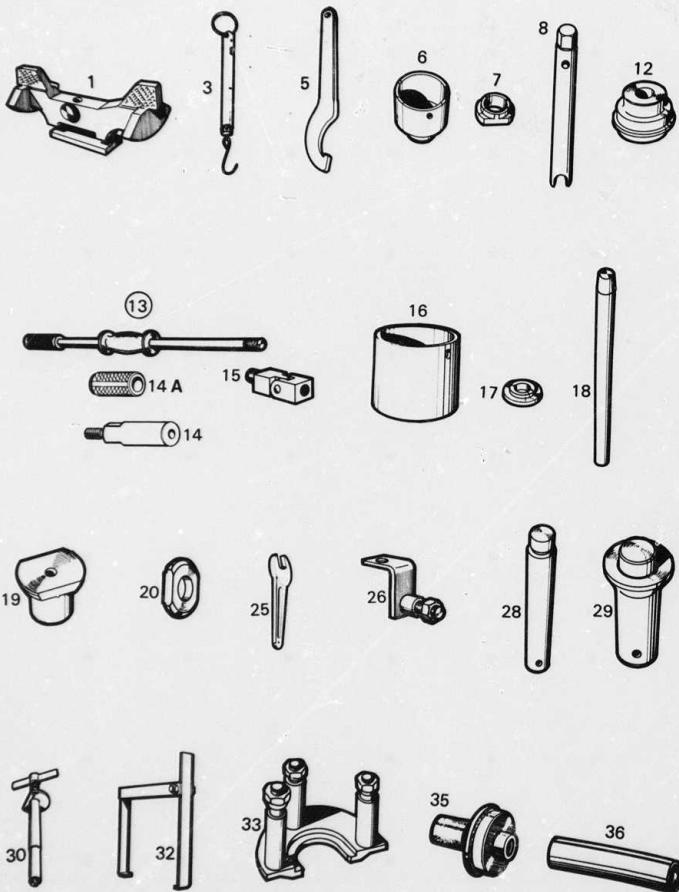
2. Also for automatic transmission

## MASTER INDEX

0	General	1
1	Tools	1
2	Engine	1
3	Electrical system, Instruments	1
4	Transmission	1
5	Brakes	1
6	Front assembly, Steering	1
7	Suspension, Wheels	2
8	Body	2
9	Tool, Labels	2
10	Numerical register	2

## 1 GROUP INDEX

Special tools classifying	
Special tools, engine part 1	1
Special tools, engine part 2	1
Special tools, engine part 3	1
Special tools, engine part 4	1
ISAT	1
Special tools, transmission (man. gear box) part 1	1
Special tools, transmission (man. gear box) part 2	1
Special tools, transmission (man. gear box) part 3	1
Special tools, chassis part 1	1
Special tools, chassis, part 2	1
Special tools, car body	1
Special tools, miscellaneous	1



R 6207-90

# 1-B16

Tools

Manual gearbox, part 1

Verktyg

Manuell växellåda, del 1

0250	Pos	Part No/Art nr	Notes/Anmärkningar	Qty/ Antal	Description	Benämning	S
1600	28	83 90 189	2), A2	1	Drift, installation of needle bearings in free wheel shaft and removal of free wheel shaft, free wheel shaft roller bearing, input gear with ball bearing, outer bearing rings from bearing seats, and steering knuckle housing outer ring and seal	Dorn, montering av nållager i frihjulssaxel, demontering av frihjulssaxel, tätning frihjulssaxel, rullager frihjulssaxel, ingående drev med kullager, lagrens ytterringar ur lagersäten, yttertering och tätning styvspindelhus	S
1620							
1640							
1650							
1680							
1700							
1720							
1740							
1760							
1780							
1800							
1820							
1880	29	83 90 320	2), A2	1	Drift, installation of differential bearing seat seal, and primary gear roller bearing, clutch shaft seal	Dorn, montering av tätning differential lagersäte, rullager primärväxeldrev, lammellaxeltätning	S
1900							
1920							
1940							
1960							
2000	30	83 90 049	A2	1	Puller, installation and removal of reverse gear shaft and intermediate shaft	Avdragare, montering och demontering av backväxelaxel och mellanaxel	S
2020							
2040							
2060							
2100	32	87 90 776	2), A1	1	Puller, removal of differential bearing seat	Avdragare, demontering av differential lagersäte	S
2120							
2160	33	87 90 768	3), A2	1	Puller, removal of differential bearing ring	Avdragare, demontering av differential lagerring	S
2180							
2260	35	78 41 141	3), A2	1	Sleeve, pressing in ball bearing, differential bearing cap	Hylsa, inpressning kullager, differential lagersköld	S
2280							
2300	36	78 41 067	2), A2	1	Sleeve, removal of ball bearing, differential bearing cap, installation of bearing cap with ball bearing on inner driver	Hylsa, demontering av kullager differential lagersköld, montering av lagersköld med kullager på inre medbringare	S
2320							
2340							
2360							
2390							
2400							

2. Also for automatic transmission  
3. Alternative stands

SAAB genuine parts  
original reservdelar

SAAB 90 M85-87

1990-02

R6207

Page 01 - 015

## MASTER INDEX

0	General	1-A
1	Tools	1-B
2	Engine	1-D
3	Electrical system, Instruments	1-G
4	Transmission	1-H
5	Brakes	1-K
6	Front assembly, Steering	1-L
7	Suspension, Wheels	2-A
8	Body	2-B
9	Tool, Labels	2-G
10	Numerical register	2-H

## 1 GROUP INDEX

Special tools classifying	
Special tools, engine part 1.	1-B
Special tools, engine part 2.	1-E
Special tools, engine part 3.	1-F
Special tools, engine part 4.	1-G
ISAT	
Special tools, transmission (man. gear box) part 1.	1-B
Special tools, transmission (man. gear box) part 2.	1-F
Special tools, transmission (man. gear box) part 3.	1-F
Special tools, chassis part 1.	1-E
Special tools, chassis, part 2.	1-E
Special tools, car body	1-C
Special tools, miscellaneous	1-C

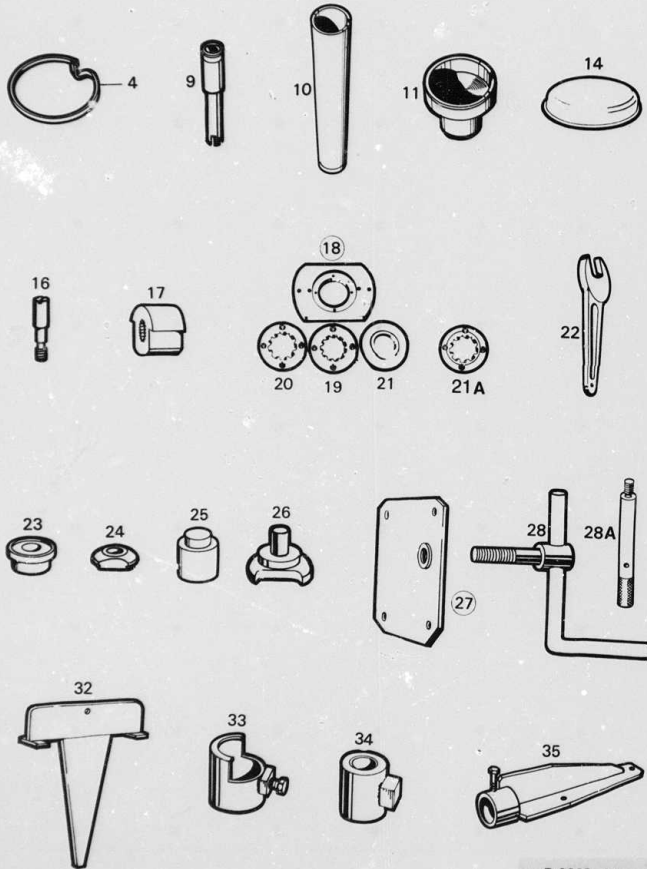
# 1-B18

Tools

Manual gearbox, part 2

Verktyg

Manuell växellåda, del 2



R 6208-90

0300	Pos	Part No/Art nr	K S	Notes/Anmärkningar	Qty/ Antal	Description	Benämning	S L
0070	4	83 90 023		A1	1	Pad	Mellanlägg	
0240	9	87 90 370		2), A1	1	Wrench, special nut in gear lever housing	Nyckel, specialmutter i växelspakshus	
0260								
0280	10	83 90 148		A2	1	Sleeve, installation of pinion shaft unit, inner roller bearing, primary gear housing pinion roller bearing and intermediate shaft inner ring and outer bearing, removal of primary gear roller bearing, bearing housing outer rings, intermediate shaft inner ring and clutch shaft seal	Hylsa, montering av pinjongaxelnhet, inre rullager, pinjongrullager primärväxellhus, inerring och yttre lager mellanaxel, demontering av rullager primärväxeldrev, ytterringar lagerhus, inerring mellanaxel, tätning lamellaxel	
0300								
0320								
0340								
0360								
0380								
0400								
0420								
0440								
0460								
0480								
0500								
0560	11	83 90 122		A2	1	Drift, installation of bearing housing outer ring (pinion) and ball bearing on 4th gear and removal of primary gear with bearing from bearing housing	Dorn, montering av ytterring i lagerhus (pinjong), kullager på 4-ans drev, demontering av primärväxel drev med lager ur lagerhus	
0600								
0620								
0640								
0660								
0680	14	89 16 967		A1	2	Protective cover, inner drive shaft	Skyddlock, inre drivaxel	
0800								
0820	16	87 90 438		A2, M8	2	Guide pin, pinion bearing housing	Styrpinne, pinjonglagerhus	
0840								
0860	17	87 90 446		A2	1	Retainer, pinion shaft	Hållare, pinjongaxel	
0880	18	87 90 636		A2, SEE ALSO AUTOMATIC GEAR BOX	1	Fixture, removal and installation of bearing from pinion	Fixture, demontering och montering av lager från pinjong	
1020								
1040								
1060								
1080	19	87 90 669		18)	1	Puller ring	Avdragarring	
1120	20	87 90 651		18)	1	Installing ring	Monteringsring	
1140	21	87 90 644		A2, 5-SPEED	1	Puller ring	Avdragarring	
1160	20	87 90 933		A2, 5-SPEED	1	Installing ring	Monteringsring	
1180	21	87 90 925		A2	1	Puller ring	Avdragarring	
1175	21A	87 91 097		A2	1	Key, pinion shaft nut	Nyckel, pinjongaxelmutter	
1190	22	87 90 453		A2	1	Washer, ring pinion bearing housing	Bricka, ring pinjonglagerhus	
1220	23	87 90 461		A2	1	Washer, wheel primary gear	Bricka, hjul primärväxel	
1240	24	87 90 479		A2	1	Sleeve, bearing differential case	Hylsa, lager differentialhus	
1260	25	87 90 487		A2	1	Catch, back wheel	Spärr, backhjul	
1280	26	87 90 503		A2	1	Puller, pinion shaft	Avdragare, pinjongaxel	
1300	27	87 90 511		A2	1	Screw	Skruv	
1320	28	78 40 853		A2, 5-SPEED	4	Spacer screw	Distansskruv	
1340	28A	87 90 909		A2	1	Measuring device, synchronizing	Installationsmått, synkronisering	
1410	32	87 90 552		A1	1	Puller, seal ring gear shift shaft	Avdragare, tätningsskiva växelföraxel	
1430	33	87 90 677		A1	1	Installing tool, seal ring gear shift shaft	Monteringsverktyg, tätningsskiva växelföraxel	
1450	34	87 90 685		A1	1	Holder, gear box	Hållare, växellåda	
1540	35	83 90 460		A2, (7861479, 7860794, 7860877, 7860885)	1			
1560								
1580								
1600								
1620								
1640								
1660								
1680								

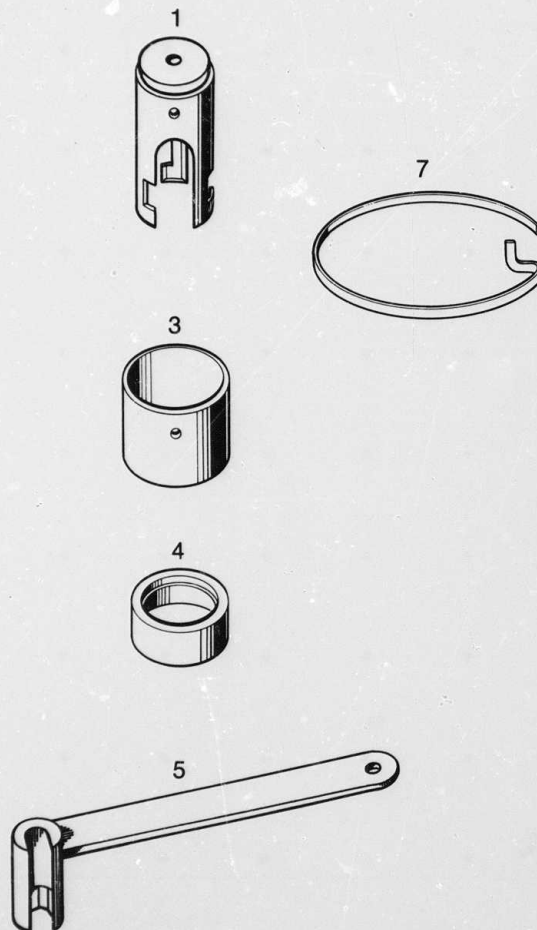
2. Also for automatic transmission  
18. Not used for manual gear box

## MASTER INDEX

0	General	1-A
1	Tools	1-B
2	Engine	1-D
3	Electrical system, Instruments	1-G
4	Transmission	1-H
5	Brakes	1-K
6	Front assembly, Steering	1-L
7	Suspension, Wheels	2-A
8	Body	2-B
9	Tool, Labels	2-G
10	Numerical register	2-H

## 1 GROUP INDEX

Special tools classifying	
Special tools, engine part 1.	1-B
Special tools, engine part 2.	1-B
Special tools, engine part 3.	1-B
Special tools, engine part 4.	1-B
ISAT	1-B
Special tools, transmission (man. gear box) part 1.	1-B
Special tools, transmission (man. gear box) part 2.	1-B
Special tools, transmission (man. gear box) part 3.	1-B
Special tools, chassis part 1.	1-B
Special tools, chassis, part 2.	1-B
Special tools, car body	1-C
Special tools, miscellaneous	1-C



R8337-90

# 1-B20

Tools  
Manual gearbox, part 3

Verktyg  
Manuell växellåda, del 3

Pos	Part No./Art nr	K S	Notes/Anmärkningar	Qty/ Antal	Description	Benämning	S L
0350	1	87 90 891	A2	1	Extractor - pressing sleeve for removing of sprocket in primary gear	Avdragare - presshylsa, kedjedrev primärväxel	
0020	3	87 90 859	A2	1	Sleeve, fitting bearing in primary gear	Presshylsa, montering av rullager i primärväxel-drev	
0040	4	87 90 867		1	Installation ring, fitting bearing on to input shaft in gearbox	Monteringsring för rullager ingående axel, växellåda	
0060	5	83 93 571		1	Key	Nyckel	
0140	7	87 91 618	A1	1	Spacer	Mellanlägg	6
0160							
0180							
0200							
0220							
0240							
0280							
0290							

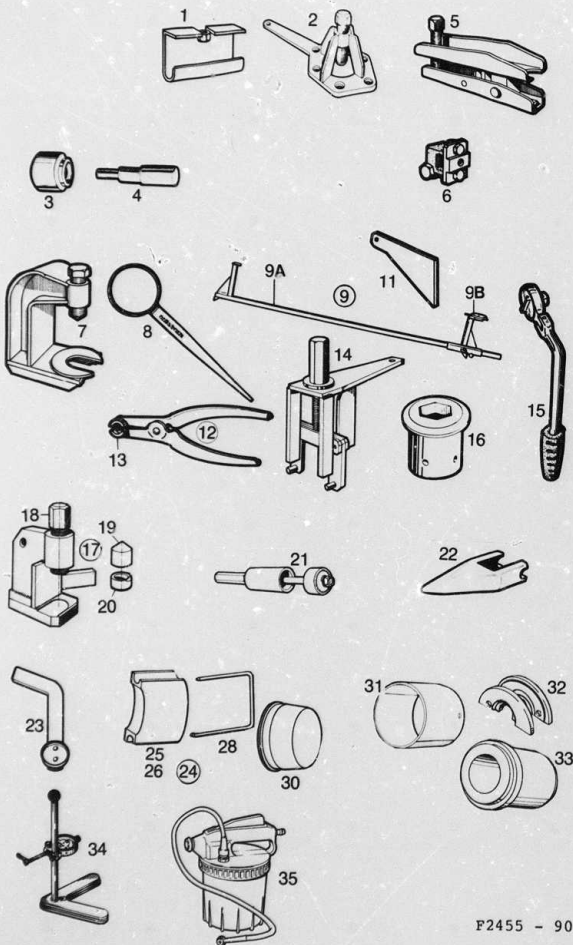
## MASTER INDEX

0	General	1-A02
1	Tools	1-B02
2	Engine	1-D02
3	Electrical system, Instruments	1-G02
4	Transmission	1-I02
5	Brakes	1-K02
6	Front assembly, Steering	1-L02
7	Suspension, Wheels	2-A02
8	Body	2-B02
9	Tool, Labels	2-G02
10	Numerical register	2-H02

## 1 GROUP INDEX

Special tools classifying	
Special tools, engine part 1.	1-B01
Special tools, engine part 2.	1-B01
Special tools, engine part 3.	1-B11
Special tools, engine part 4, ISAT	1-B11
Special tools, transmission (man. gear box) part 1.	1-B11
Special tools, transmission (man. gear box) part 2.	1-B11
Special tools, transmission (man. gear box) part 3.	1-B21
Special tools, chassis part 1.	1-B21
Special tools, chassis, part 2.	1-B21
Special tools, car body	1-C01
Special tools, miscellaneous	1-C01





F2455 - 90

# 1-B22

Tools  
Chassis, part 1

Verktyg  
Chassi, del 1

0450	Pos	Part No/Art nr	K S	Notes/Anmärkningar	Qty/ Antal	Description	Benämning	S L
0010	1	89 96 175	A0		1	Removing tool, u-pin	Demonteringsverktyg,	
0020						brake housing front	u-pinne bromshus fram	
0030	2	89 96 084	2), A2		1	Puller, removal of front	Avdragare, demontering	
0040						and rear axle hubs, front	av nav, fram och bak-	
0050						axle outer bearing ring,	axel, yttre laggning	
0060						outer drive shaft, gear	framaxel, yttre driv-	
0070						box differential housing,	axel, laggning dif-	
0080						bearing ring and engine	ferentialhus växel-	
0090						chain wheel	låda, kedjedrev motor	
0120	3	78 41 331	A1		1	Installing tool, bus-	Monteringsverktyg,	
0130						hing upper control arm	bussning övre svängarm	
0150	4	78 41 349	A1		1	Inst. tool, bushing	Mont. verktyg, buss-	
0160						lower control arm	ning nedre svängarm	
0170	5	89 95 409	4), A1		1	Puller, removal of	Avdragare, demonte-	
0180						tie-rod ends and ball	ring av styrtagsän-	
0190						bolts	dar och kulbultar	
0200	6	89 95 284	A2		1	Puller, steering gear	Avdragare, drev styrväxel	
0210						pinion. Used with tapping	Används tillsammans med	
0220						out hammer 8390270. See	slaghammare 8390270. Se	
0230						special tools, transmis-	specialverktyg, kraft-	
0240						sion	överföring	
0260	7	89 96 019	A0		1	Steering wheel puller	Rattavdragare	
0270	8	89 95 607	A0		1	Brake spring tool,	Bromsfjädersverktyg,	
0280						inst. and removal of	montering och demon-	
0290						brake springs	tering av bromsfjädr	
0300	9	88 19 013	4), A2		1	Tool for measuring	Verktyg för uppmät-	
0310						toe-in	ning av toe-in	
0320	9A	88 19 054			1	Measuring rod	Mätstång	
0330	9B	88 19 062			1	Dial test indicator	Indikatorlocka	
0340	11	89 95 342	A0		1	Template, brake pi-	Kolvmall, kontroll	
0350						ston position	bromskolvns läge	
0360	12	89 95 367	A0		1	Piston, moving pliers	Tång, vridning bromskolv	
0380	13	89 95 664			2	Claw	Back	
0390	14	89 95 771	A1		1	Removing tool, brake	Demonteringsverktyg,	
0400						pad	bromsklots	
0410	15	89 95 763	A0		1	Ratchet wrench	Spärnnyckel, fram-	
0420						vagnsjustering		
0430	16	89 95 805	4), A0		1	Sleeve, wheel nut	Hylsa, hjulmutter	
0440	17	89 95 920	A1		1	Tool, wheel screw	Verktyg, hjulskruv	
0450	18	89 95 581			1	Screw	Skruv	
0460	19	89 95 896			1	Installing sleeve	Monteringshylsa	
0470	20	89 95 904			1	Removing sleeve	Demonteringshylsa	
0480	21	89 96 274	A1		1	Tool for rubber bus-	Verktyg för gummi-	
0490						hing, rear axle	bussning, bakaxel	
0500	22	89 95 813	A1		1	Inst. tool, bellows	Monteringsverktyg,	
0510						steering wheel shaft	damask rattstång	
0520	23	89 96 043	3), A0		1	Key, brake piston	Nyckel, bromskolv	
0530	24	89 96 191	A1		1	Grinding set, brake disc	Slipsets, bromsskiva	
0550	25	89 96 209	A1		1	Grinding pad LH	Slipklots V	
0560	26	89 96 217	A1		1	Grinding pad RH	Slipklots H	
0570	27	89 96 225	A1		1	U-pin	U-pinne	
0580	30	89 96 233	A1		1	Wheel bolt guard	Hjulsbultskydd	
0590	31	89 96 449	A1		1	Sleeve, dolly, removal of	Hylsa, mothåll, demon-	
0600						front wheel bearing	tering framhjulslagring	
0620	32	89 96 456	A1		1	Dolly, removal of	Mothållsbricka, demon-	
0630						front wheel bearing	tering framhjulslagring	
0640	33	89 96 464	A1		1	Dolly, installation	Mothåll, montering av	
0650						of wheel hub	hjulnav	
0660	34	78 74 886			1	Run-out gauge	Hjulkastindikator	
0670	35	88 19 096	A2		1	Bleeding tool, brakes	Bromsluftare	

- Also for automatic transmission
- Alternative stands
- Also for Saab 95/96

## MASTER INDEX

0	General	1-A0
1	Tools	1-B02
2	Engine	1-D02
3	Electrical system,	
	Instruments	1-G02
4	Transmission	1-H02
5	Brakes	1-K02
6	Front assembly,	
	Steering	1-L02
7	Suspension,	
	Wheels	2-A02
8	Body	2-B02
9	Tool,	
	Labels	2-G02
10	Numerical	
	register	2-H02

## 1 GROUP INDEX

Special tools classifying	
Special tools, engine part 1.	1-B02
Special tools, engine part 2.	1-B02
Special tools, engine part 3.	1-B12
Special tools, engine part 4.	1-B12
ISAT	
Special tools, transmission	
(man. gear box) part 1.	1-B12
Special tools, transmission	
(man. gear box) part 2.	1-B12
Special tools, transmission	
(man. gear box) part 3.	1-B22
Special tools, chassis	
part 1.	1-B22
Special tools, chassis,	
part 2.	1-B22
Special tools, car body	1-C02
Special tools, miscellaneous	1-C02



# 1-B24

Tools  
Chassis, part 2

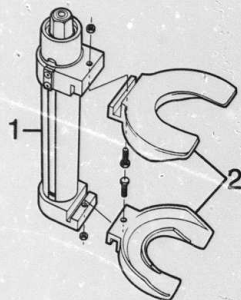
Verktyg  
Chassi, del 2

## MASTER INDEX

0	General	1-A
1	Tools	1-B
2	Engine	1-D
3	Electrical system, Instruments	1-G
4	Transmission	1-H
5	Brakes	1-K
6	Front assembly, Steering	1-L
7	Suspension, Wheels	2-A
8	Body	2-B
9	Tool, Labels	2-G
10	Numerical register	2-H

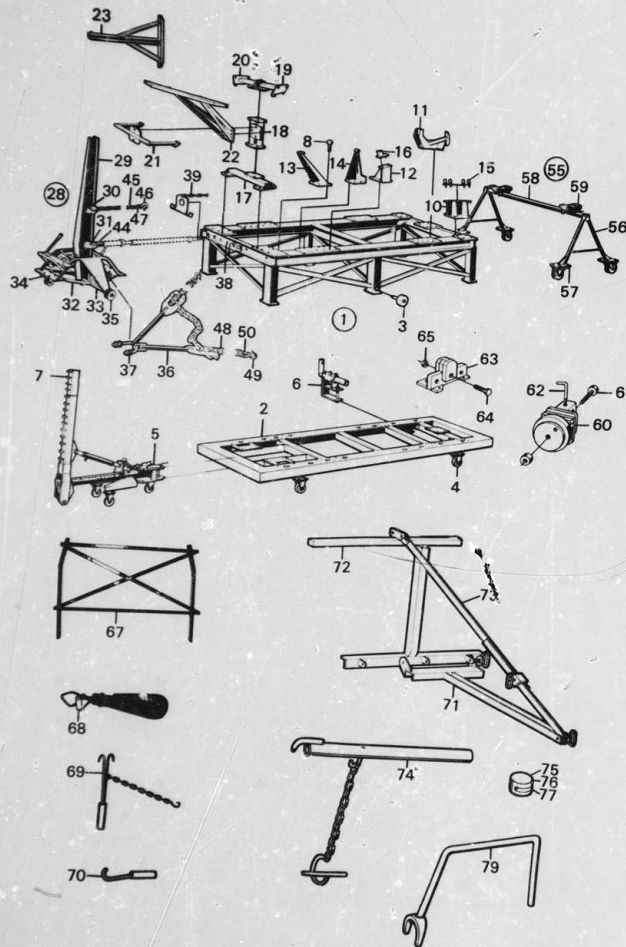
## 1 GROUP INDEX

Special tools classifying	1-B
Special tools, engine part 1.	1-B
Special tools, engine part 2.	1-B
Special tools, engine part 3.	1-B
Special tools, engine part 4, ISAT	1-B
Special tools, transmission (man. gear box) part 1.	1-B
Special tools, transmission (man. gear box) part 2.	1-B
Special tools, transmission (man. gear box) part 3.	1-B
Special tools, chassis part 1.	1-B
Special tools, chassis, part 2.	1-B
Special tools, car body	1-C
Special tools, miscellaneous	1-C



Pos	Part No/Art nr	Notes/Anmärkningar	Qty/ Antal	Description	Benämning
0475					
0020	1	88 18 791	1	Spring press	Fjäderpress
0030	2	88 18 809	1	Holder	Hållare

R 9297-90



R 6211-90

# 1-C02

Tools  
Car body

Verktyg  
Kaross

0500	Pos	Part No/Art nr	K	Notes/Anmärkningar	Qty/ Antal	Description	Benämning	S
0020	1	82 90 140		IS DELETED	1	Aligning bench assy	Riktbänk kpl	
0080	2	82 91 908		4) B2, ALTERN TO 8290140	1	Aligning bench	Riktbänk	
0100	3	82 90 157		4), PART OF 8290140	2	Wheel	Hjul	
0120	4	82 91 874		4), PART OF 8291908	4	Wheel	Hjul	
0140	5	82 91 890		4), PART OF 8291908	1	U-attachment, driving aligner	U-fäste, dragriktare	
0160								
0180	6	82 92 088		4), PART OF 8291908	1	Attachment, tension below	Fäste, dragning nedåt	
0200								
0220	7	82 92 153		4), PART OF 8291908	1	Extension, driving aligner	Förlängningsdel dragriktare	
0240								
0260	8	70 61 559			20	Screw	Fästskruv	2
0300	10	82 90 124			1	Front support LH	Främre stöd V	
0320	10	82 90 132			1	Front support RH	Främre stöd H	
0340	11	82 90 298			1	Scuff support LH	Tröskelstöd V	
0360	11	82 90 306			1	Scuff support RH	Tröskelstöd H	
0380	12	82 90 223			1	Support, middle floor LH	Stöd, mittre golv V	
0420	12	82 90 231			1	Support, middle floor RH	Stöd, mittre golv H	
0460	13	82 90 421			1	Support, rear floor	Stöd, bakre golv	
0480	14	82 90 470			1	Support, rear wheel housing LH	Stöd, bakre hjulhus V	
0500								
0520	14	82 90 488			1	Support, rear wheel housing RH	Stöd, bakre hjulhus H	
0540								
0560	15	82 90 439			1	Check support, front LH	Kontrollstöd, fram V	
0600	15	82 90 447			1	Check support, front RH	Kontrollstöd, fram V	
0640	16	82 90 165			2	Check support, rear	Kontrollstöd, bak	
0660	17	82 90 652			1	Intermediate piece	Mellanstycke	
0680	18	82 90 660			1	Pillar	Pelare	
0700	19	82 90 678			1	Support, front bearing bracket LH	Stöd, främre lager-konsol V	
0720								
0740	20	82 90 686			1	Support, front bearing bracket RH	Stöd, främre lager-konsol H	
0760								
0780	21	82 91 718			1	Fixture, steering gear bracket	Fixtur, styrväxelinfästning	
0800								
0820	22	82 91 742			1	Fixture, front floor	Fixtur, främre golv	
0840	23	82 90 728			1	Fixture, engine support	Fixtur, motorfästen	
0860	28	82 91 973		4, 11), B2	1	Driving aligner assy	Dragriktare kpl	
0900	29	82 90 801		4, 11)	1	Lever	Hävarm	
0920	30	82 90 256		4, 11)	1	Driver head	Draghuvud	
0940	31	82 90 330		4, 11)	1	Pressure head	Tryckhuvud	
0960	32	82 90 264		4, 11)	1	Trolley	Vagn	
0980	33	82 90 371		4, 11)	1	Shaft	Åxel	
1000	34	82 90 520		4, 11)	2	Link roller	Länkrulle	
1020	35	82 90 538		4, 11)	2	Iron wheel	Järnhjul	
1040	36	82 90 405		4, 11)	2	Anchorage head	Förankringshuvud	
1060	37	82 91 288		11)	1	Fastening piece	Förankringsbygel	
1080	38	82 90 173		4, 11)	1	Pressure yoke	Tryckbalk	
1100	39	82 91 270		4, 11)	1	Safety chain	Säkerhetskedja	
1120	44	82 90 389		4, 11), B2	1	Sleeve for Bahco and Nike hydraulic equipment	Hylsa för Bahco och Nike hydraulutrustning	
1140								
1180	45	82 91 320		11), B2	1	Pulling chain	Dragkätting	
1200	46	82 91 338		11), B2	1	Hook	Krok	
1220	47	82 91 346		11), B2	1	Link	Länk	
1240	48	82 91 361		B2	2	Anchorage chain	Förankringskätting	
1260	49	82 91 379		11), B2	2	Hook	Krok	
1280	50	82 91 387		11), B2	2	Link	Hammerlok länk	
1300	55	82 90 272		4, 11), B2	1	Trestle assy set	Pallbock kpl sats	
1320	56	82 90 694		4, 11)	4	Trestle	Benstativ	
1340	57	82 90 546		4, 11)	8	Link roll	Länkrulle	
1360	58	82 90 702		4, 11)	2	Yoke	Ök	
1380	59	82 90 280		4, 11)	4	Wood plate	Träplatta	

4. Also for Saab 95/96  
11. Class A 1 as a separate tool

SAAB genuine parts  
original reservdelar

SAAB 90 M85-87

1990-02

R6211

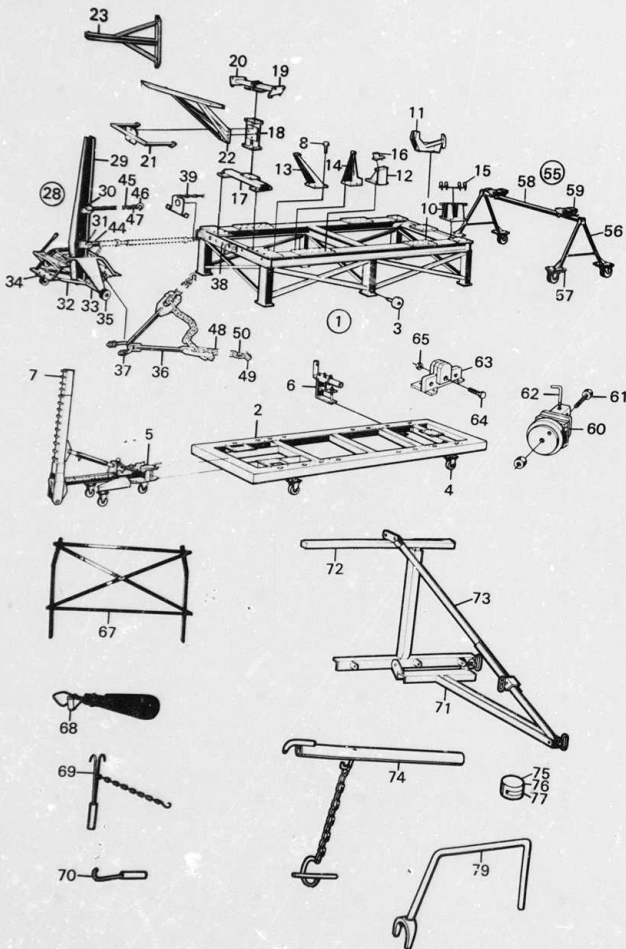
Page 01-025

## MASTER INDEX

- 0 General
- 1 Tools
- 2 Engine
- 3 Electrical system, Instruments
- 4 Transmission
- 5 Brakes
- 6 Front assembly, Steering
- 7 Suspension, Wheels
- 8 Body
- 9 Tool, Labels
- 10 Numerical register

## 1 GROUP INDEX

- Special tools classifying
- Special tools, engine part 1.
- Special tools, engine part 2.
- Special tools, engine part 3.
- Special tools, engine part ISAT
- Special tools, transmission (man. gear box) part 1.
- Special tools, transmission (man. gear box) part 2.
- Special tools, transmission (man. gear box) part 3.
- Special tools, chassis part 1.
- Special tools, chassis, part 2.
- Special tools, car body
- Special tools, miscellaneous



R 6211-90

# 1-C04

Tools  
Car body

Verktyg  
Kaross

0500	Pos	Part No/Art nr	K	Notes/Anmärkningar	Qty/ Antal	Description	Benämning	S	L
1400	60	82 92 161	B2		1	Aligner bracket	Dragriktfäste		
1420	61	82 92 179			1	Screw	.Skruv		
1440	62	82 92 187			1	Lock pin	.Låspinne		
1460	63	82 92 237			1	Aligner bracket	Dragriktfäste		
1480	64	82 92 260			1	Screw	.Skruv		
1500	65	82 92 278			1	Nut	.Mutter		
1520	67	82 90 637	B1		1	Fixture, front fender	Fixtur, framskärm		
1540	68	82 91 023	A2		1	Inst. tool, window	Monteringsverktyg, deko-		
1560						moulding	rationslist, glasruta		
1660	71	78 84 166	4), B1		1	Holder, door	Hållare, dörr		
1680	72	82 90 561	B1		1	Holder, door	Hållare, dörr		
1700	73	78 84 182	4), B1		1	Stay, holder, door	Stag, hållare, dörr		
1720	74	82 91 577	A2		1	Tool, spring, trunk	Verktøy, fjäder		
1740						lid	bagagelucka		
1760	75	82 91 767	4), A2		1	Pad, front window	Mellanlägg, frontruta		
1780	76	82 91 775	4), A2		1	Pad, side window	Mellanlägg, sidoruta		
1800	77	82 91 551	A2		1	Pad, rear window	Mellanlägg, bakruta		
1940	79	84 71 039	A2		1	Installing tool, door	Monteringsverktyg, dörrlås		
1960						lock	dörrlås		

## MASTER INDEX

- 0 General
- 1 Tools
- 2 Engine
- 3 Electrical system, instruments
- 4 Transmission
- 5 Brakes
- 6 Front assembly, steering
- 7 Suspension, wheels
- 8 Body
- 9 Tool, labels
- 10 Numerical register

## 1 GROUP INDEX

- Special tools classifying
- Special tools, engine part
- Special tools, engine part
- Special tools, engine part
- Special tools, engine part
- ISAT
- Special tools, transmission (man. gear box) part 1.
- Special tools, transmission (man. gear box) part 2.
- Special tools, transmission (man. gear box) part 3.
- Special tools, chassis part 1.
- Special tools, chassis, part 2.
- Special tools, car body
- Special tools, miscellaneous

4. Also for Saab 95/96

SAAB genuine parts  
original reservdelar

SAAB 90 M85-87

1990-02

R6211

Page 01-027

# 1-C06

Tools  
Miscellaneous

Verktyg  
Övriga

0550	Pos	Part No/Art nr	K	Notes/Anmärkningar	Qty/ Antal	Description	Beskrivning	S
0020	1	78 43 303		4), A1	1	Pliers, hose clamp	Tång, slangklamma	
0040	2	78 40 937		4), A1	1	Pliers for splice crimping	Tång för kontaktpressning	
0060	3	78 60 695		4), A1	1	Pliers for uninsulated cable terminal	Tång för oisolerade kabelskor	
0080	4	78 60 703		4), A1	1	Pliers for uninsulated douglas plug	Tång för oisolerade rundstift	
0100								
0120								
0140								
0180	6	85 80 029		2), A2	1	Holder, rotor	Hållare, rotor	
0200	7	89 94 782			X	Grease, front wheel brake	Fett, framhjulsbroms	
0240	7	84 86 276			X	Grease, door lock	Fett, dörrlås	
0250	8	88 18 908		45/3006624 COMPLETE WITH HANDTOOLS	X	Tool trolley	Verktygsvagn	6

2. Also for automatic transmission  
4. Also for Saab 95/96

SAAB genuine parts  
original reservdelar

SAAB 90 M85-87

1990-02

F2456

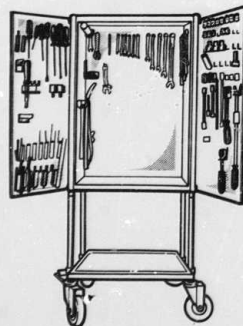
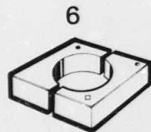
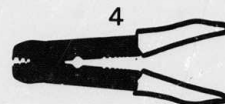


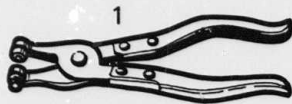
Page 01 - 029

## MASTER INDEX

- 0 General
- 1 Tools
- 2 Engine
- 3 Electrical system, Instruments
- 4 Transmission
- 5 Brakes
- 6 Front assembly, Steering
- 7 Suspension, Wheels
- 8 Body
- 9 Tool, Labels
- 10 Numerical register

## 1 GROUP INDEX

Special tools classifying  
Special tools, engine part  
Special tools, engine part  
Special tools, engine part  
Special tools, engine part  
ISAT  
Special tools, transmission (man. gear box) part 1.  
Special tools, transmission (man. gear box) part 2.  
Special tools, transmission (man. gear box) part 3.  
Special tools, chassis part 1.  
Special tools, chassis, part 2.  
Special tools, car body  
Special tools, miscellaneous



F2456 - 90

## MASTER INDEX

- 0 General
- 1 Tools
- 2 Engine
- 3 Electrical system,  
Instruments
- 4 Transmission
- 5 Brakes
- 6 Front assembly,  
Steering
- 7 Suspension,  
Wheels
- 8 Body
- 9 Tool,  
Labels
- 10 Numerical  
register



C10

**MASTER INDEX**

- 0 General
- 1 Tools
- 2 Engine
- 3 Electrical system,  
Instruments
- 4 Transmission
- 5 Brakes
- 6 Front assembly,  
Steering
- 7 Suspension,  
Wheels
- 8 Body
- 9 Tool,  
Labels
- 10 Numerical  
register

## MASTER INDEX

- 0 General
- 1 Tools
- 2 Engine
- 3 Electrical system,  
Instruments
- 4 Transmission
- 5 Brakes
- 6 Front assembly,  
Steering
- 7 Suspension,  
Wheels
- 8 Body
- 9 Tool,  
Labels
- 10 Numerical  
register

## MASTER INDEX

0	General	1-1
1	Tools	1-1
2	Engine	1-1
3	Electrical system, Instruments	1-1
4	Transmission	1-1
5	Brakes	1-1
6	Front assembly, Steering	1-1
7	Suspension, Wheels	2-1
8	Body	2-1
9	Tool, Labels	2-1
10	Numerical register	2-1

## MASTER INDEX

0	General	1-A0
1	Tools	1-B0
2	Engine	1-D0
3	Electrical system, Instruments	1-G0
4	Transmission	1-I02
5	Brakes	1-K0
6	Front assembly, Steering	1-L0
7	Suspension, Wheels	2-A0
8	Body	2-B0
9	Tool, Labels	2-G0
10	Numerical register	2-H0

## MASTER INDEX

0	General	1-A02
1	Tools	1-B02
2	Engine	1-D02
3	Electrial system, Instruments	1-G02
4	Transmission	1-I02
5	Brakes	1-K02
6	Front assembly, Steering	1-L02
7	Suspension, Wheels	2-A02
8	Body	2-B02
9	Tool, Labels	2-G02
10	Numerical register	2-H02



## MASTER INDEX

0	General	1-A02
1	Tools	1-B02
2	Engine	1-D02
3	Electrical system, Instruments	1-G02
4	Transmission	1-J02
5	Brakes	1-K02
6	Front assembly, Steering	1-L02
7	Suspension, Wheels	2-A02
8	Body	2-B02
9	Tool, Labels	2-G02
10	Numerical register	2-H02

## MASTER INDEX

0	General	1-A02
1	Tools	1-B02
2	Engine	1-D02
3	Electrial system, Instruments	1-G02
4	Transmission	1-H02
5	Brakes	1-K02
6	Front assembly, Steering	1-L02
7	Suspension, Wheels	2-A02
8	Body	2-B02
9	Tool, Labels	2-G02
10	Numerical register	2-H02

C24

MASTER INDEX

0	General	1-A0
1	Tools	1-B0
2	Engine	1-D0
3	Electrial system, Instruments	1-G0
4	Transmission	1-I02
5	Brakes	1-K02
6	Front assembly, Steering	1-L02
7	Suspension, Wheels	2-A0
8	Body	2-B0
9	Tool, Labels	2-G0
10	Numerical register	2-H0



Motor  
Engine  
Motor  
Moteur  
Motor

0050  
0020  
0040  
0060  
0080  
0100  
0120  
0140  
0160  
0180  
0200  
0220  
0240  
0260  
0280  
0320  
0340  
0350  
0380  
0420  
0440  
0540  
0560  
0640  
0650  
0740  
0780  
0800  
0860  
0880  
0900  
0920  
0922  
0924  
1000  
1020  
1040  
1060  
1080  
1100  
1120  
1140  
1160  
1180  
1200  
1220  
1240  
1260  
1300  
1320  
1330  
1360  
1400  
1420  
1520  
1540  
1620  
1630  
1720  
1760  
1780  
1840  
1860  
1880  
1900  
1905  
1908

## 1-D02

### TABLE OF CONTENTS

<b>Engine body</b>		
Engine suspension	2 : 5	1-D06
Cylinder head	2 : 7	1-D08
Cylinder block	2 : 11	1-D12
Short engine	2 : 13	1-D14
Transmission	2 : 15	1-D16
Crankshaft, piston, etc	2 : 17	1-D18
<b>Lubrication system</b>		
Oil pump, oil filter	2 : 19	1-D20
<b>Fuel system</b>		
Carburetor SOLEX	2 : 21	1-D22
Carburetor PIERBURG	2 : 25	1-E02
Air cleaner	2 : 27	1-E04
Fuel pump	2 : 29	1-E06
Fuel tank	2 : 31	1-E08
<b>Inlet and exhaust system</b>		
Inlet manifold, etc	2 : 33	1-E10
Exhaust manifold, etc	2 : 35	1-E12
Exhaust gas recirculation (EGR)	2 : 37	1-E14
Mufflers, exhaust pipe, etc	2 : 39	1-E16
<b>Cooling system</b>		
Radiator, fan, etc	2 : 41	1-E18
Water pump	2 : 43	1-E20
Thermostat	2 : 45	1-E22
<b>Engine control</b>		
Accelerator control, etc	2 : 47	1-E24
<b>Complete sets</b>		
Engine	2 : 49	1-F02

### INNEHÅLLSFÖRTECKNING

<b>Motorropp</b>		
Motorupphängning	2 : 5	1-D06
Cylinderhuvud	2 : 7	1-D08
Cylinderblock	2 : 11	1-D12
Grundmotor	2 : 13	1-D14
Transmission	2 : 15	1-D16
Veaxel, kolv, etc	2 : 17	1-D18
<b>Smörjsystem</b>		
Oljepump, oljefilter	2 : 19	1-D20
<b>Bränslesystem</b>		
Förgasare SOLEX	2 : 21	1-D22
Förgasare PIERBURG	2 : 25	1-E02
Luftrenare	2 : 27	1-E04
Bränslepump	2 : 29	1-E06
Bränsletank	2 : 31	1-E08
<b>Inlopps- och avgassystem</b>		
Inloppsrör, etc	2 : 33	1-E10
Avgassamlare, etc	2 : 35	1-E12
Avgasrecirkulation (EGR)	2 : 37	1-E14
Ljuddämpare, avgasrör, etc	2 : 39	1-E16
<b>Kylsystem</b>		
Kylare, fläkt, etc	2 : 41	1-E18
Kylvätskepump	2 : 43	1-E20
Termostat	2 : 45	1-E22
<b>Motorreglage</b>		
Gasreglage	2 : 47	1-E24
<b>Satser</b>		
Motor	2 : 49	1-F02

### MASTER INDEX

- 0 General
- 1 Tools
- 2 Engine
- 3 Electrical system, Instruments
- 4 Transmission
- 5 Brakes
- 6 Front assembly, Steering
- 7 Suspension, Wheels
- 8 Body
- 9 Tool, Labels
- 10 Numerical register

### 2 GROUP INDEX

- Engine body
- Lubrication system
- Fuel system
- Inlet and exhaust system
- Cooling system
- Engine control
- Complete sets

## 1-D03

## INHALTSVERZEICHNIS

<b>Moterrumpf</b>		
Motorauflhängung .....	2 : 5	1-D06
Zylinderkopf .....	2 : 7	1-D08
Zylinderblock .....	2 : 11	1-D12
Grundmotor .....	2 : 13	1-D14
Stirnäder .....	2 : 15	1-D16
Kurbelwelle, Kolben, usw .....	2 : 17	1-D18
<b>Schmiersystem</b>		
Ölpumpe, Ölfilter .....	2 : 19	1-D20
<b>Kraftstoffsystem</b>		
Vergaser SOLEX .....	2 : 21	1-D22
Vergaser PIERBURG .....	2 : 25	1-E02
Luftfilter .....	2 : 27	1-E04
Kraftstoffpumpe .....	2 : 29	1-E06
Kraftstofftank .....	2 : 31	1-E08
<b>Einlass- und Auspuffsystem</b>		
Einsaugrohr, usw, Vergasermotor .....	2 : 33	1-E10
Auspuffkrümmer, usw .....	2 : 35	1-E12
Abgaszirkulation (EGR) .....	2 : 37	1-E14
Geräuschdämpfer, Auspuffrohr, usw .....	2 : 39	1-E16
<b>Kühlsystem</b>		
Kühler, Lüfter, usw .....	2 : 41	1-E18
Wasserpumpe .....	2 : 43	1-E20
Thermostat .....	2 : 45	1-E22
<b>Motorbedienungsorgane</b>		
Gasgestänge .....	2 : 47	1-E24
<b>Komplete sätze</b>		
Motor .....	2 : 49	1-F02

## TABLE DE MATIERES

<b>Corps de moteur</b>		
Supports de moteur .....	2 : 5	1-D06
Culasse .....	2 : 7	1-D08
Bloc-cylindres .....	2 : 11	1-D12
Moteur de base .....	2 : 13	1-D14
Distribution .....	2 : 15	1-D16
Vilebrequin, pistons, etc .....	2 : 17	1-D18
<b>Système de graissage</b>		
Pompe à huile, filtre à huile .....	2 : 19	1-D20
<b>Système de carburant</b>		
Carburateur SOLEX .....	2 : 21	1-D22
Carburateur PIERBURG .....	2 : 25	1-E02
Epurateur d'air .....	2 : 27	1-E04
Pompe à essence .....	2 : 29	1-E06
Réservoir d'essence, conduites à essence, moteur à carburateur .....	2 : 31	1-E08
<b>Système d'admission et d'échappement</b>		
Collecteur d'admission, etc, moteur à carburateur .....	2 : 33	1-E10
Collecteur d'échappement, etc .....	2 : 35	1-E12
Recyclage des gaz d'échappement (EGR) .....	2 : 37	1-E14
Silencieux, tuyau d'échappement, etc .....	2 : 39	1-E16
<b>Système de refroidissement</b>		
Radiateur, ventilateur .....	2 : 41	1-E18
Pompe à eau .....	2 : 43	1-E20
Thermostat .....	2 : 45	1-E22
<b>Commandes du moteur</b>		
Commande d'accélérateur .....	2 : 47	1-E24
<b>Jeux complets</b>		
Moteur .....	2 : 49	1-F02

## 1-D04

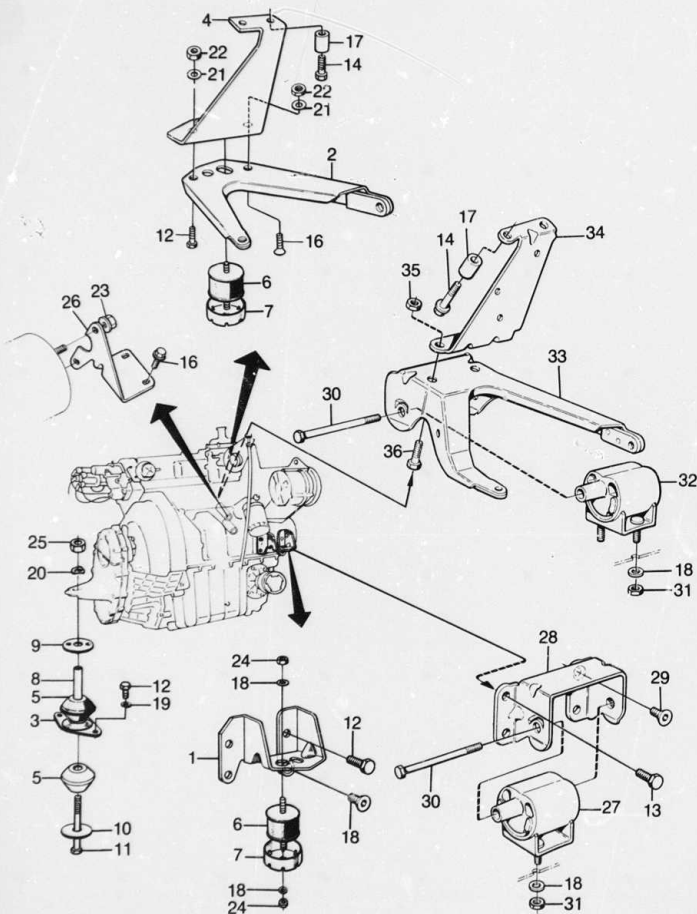
## SUMARIO

<b>Cuerpo del motor</b>		
Soportes del motor .....	2 : 5	1-D06
Culata .....	2 : 7	1-D08
Bloque de cilindros .....	2 : 11	1-D12
Motor de base .....	2 : 13	1-D14
Distribución .....	2 : 15	1-D16
Cigüeñal, pistones, etc .....	2 : 17	1-D18
<b>Sistema de engrase</b>		
Bomba de aceite, filtro de aceite .....	2 : 19	1-D20
<b>Sistema de combustible</b>		
Carburador SOLEX .....	2 : 21	1-D22
Carburador PIERBURG .....	2 : 25	1-E02
Depurador de aire .....	2 : 27	1-E04
Bomba de combustible .....	2 : 29	1-E06
Depósito de combustible .....	2 : 31	1-E08
<b>Sistema de admisión y de escape</b>		
Colector de admisión, etc, motor de carburador .....	2 : 33	1-E10
Colector de escape, etc .....	2 : 35	1-E12
Recirculación de gases de escape (EGR) .....	2 : 37	1-E14
Silencioso, tubo de escape, etc .....	2 : 39	1-E16
<b>Sistema de refrigeración</b>		
Radiador, ventilador, etc .....	2 : 41	1-E18
Bomba de agua .....	2 : 43	1-E20
Termostato .....	2 : 45	1-E22
<b>Mandos del motor</b>		
Mando de acelerador .....	2 : 47	1-E24
<b>Juegos completos</b>		
Motor .....	2 : 49	1-F02

## MASTER INDEX

<b>0 General</b>
<b>1 Tools</b>
<b>2 Engine</b>
<b>3 Electrical system, Instruments</b>
<b>4 Transmission</b>
<b>5 Brakes</b>
<b>6 Front assembly, Steering</b>
<b>7 Suspension, Wheels</b>
<b>8 Body</b>
<b>9 Tool, Labels</b>
<b>10 Numerical register</b>
<b>2 GROUP INDEX</b>
<b>Engine body</b>
<b>Lubrication system</b>
<b>Fuel system</b>
<b>Inlet and exhaust system</b>
<b>Cooling system</b>
<b>Engine control</b>
<b>Complete sets</b>





R 9303-90

# 1-D06

Engine body  
Engine suspension

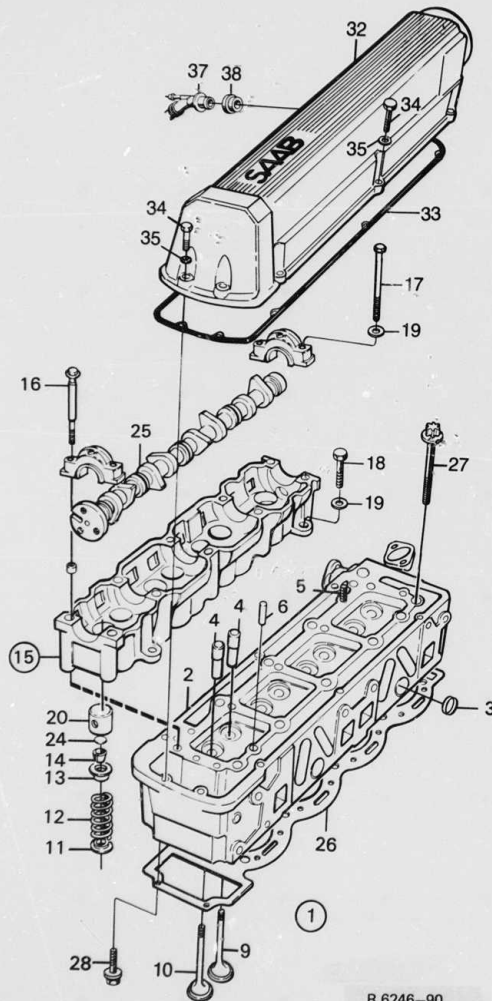
Motor kropp  
Motorupphängning

Pos	Part No/Art nr	K	S	Notes/Anmärkningar	Qty/ Antal	Description	Benämning	S
0100								
0010	1	93 39 581		14), LH	1	Engine support	Motorfäste	5
0020	2	83 18 719		14), RH	1	Engine support	Motorfäste	5
0030	3	83 35 028			1	Bracket	Fäste	6
0040	4	93 39 573		14)	1	Engine stay	Motorstag	5
0050	5	75 47 227		3), (8379281)	2	Rubber cushion	Gummikudde	3
0060	5	75 47 227		4)	2	Rubber cushion	Gummikudde	3
0070	6	83 15 780		14)	2	Engine cushion	Motorfäste	5
0080	7	83 79 356		14)	2	Stopping disk	Anslagskopp	5
0090	8	93 48 160			1	Spacer sleeve	Distanshylsa	3
0100	9	83 79 299		UPPER	1	Washer	Bricka	4
0110	10	83 79 307		LOWER	1	Washer	Bricka	4
0120	11	79 03 552			1	Screw	Skruv	5
0130	12	80 82 935			6	Screw	Skruv	5
0140	13	79 67 938			2	Screw	Skruv	5
0150	14	80 83 941			2	Screw	Skruv	5
0160	16	80 56 186		14)	1	Screw	Skruv	5
0170	17	83 56 859			2	Sleeve	Hylsa	6
0180	18	80 73 108		14)	4	Washer	Bricka	5
0190	19	80 29 985		14)	2	Washer	Bricka	5
0200	20	79 65 577			1	Washer	Bricka	5
0210	21	80 29 985			2	Washer	Bricka	5
0220	22	80 74 106		14)	2	Nut	Mutter	5
0230	23	79 73 365			2	Nut	Mutter	5
0240	24	80 29 779		14)	4	Nut	Mutter	5
0250	25	79 63 416			1	Nut	Mutter	5
0260	26	75 32 161		(7513823)	1	Stay, starter	Startmotorstag	6
0270	27	75 47 169		15), LH	1	Engine cushion	Motorfäste	5
0280	28	93 23 759		15), LH	1	Engine support	Motorfäste	5
0290	29	93 16 415		15)	2	Screw	Skruv	5
0300	30	75 43 432		15)	2	Screw	Skruv	5
0310	31	80 73 538		15)	2	Nut	Mutter	5
0320	32	75 47 177		15), RH	1	Engine cushion	Motorfäste	5
0330	33	93 24 930		15), RH	1	Engine support	Motorfäste	5
0340	34	93 23 742		15)	1	Engine stay	Motorstag	5
0350	35	80 29 779		15)	2	Nut	Mutter	5
0360	36	80 83 123		15)	2	Screw	Skruv	5
0370		93 23 809		see page 2-059, 1-F12	X	Repair kit, engine cushion front	Sats, främre motor-kudde	3
0380								

3. Ch. -B6004904.  
4. Ch. B6004905-  
14. Ch. -H6000576.  
15. Ch. H6000577-.

## MASTER INDEX

0	General	5
1	Tools	5
2	Engine	4
3	Electrical system,	6
	Instruments	5
4	Transmission	3
5	Brakes	3
6	Front assembly,	5
	Steering	3
7	Suspension,	4
	Wheels	4
8	Body	5
9	Tool,	5
	Labels	5
10	Numerical	6
	register	5
2	GROUP INDEX	5
	Engine body	5
	Lubrication system	5
	Fuel system	5
	Inlet and exhaust system	3
	Cooling system	6
	Engine control	3
	Complete sets	5



R 6246-90

# 1-D08

Engine body  
Cylinder head

Motorkropp  
Cylinderhuvud

## MASTER INDEX

Pos	Part No./Art nr	K S	Notes/Anmärkningar	Qty/ Antal	Description	Benämning	S
0035	1	75 21 180		1	Cylinder head assy	Cylinderhuvud kpl med	6
0036					with valves	ventiler	
0045	2	75 21 198		1	Cylinder head	Cylinderhuvud	5
0050	3	81 23 218		2	Plug	Plugg	3
0060	4	83 50 944	STD	8	Valve guide	Ventilstyrning	2
0065	4	75 87 363	OVERSIZE	8	Valve guide	Ventilstyrning	2
0070	5	80 34 761		1	Pin	Pinne	3
0080	6	80 34 662		1	Pin	Pinne	3
0110	9	83 46 884	INTAKE	4	Valve	Ventil	3
0120	10	83 62 295	EXHAUST	4	Valve	Ventil	3
0130	11	83 46 900		8	Retainer lower	Ventilfjäderbricka, undre	4
0150	12	93 51 800		8	Valve spring	Ventilfjäder	3
0160	13	83 46 926		8	Retainer	Ventilfjäderbricka	4
0170	14	83 47 262		16	Lock	Ventilknaster	2
0180	15	93 08 453		1	Camshaft bearing assy	Kamaxelorygga kpl	5
0190	16	83 56 396		2	Screw	Skruv	5
0200	17	83 48 401		8	Screw	Skruv	5
0210	18	80 83 933		2	Screw	Skruv	5
0220	19	80 29 985		10	Washer	Bricka	5
0230	20	83 46 942		8	Valve depressor	Ventiltryckare	2
0240	24	83 08 215	1,78 MM	X	Adjusting pallet	Justerbricka	2
0250	24	83 08 223	1,83 MM	X	Adjusting pallet	Justerbricka	2
0260	24	83 08 231	1,88 MM	X	Adjusting pallet	Justerbricka	2
0270	24	83 08 249	1,93 MM	X	Adjusting pallet	Justerbricka	2
0280	24	83 08 256	1,98 MM	X	Adjusting pallet	Justerbricka	2
0290	24	83 08 264	2,03 MM	X	Adjusting pallet	Justerbricka	2
0300	24	83 08 272	2,08 MM	X	Adjusting pallet	Justerbricka	2
0310	24	83 08 280	2,13 MM	X	Adjusting pallet	Justerbricka	2
0320	24	83 08 298	2,18 MM	X	Adjusting pallet	Justerbricka	2
0330	24	83 08 306	2,24 MM	X	Adjusting pallet	Justerbricka	2
0340	24	75 24 275	2,27 MM	X	Adjusting pallet	Justerbricka	2
0350	24	75 24 291	2,29 MM (8349169)	X	Adjusting pallet	Justerbricka	2
0360	24	75 24 317	2,31 MM	X	Adjusting pallet	Justerbricka	2
0370	24	75 24 333	2,33 MM (8349185)	X	Adjusting pallet	Justerbricka	2
0380	24	75 24 358	2,35 MM	X	Adjusting pallet	Justerbricka	2
0390	24	75 24 374	2,37 MM (8349201)	X	Adjusting pallet	Justerbricka	2
0400	24	75 24 390	2,39 MM	X	Adjusting pallet	Justerbricka	2
0410	24	75 24 416	2,41 MM (8349227)	X	Adjusting pallet	Justerbricka	2
0420	24	75 24 432	2,43 MM	X	Adjusting pallet	Justerbricka	2
0430	24	75 24 457	2,45 MM (8349243)	X	Adjusting pallet	Justerbricka	2
0440	24	75 24 473	2,47 MM	X	Adjusting pallet	Justerbricka	2
0450	24	75 24 499	2,49 MM (8349268)	X	Adjusting pallet	Justerbricka	2
0460	24	75 24 515	2,51 MM	X	Adjusting pallet	Justerbricka	2
0480	24	75 24 531	2,53 MM (8349284)	X	Adjusting pallet	Justerbricka	2
0485	24	75 24 556	2,55 MM	X	Adjusting pallet	Justerbricka	2
0490	24	75 24 572	2,57 MM (8349300)	X	Adjusting pallet	Justerbricka	2
0500	24	75 24 598	2,59 MM	X	Adjusting pallet	Justerbricka	2
0510	24	75 24 614	2,61 MM (8349326)	X	Adjusting pallet	Justerbricka	2
0520	24	75 24 630	2,63 MM	X	Adjusting pallet	Justerbricka	2
0530	24	75 24 655	2,65 MM (8349342)	X	Adjusting pallet	Justerbricka	2
0540	24	75 24 671	2,67 MM	X	Adjusting pallet	Justerbricka	2
0550	24	75 24 697	2,69 MM (8349367)	X	Adjusting pallet	Justerbricka	2
0560	24	75 24 713	2,71 MM	X	Adjusting pallet	Justerbricka	2
0570	24	75 24 739	2,73 MM (8349383)	X	Adjusting pallet	Justerbricka	2
0580	24	75 24 754	2,75 MM	X	Adjusting pallet	Justerbricka	2
0590	24	75 24 770	2,77 MM (8355042)	X	Adjusting pallet	Justerbricka	2
0600	24	75 24 786	2,79 MM	X	Adjusting pallet	Justerbricka	2
0610	24	75 24 812	2,81 MM (8355067)	X	Adjusting pallet	Justerbricka	2
0620	24	75 24 838	2,83 MM	X	Adjusting pallet	Justerbricka	2
0630	24	75 24 853	2,85 MM (8355083)	X	Adjusting pallet	Justerbricka	2
0760	25	93 54 705	-1986	1	Camshaft	Kamaxel	5
0765	25	75 63 141	1987-	1	Camshaft	Kamaxel	5
0770	26	75 05 217	-1986	1	Gasket	Packning	2
0772	26	75 85 037	1987-	1	Gasket	Packning	2
0785	27	75 18 343		10	Screw	Skruv	5

0	General
1	Tools
2	Engine
3	Electrical system, Instruments
4	Transmission
5	Brakes
6	Front assembly, Steering
7	Suspension, Wheels
8	Body
9	Tool, Labels
10	Numerical register
2	GROUP INDEX
2	Engine body
2	Lubrication system
2	Fuel system
2	Inlet and exhaust system
2	Cooling system
2	Engine control
2	Complete sets

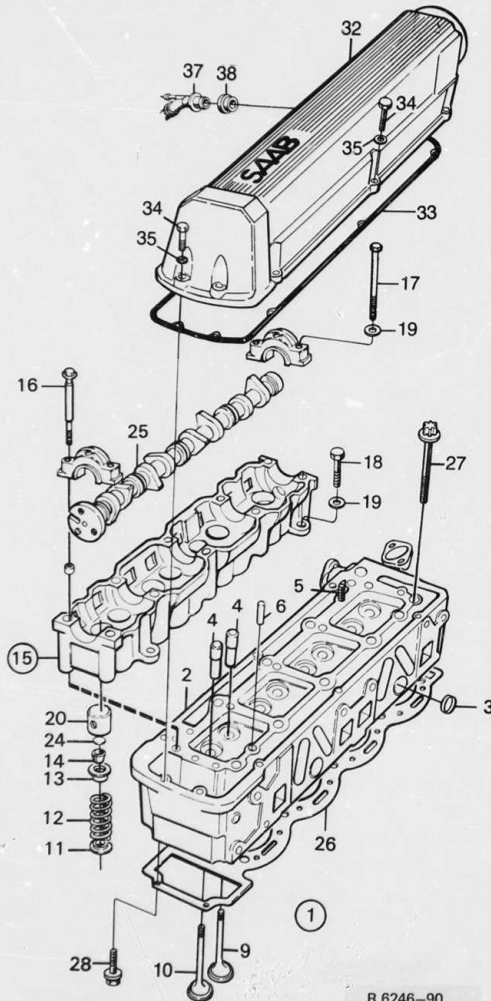
# 1-D10

## MASTER INDEX

0	General	5
1	Tools	5
2	Engine	5
3	Electrical system, Instruments	5
4	Transmission	5
5	Brakes	5
6	Front assembly, Steering	5
7	Suspension, Wheels	3
8	Body	2
9	Tool, Labels	2
10	Numerical register	

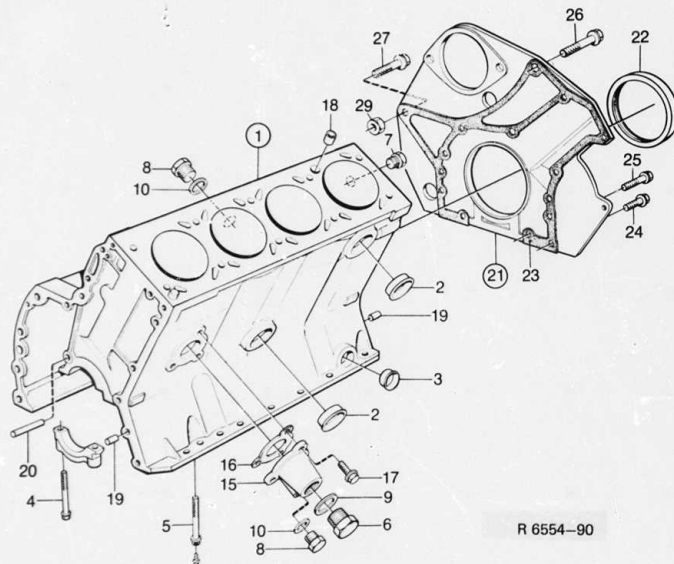
## 2 GROUP INDEX

Engine body  
Lubrication system  
Fuel system  
Inlet and exhaust system  
Cooling system  
Engine control  
Complete sets



R 6246-90

Pos	Part No/Art nr	K	Notes/Anmärkningar	Qty/ Antal	Description	Benämning	S
0150							L
0795	28	81 25 189		2	Screw	Skruv	5
0825	32	93 58 045		1	Camshaft cover	Kamaxelkäpa	5
0830	33	93 55 991		1	Gasket	Packning	1
0840	34	80 97 941		8	Screw	Skruv	5
0850	35	80 29 951		8	Washer	Bricka	5
0880	37	83 60 240		1	Nipple	Nippel	5
0890	38	83 60 257	-1986	1	Bushing	Bussning	5
0892	38	75 15 190	1987-	1	Bushing	Bussning	5
0895							
0900		93 37 213	WHOLE ENGINE	X	Gasket set	Packningssats	3
0901			see page 2-049, 1-F02				
0910		93 37 239	DECARBONIZATION	X	Gasket set	Packningssats	2
0911			see page 2-049, 1-F02				
0920		88 17 728	see page 2-053, 1-F06	X	Valve adjustment set	Ventiljustersats	2



R 6554-90

# 1-D12

Engine body  
Cylinder block

Motorokropp  
Cylinderblock

Qty/ Antal	Description	Benämning	S L
1	Cylinder block assy	Cylinderblock kpl	6
2	Seal washer	Tätningsbricka	3
1	Seal washer	Tätningsbricka	3
6	Screw	Skruv	5
4	Screw	Skruv	5
1	Plug	Propp	5
1	Plug	Propp	5
2	Plug	Propp	5
1	Gasket	Packning	4
2	Gasket	Packning	5
1	Cap	Lock	3
1	Cap	Lock	3
1	Gasket	Packning	4
1	Gasket	Packning	4
3	Screw	Skruv	5
2	Guide sleeve	Styrhylsa	2
4	Pin	Pinne	5
1	Pin	Pinne	5
1	End plate assy	Gavelplatta kpl	2
1	Sealing ring	Tätningsring	2
1	Gasket	Packning	2
1	Gasket	Packning	4
9	Screw	Skruv	5
2	Screw	Skruv	5
1	Screw	Skruv	5
1	Screw	Skruv	5
1	Nut	Mutter	5

## MASTER INDEX

0	General
1	Tools
2	Engine
3	Electrical system,
	Instruments
4	Transmission
5	Brakes
6	Front assembly,
	Steering
7	Suspension,
	Wheels
8	Body
9	Tool,
	Labels
10	Numerical
	register
2	GROUP INDEX
	Engine body
	Lubrication system
	Fuel system
	Inlet and exhaust system
	Cooling system
	Engine control
	Complete sets

# 1-D14

Engine body  
Short engine

Motorkropp  
Grundmotor

0250	Pos	Part No/Art nr	K S	Notes/Anmärkningar	Qty/ Antal	Description	Benämning	S L
0030		75 69 452	5)	.....	1	Short engine .....	Grundmotor .....	5
0080				.....		.Cylinder block .....	.Cylinderblock .....	
0100				.....		.Crankshaft .....	.Vevaxel .....	
0120				.....		.Connecting rod .....	.Vevstake .....	
0140				.....		.Piston .....	.Kolv .....	
0160				.....		.Cover, transmission .....	.Transmissionskåpa .....	
0180				.....		.Transmission .....	.Transmission .....	
0200				.....		.Cover, flywheel .....	.Svånghjulsåpa .....	
0220				.....		.Belt pulley .....	.Remskiva .....	
0240				.....		.Oil pump .....	.Oljepump .....	
0260				-1985 .....		.Oil filter .....	.Oljefilter .....	
0280				.....		.Water pump .....	.Vattenpump .....	

## MASTER INDEX

0	General	1-
1	Tools	1-
2	Engine	1-
3	Electrical system, Instruments	1-
4	Transmission	1-
5	Brakes	1-
6	Front assembly, Steering	1-
7	Suspension, Wheels	2-
8	Body	2-
9	Tool, Labels	2-
10	Numerical register	2-

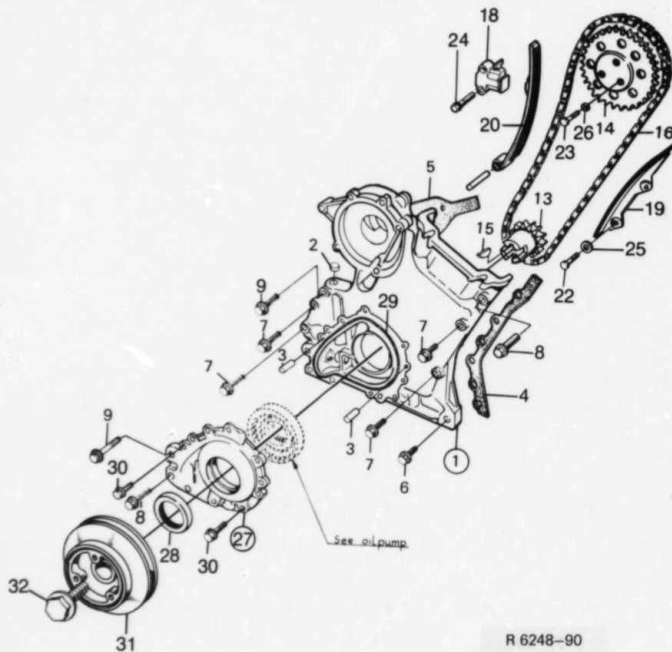
## 2 GROUP INDEX

Engine body	1
Lubrication system	1
Fuel system	1
Inlet and exhaust system	1
Cooling system	1
Engine control	1
Complete sets	1

\* 5. Belt pulley, water pump and alternator stay must be changed.



# 1-D16

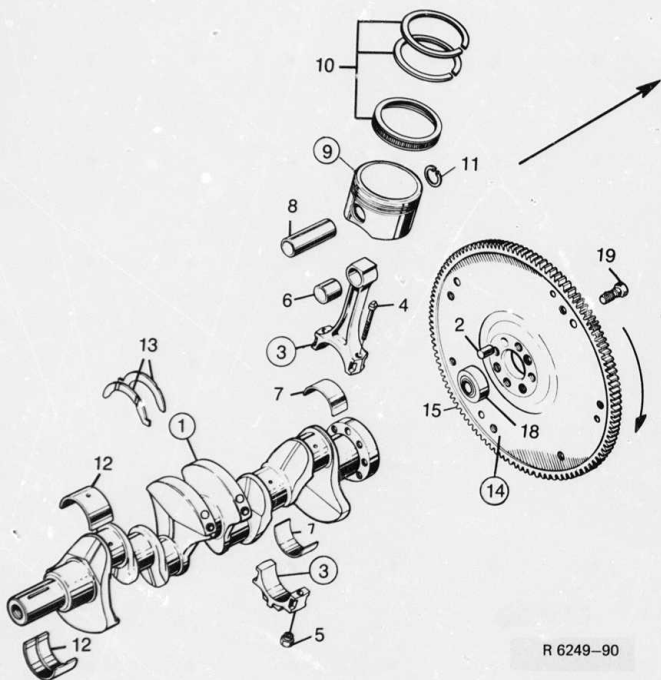


R 6248-90

	Pos	Part No/Art nr	K S	Notes/Anmärkningar	Qty/ Antal	Description	Benämning
0035	1	75 19 358			1	Transmission cover assy	Transmissionskåpa kpl
0040	2	81 23 176			1	Plug	Plugg
0060	3	80 34 456			2	Pin	Pinne
0090	4	75 09 367		-1986	1	Gasket	Packning
0092	4	75 63 646		1987-	1	Gasket	Packning
0110	5	75 09 375		-1986	1	Gasket	Packning
0112	5	75 63 653		1987-	1	Gasket	Packning
0120	6	83 56 917			1	Screw	Skruv
0150	7	81 25 239			4	Screw	Skruv
0170	8	81 25 247			2	Screw	Skruv
0185	9	81 25 262			2	Screw	Skruv
0210	13	75 18 632			1	Chain wheel	Kedjehjul
0220	14	93 06 747		-1986	1	Chain wheel	Kedjehjul
0225	14	75 63 166		1987-	1	Chain wheel	Kedjehjul
0240	15	83 47 122			1	Key	Kil
0270	16	93 59 779			1	Chain	Kedja
0290	18	93 58 672			1	Chain tensioner	Kedjesträckare
0310	19	75 07 155			1	Chain guide	Kedjestyrning
0315	20	93 58 680			1	Chain guide	Kedjestyrning
0340	22	80 19 895			2	Screw	Skruv
0360	23	80 82 935			3	Screw	Skruv
0370	24	81 25 064			2	Screw	Skruv
0380	25	80 29 951			2	Washer	Bricka
0400	26	80 29 985			3	Washer	Bricka
0420	27	75 18 848			1	Pump housing assy	Pumpkåps kpl
0440	28	93 09 204			1	Sealing ring	Tätningssring
0460	29	83 69 829			1	O-ring	O-ring
0480	30	81 25 049			8	Flange screw	Flänsskruv
0520	31	75 19 382			1	Belt pulley	Remskiva
0540	32	83 48 534			1	Screw	Skruv
0545							
0550		88 17 405		see page 2-059, 1-F12	X	Set, chain tensioner	Sats, kedjesträckare

## MASTER INDEX

0	General	1-A02
1	Tools	1-B02
2	Engine	1-D02
3	Electrical system, Instruments	1-G02
4	Transmission	1-I02
5	Brakes	1-K02
6	Front assembly, Steering	1-L02
7	Suspension, Wheels	2-A02
8	Body	2-B02
9	Tool, Labels	2-G02
10	Numerical register	2-H02
<b>2 GROUP INDEX</b>		
Engine body	1-D02	
Lubrication system	1-D22	
Fuel system	1-D22	
Inlet and exhaust system	1-E10	
Cooling system	1-E10	
Engine control	1-E20	
Complete sets	1-F02	



R 6249-90

# 1-D18

Engine body

Crankshaft, piston, etc

Motorkropp

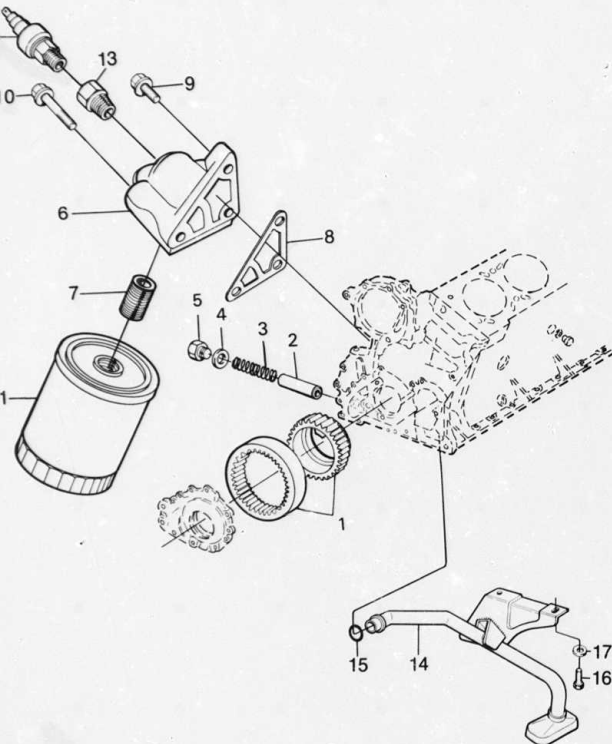
Vevaxel, kolv, etc

0350	Pos	Part No/Art nr	K S	Notes/Anmärkningar	Qty/ Antal	Description	Benämning	S
0010	1	75 24 978		-1985, (7521115)	1	Crankshaft assy	Vevaxel kpl	6
0020	1	75 24 978		1986-16)	1	Crankshaft assy	Vevaxel kpl	6
0030	1	75 64 701		17)	1	Crankshaft assy	Vevaxel kpl	6
0040	2	80 34 902		-1985	1	.Pin	.Pinne	5
0050	2	80 34 928		1986-	1	.Pinne	.Pinne	5
0060	3	75 01 604		16)	4	Connecting rod assy	Vevstake kpl	5
0070	3	75 62 259		17)	4	Connecting rod assy	Vevstake kpl	5
0080	4	83 47 106		16)	8	.Bolt	.Bult	5
0090	4	75 21 255		17)	8	.Bolt	.Bult	5
0100	5	75 00 739		16)	8	.Nut	.Mutter	5
0110	5	75 62 275		17)	8	.Nut	.Mutter	5
0120	6	83 52 734			4	.Bushing	.Bussning	5
0130	7	83 47 650	RED		8	Connecting rod bearing	Vevstakslager	4
0140	7	83 55 349	BLUE		8	Connecting rod bearing	Vevstakslager	4
0150	7	83 49 938	UNDERSIZE 0,25MM, YELLOW		8	Connecting rod bearing	Vevstakslager	4
0160	7	83 55 356	UNDERSIZE 0,25MM, GREEN		8	Connecting rod bearing	Vevstakslager	4
0170	7	83 49 946	UNDERSIZE 0,50MM, WHITE		8	Connecting rod bearing	Vevstakslager	4
0180	7	83 55 364	UNDERSIZE 0,50MM, BROWN		8	Connecting rod bearing	Vevstakslager	4
0190	7	83 49 953	UNDERSIZE 0,75MM		8	Connecting rod bearing	Vevstakslager	4
0200	7	83 49 961	UNDERSIZE 1,0MM		8	Connecting rod bearing	Vevstakslager	4
0210	8	83 46 983			4	Piston tap	Kolv tapp	5
0220	9	75 20 612	CLASS AB		4	Piston assy	Kolv kpl	5
0230	9	75 20 620	CLASS B		4	Piston assy	Kolv kpl	5
0240	9	75 20 638	CLASS C		4	Piston assy	Kolv kpl	5
0250	9	75 20 646	OVERSIZE 0,50MM		4	Piston assy	Kolv kpl	5
0260	9	75 20 653	OVERSIZE 1,0MM		4	Piston assy	Kolv kpl	5
0270	10	75 20 513	STD		4	.Kit, piston rings	.Sats, kolvrings	3
0280			see page 2-057, 1-F10					
0290	10	75 20 521	OVERSIZE 0,50MM		4	.Kit, piston rings	.Sats, kolvrings	3
0300			see page 2-057, 1-F10					
0310	10	75 20 539	OVERSIZE 1,0MM		4	.Kit, piston rings	.Sats, kolvrings	3
0320			see page 2-057, 1-F10					
0330	11	83 47 577			8	Lock ring	Låsring	5
0340	12	83 50 936	RED		10	Main bearing half	Ramlagerhalva	5
0350	12	83 55 315	BLUE		10	Main bearing half	Ramlagerhalva	5
0360	12	83 50 977	UNDERSIZE 0,25MM, YELLOW		10	Main bearing half	Ramlagerhalva	5
0370	12	83 55 323	UNDERSIZE 0,25MM, GREEN		10	Main bearing half	Ramlagerhalva	5
0380	12	83 50 985	UNDERSIZE 0,50MM, WHITE		10	Main bearing half	Ramlagerhalva	5
0390	12	83 55 331	UNDERSIZE 0,50MM, BROWN		10	Main bearing half	Ramlagerhalva	5
0400	12	83 50 993	UNDERSIZE 0,75MM		10	Main bearing half	Ramlagerhalva	5
0410	12	83 51 009	UNDERSIZE 1,0MM		10	Main bearing half	Ramlagerhalva	5
0420	13	83 47 270			2	Thrust washer	Tryckbricka	4
0430	14	83 62 386			1	Flywheel assy	Svaghjul kpl	5
0440	15	83 65 058			1	.Ring gear	.Starkrans	5
0450	18	83 46 38			1	Ball bearing	Kullager	4
0460	19	75 61 749	-1985, (9314873)		7	Screw	Skruv	5
0470	19	75 61 749	1986-		7	Screw	Skruv	5

16. Engine -H20686.  
17. Engine H20687-

## MASTER INDEX

0	General	1-A02
1	Tools	1-B02
2	Engine	1-D02
3	Electrical system,	
	Instruments	1-G02
4	Transmission	1-I02
5	Brakes	1-K02
6	Front assembly,	
	Steering	1-L02
7	Suspension,	
	Wheels	2-A02
8	Body	2-B02
9	Tool,	
	Labels	2-G02
10	Numerical	
	register	2-H02
2 GROUP INDEX		
5	Engine body	1-D0
5	Lubrication system	1-D2
5	Fuel system	1-D2
5	Inlet and exhaust system	1-E1
5	Cooling system	1-E1
5	Engine control	1-E2
5	Complete sets	1-F02



R 7365-90

# 1-D20

Lubrication system  
Oil pump, oil filter

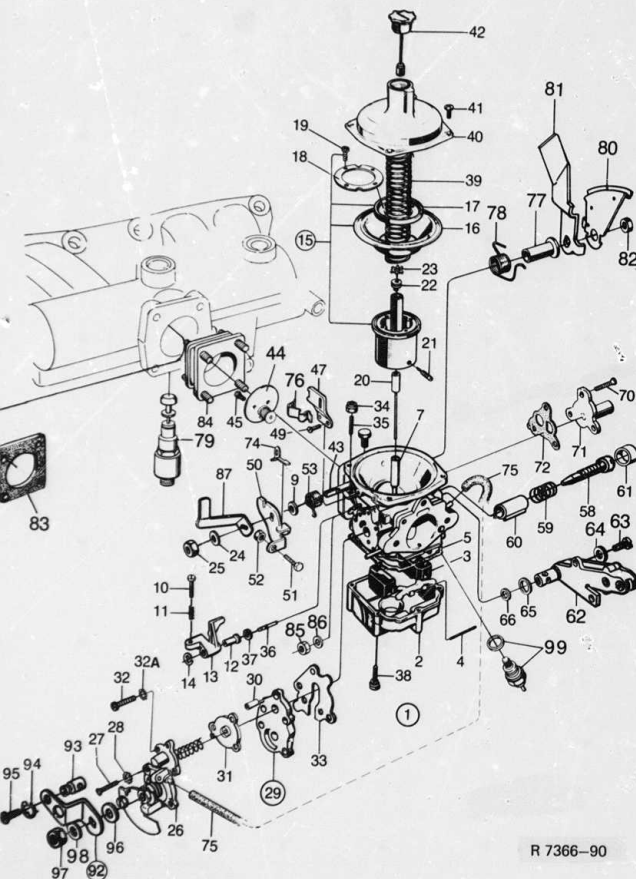
Smörjsystem  
Oljepump, oljefilter

## MASTER INDEX

0400	Pos	Part No/Art nr	K S	Notes/Anmärkningar	Qty/ Antal	Description	Benämning	S L
	1	88 17 561		see page 2-057, 1-F10	1	Kit, pump wheel	Sats, pumphjul	5
0030	2	75 08 328			1	Piston	Kolv	6
0050	3	93 09 998			1	Spring	Fjäder	6
0060	4	93 55 389			1	Sealing washer	Tätningsskiva	4
0090	5	93 10 004			1	Plug	Propp	5
0100	6	75 05 449		-1985	1	Spacing piece	Mellanstycke	6
0130	6	75 60 048		1986-	1	Spacing piece	Mellanstycke	6
0135	7	83 48 609			1	Joint pipe	Skarvrör	6
0240	8	93 08 180		-1986	1	Gasket	Packning	4
0260	8	75 66 433		1987-	1	Gasket	Packning	4
0262	9	81 25 197			1	Screw	Skruv	5
0290	10	81 25 304			2	Screw	Skruv	5
0300	11	93 09 576			1	Oil filter	Oljefilter	1
0360	12	93 09 386		-1985	1	Oil warning contact	Oljetryckvakt	3
0380	12	75 22 402		1986-	1	Oil warning contact	Oljetryckvakt	3
0390	13	75 64 248		-1985, USE WITH 7522402	1	Adapter	Adapter	6
0400	14	75 26 874			1	Oil suction line	Oljesugrör	6
0410	15	79 72 698			1	O-ring	O-ring	2
0440	16	80 82 919			2	Screw	Skruv	5
0460	17	80 29 985			2	Washer	Bricka	5
1000		88 18 528		1985	X	Kit, oil warning contact	Sats, oljetrycksgivare	5
1010				see page 2-059, 1-F12				
1020		88 17 348		see page 2-059, 1-F12	X	Service package	Servicesats	1

## 2 GROUP INDEX

0 General	1-A02
1 Tools	1-B02
2 Engine	1-D02
3 Electrical system,	
Instruments	1-G02
4 Transmission	1-H02
5 Brakes	1-K02
6 Front assembly,	
Steering	1-L02
7 Suspension,	
Wheels	2-A02
8 Body	2-B02
9 Tool,	
Labels	2-G02
10 Numerical	
register	2-H02
2 GROUP INDEX	
Engine body	1-D06
Lubrication system	1-D20
Fuel system	1-D22
Inlet and exhaust system	1-E10
Cooling system	1-E18
Engine control	1-E24
Complete sets	1-F02



# 1-D22

## Carburetor SOLEX

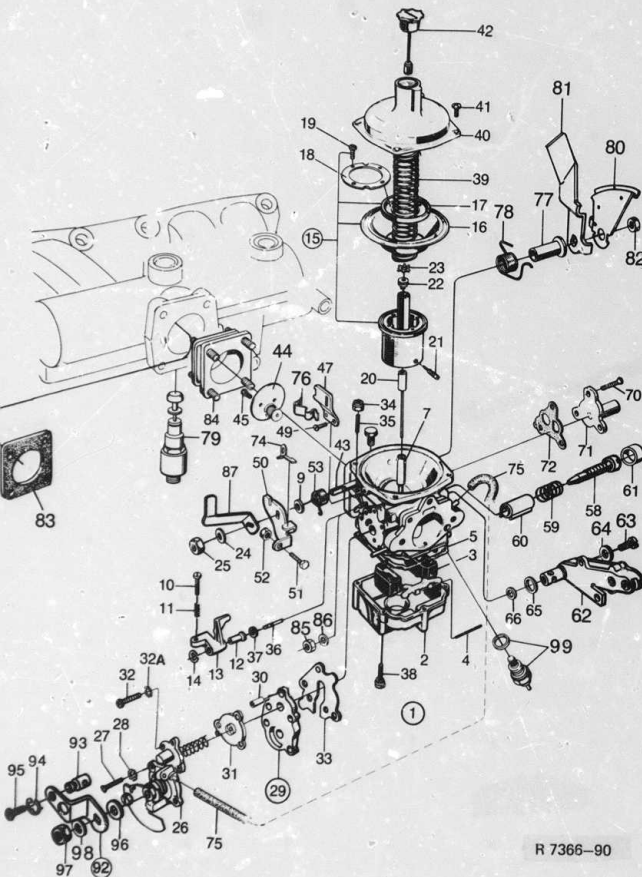
Fuel system

Bränslesystem  
Förgasare  
SOLEX

### MASTER INDEX

0450	Pos	Part No/Art nr	Notes/Anmärkning	Qty/ Antal	Description	Benämning	5
0010	1	75 17 907	8)	1	Carburetor assy	Förgasare kpl	5
0070	1	75 17 956	9)	1	Carburetor assy	Förgasare kpl	5
0030	2	83 69 894		1	Float chamber	Flottörhus	5
0040	3	83 10 393		1	Float	Flottör	5
0050	4	83 05 807		1	Spindle, float	Axel, flottör	5
0060	5	83 05 849		1	Gasket	Packning	5
0070	7	83 65 850		1	Jet	Munstycke	5
0080	9	83 66 809		1	Washer	Bricka	5
0090	10	83 61 743		1	Idling screw	Tomgångsskruv	5
0100	11	83 61 768		1	Spring	Fjäder	5
0110	12	83 61 735		1	Bushing	Busning	5
0120	13	83 66 411		1	Lever	Hävarm	5
0130	14	83 61 776		1	Lock ring	Låsring	5
0140	15	93 06 317		1	Air valve	Förgasarkolv	5
0150	16	83 88 670		1	Diaphragm	Membran	1
0160	17	83 51 330		1	Retainer, diaphragm	Hållare, membran	1
0170	18	83 05 633		1	Lock washer, diaphragm	Låsbricka, membran	6
0180	19	83 05 641		4	Screw	Skruv	5
0190	20	83 66 312		1	Fuel needle	Bränslenål	4
0200	21	83 64 200		1	Screw, fuel needle	Skruv, bränslenål	5
0210	22	93 08 792		1	Needle adjusting screw	Justerskruv, bränslenål	3
0220	23	83 64 192		1	Retaining clip	Låscip	3
0230	24	83 05 328		1	Washer	Bricka	5
0240	25	83 05 344		1	Nut	Mutter	5
0250	26	75 21 669		1	Choke	Choke	5
0260	27	93 52 071		2	Screw, choke	Skruv, choke	5
0270	28	83 52 387		2	Washer	Bricka	5
0280	29	75 21 651		1	Modulator choke	Modulerande choke	5
0290	30	75 08 732		3	Guide sleeve	Styrhylsa	6
0300	31	75 09 136		1	Diaphragm	Membran	4
0310	32	79 72 789		3	Screw	Skruv	5
0320	32A	75 15 802		3	Washer	Bricka	5
0330	33	75 88 809		1	Gasket	Packning	4
0340	34	83 64 069		1	Lock nut	Låsmutter	3
0350	35	83 64 051		1	Adjusting screw	Justerskruv	5
0360	36	93 55 777		1	Spindle	Axel	6
0370	37	93 56 114		1	Washer	Bricka	5
0380	38	83 69 902		6	Screw with washer	Skruv med bricka	5
0390	39	83 05 658		1	Spring	Fjäder	5
0400	40	83 05 666		1	Cover	Lock	6
0410	41	83 08 892		4	Screw with washer	Skruv med bricka	5
0420	42	93 59 142		1	Oil damper	Dämpkolv	5
0430	43	83 61 602		1	Spindle, throttle	Spjällaxel	6
0440	44	75 60 915		1	Throttle	Spjäll	5
0450	45	83 05 369		2	Screw, throttle	Skruv, spjäll	5
0460	47	93 13 081	-1985	1	Bracket, starter control	Hållare, kallstartreglage	6
0470	49	75 61 491	1986-	1	Bracket	Fäste	6
0480	49	83 22 364		1	Screw	Skruv	5
0490	50	93 52 105		1	Stop arm	Stopparm	6
0500	51	83 05 294		1	Fast idling screw	Snabbtomgångsskruv	5
0510	52	83 05 302		1	Nut	Mutter	5
0520	53	83 66 304		1	Spring, throttle return	Returfjäder	5
0530	58	75 03 188	SW AND CH	1	CO - SCREW	CO - SKRUV	5
0540	59	75 02 958	SW AND CH	1	Spring	Fjäder	3
0550	60	75 02 966	SW AND CH	1	Sleeve	Hylsa	6
0560	61	75 02 974	CH	1	Plug	Plugg	5
0570	62	93 07 778		1	Temperature compensator	Temperaturkompensator	5
0580	63	83 09 080		2	Screw	Skruv	5
0590	64	83 09 098		2	Washer	Bricka	5
0600	65	83 09 064		1	Sealing washer	Tättningsbricka	4
0610	66	83 09 072		1	Sealing washer	Tättningsbricka	4

8. For cars without EGR  
9. For cars with EGR



R 7366-90

# 1-D24

Fuel system  
**Carburetor**  
**SOLEX**

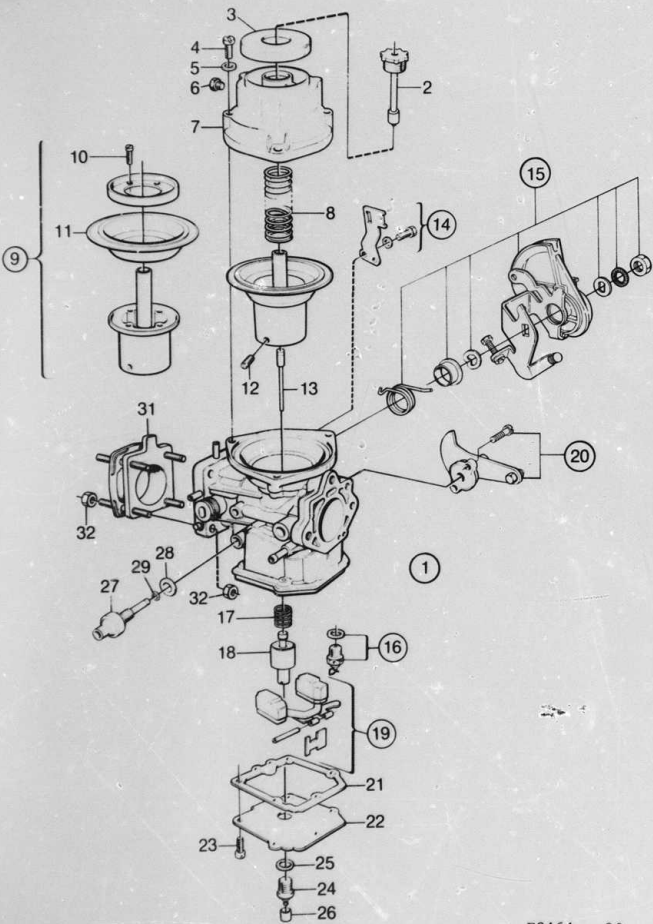
Bränslesystem  
**Förgasare**  
**SOLEX**

0450	Pos	Part No/Art nr	K	S	Notes/Anmärkningar	Qty/ Antal	Description	Benämning	S
0620	70	83 69 654	SW			3	.Screw	.Skruv	5
0630	71	83 69 910	SW			1	.Spring retainer	.Fjädrhållare	5
0640	74	93 10 186				1	.Clip	.Clip	5
0650	75	75 21 677				1	Hose	Slang	5
0660	76	83 52 395				1	Clip	Clip	5
0670	77	83 15 392				1	Sleeve	Hylsa	5
0680	78	83 55 026				1	Spring	Fjäder	5
0690	79	93 15 466				1	Valve	Ventil	3
0700	80	93 09 261				1	Cam plate	Kamplatta	5
0710	81	83 13 793				1	Lever	Hävarm	5
0720	82	80 74 288				1	Washer, insulating	Isoleringsbricka	4
0730	83	83 68 334			1985	1	Nut	Mutter	5
0740	84	75 62 077			1986	1	Flange	Fläns	6
0750	85	80 74 106			1985	4	Nut	Mutter	5
0760	86	81 25 882			1986	8	Nut	Mutter	5
0770	88	80 29 985			1985	4	Washer	Bricka	5
0780	87	93 13 131			1985	1	Lever	Hävarm	5
0790	92	83 22 141				1	Lever assy	Hävarm kpl	5
0800	93	83 22 166				1	Sleeve	Hylsa	5
0810	94	79 36 016			(8123473)	1	Lockwasher	.Spårtrytare	5
0820	95	80 19 531				1	Screw	Skruv	5
0830	96	83 05 526				1	Washer	Bricka	5
0840	97	93 13 006				1	Nut	Mutter	5
0850	98	83 51 405				1	Washer	Bricka	5
0860	99	83 61 644			see page 2-049, 1-F02	1	Needle valve set	Nålventilsats	3
0870		83 64 234			see page 2-049, 1-F02	X	Gasket set	Packningssats	4
0880		83 64 242			see page 2-049, 1-F02	X	Gasket set	Packningssats	4
0890		83 64 259			see page 2-049, 1-F02	X	Gasket set	Packningssats	4
0900		75 09 128			see page 2-053, 1-F06	X	Set, modulator valve	Sats, modulatorventil	4
0910		88 18 757			see page 2-059, 1-F12	X	Rebuilding kit,	Reparationssats,	6
0920							carburetor	förgasare	

## MASTER INDEX

0	General	1-A02
1	Tools	1-B02
2	Engine	1-D02
3	Electrical system,	
4	Instruments	1-G02
5	Transmission	1-I02
6	Brakes	1-K02
7	Front assembly,	
8	Steering	1-L02
9	Suspension,	
10	Wheels	2-A02
11	Body	2-B02
12	Tool	
13	Labels	2-G02
14	Numerical	
15	register	2-H02
16	2 GROUP INDEX	
17	Engine body	1-D01
18	Lubrication system	1-D21
19	Fuel system	1-D21
20	Inlet and exhaust system	1-E11
21	Cooling system	1-E11
22	Engine control	1-E21
23	Complete sets	1-F02





F2464 - 90

# 1-E02

Fuel system  
**Carburetor**  
**PIERBURG**

Bränslesystem  
**Förgasare**  
**PIERBURG**

MASTER INDEX

0460	Pos	Part No/Art nr	K	S	Notes/Anmärkningar	Qty/ Antal	Description	Benämning	S
0020	1	75 81 093				1	Carburetor assy	Förgasare kpl	5
0050	2	75 84 725				1	Oil damper	Dämpkolv	4
0060	3	75 84 717				1	Cover	Lock	6
0070	4	75 84 691				1	Screw	Skruv	5
0080	5	75 84 709				1	Washer	Bricka	5
0090	6	75 84 683				1	Screw	Skruv	5
0100	7	75 84 675				1	Carburetor cover	Förgasarlock	6
0120	8	75 84 667				1	Spring	Fjäder	5
0130	9	75 84 618				1	Air valve	Förgasarkolv	5
0140	10	75 84 634				4	Screw	Skruv	5
0150	11	75 84 626				1	Diaphragm	Membran	1
0160	12	75 84 659				1	Screw	Skruv	5
0170	13	75 84 642				1	Fuel needle	Bränslenål	4
0180	14	75 84 733				1	Bracket assy	Fäste kpl	6
0190	15	75 84 493				1	Lever	Hävarm	5
0200	16	75 84 535				1	Float valve assy	Nålventil kpl	3
0210	17	75 84 519				1	Spring	Fjäder	3
0220	18	75 84 527				1	Jet	Munstycke	4
0230	19	75 84 543				1	Float assy	Flottör kpl	5
0240	20	75 84 501				1	Choke assy	Choke kpl	6
0250	21	75 84 550				1	Gasket	Packning	3
0260	22	75 84 568				1	Cover	Lock	6
0270	23	75 84 600				6	Screw	Skruv	5
0280	24	75 84 576				1	Adjusting screw	Justerskruv	3
0290	25	75 84 584				1	O-ring	O-ring	2
0300	26	75 37 806				1	Plug	Plugg	5
0310	27	75 84 741				1	Valve assy	Ventil kpl	5
0320	28	75 84 758				1	Gasket	Packning	4
0330	29	75 84 766				1	O-ring	O-ring	5
0340	30	75 84 485				1	Fuel filter	Bränslefilter	6
0350	31	75 81 473				1	Flange	Fläns	6
0360	32	81 25 882				8	Nut	Mutter	5

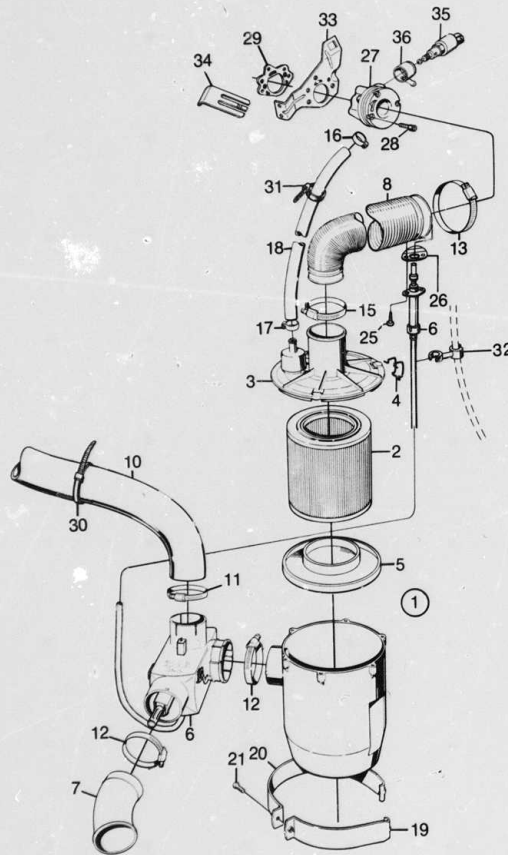
0	General
1	Tools
2	Engine
3	Electrical system,
	Instruments
4	Transmission
5	Brakes
6	Front assembly,
	Steering
7	Suspension,
	Wheels
8	Body
9	Tool,
	Labels
10	Numerical
	register
2	GROUP INDEX
6	Engine body
5	Lubrication system
3	Fuel system
2	Inlet and exhaust system
5	Cooling system
5	Engine control
4	Complete sets

# 1-E04

Fuel system  
Air cleaner

Bränslesystem  
Luftrenare

MASTER INDEX



7786-90

0500	Pos	Part No/Art nr	Notes/Anmärkning	Qty/ Antal	Description	Benämning	S
0020	1	83 17 893		1	Air cleaner assy	Luftrenare kpl	5
0040	2	93 18 502		1	Insert	Insats	1
0060	3	83 27 678		1	Cover	Lock	6
0080	4	83 18 339		3	Clamp	Klamma	5
0100	5	83 17 919		1	Insert part	Insatsdel	6
0120	6	93 31 893		1	Preheater valve unit	Spjällhus	5
0140	7	83 18 263		1	Snorkel	Snorkel	5
0160	8	93 47 485	7)	1	Hose	Slang	4
0170	8	75 36 956	6)	1	Hose	Slang	4
0180	10	83 23 222	EU AND GB	1	Preheater hose	Fövärmarslang	3
0200	10	93 31 190	SW, NO AND SF	1	Preheater hose	Fövärmarslang	3
0220	11	79 70 130		1	Clamp	Klamma	5
0240	12	79 70 148		2	Clamp	Klamma	5
0260	13	79 70 163		1	Clamp	Klamma	5
0280	15	83 27 561		1	Clamp	Klamma	5
0320	16	79 70 056		1	Clamp	Klamma	5
0340	17	79 70 064		1	Clamp	Klamma	5
0350	18	83 26 480		1	Hose	Slang	4
0360	19	83 21 044	FRONT	1	Strap	Spännband	5
0380	20	83 21 051	REAR	1	Strap	Spännband	5
0400	21	80 19 945		1	Screw	Skruv	5
0420	25	79 22 289		2	Screw	Skruv	5
0440	26	93 32 057	7)	1	Washer	Bricka	5
0460	27	83 79 026	6)	1	Ring fastener	Fästring	6
0470	27	75 80 244	7)	1	Flange	Fläns	6
0490	28	79 62 442	7)	3	Screw	Skruv	5
0500	28	80 98 139	6)	3	Screw	Skruv	5
0520	29	75 06 959		2	Gasket	Packning	5
0530	30	79 71 906		1	Strap	Spännband	4
0535	31	79 71 880		1	Strap	Spännband	4
0540	32	93 45 257		2	Clip	Clips	5
0550	33	75 20 067	7)	1	Bracket	Konsol	6
0552	33	75 80 574	6)	1	Bracket	Konsol	6
0560	34	93 62 542		1	Plate	Platta	6
0580	35	75 81 317	6)	1	Valve	Ventil	3
0590	36	75 80 582	6)	1	Nipple	Nippel	5

6. For cars with Pierburg carburetor.  
7. For cars with Solex carburetor.

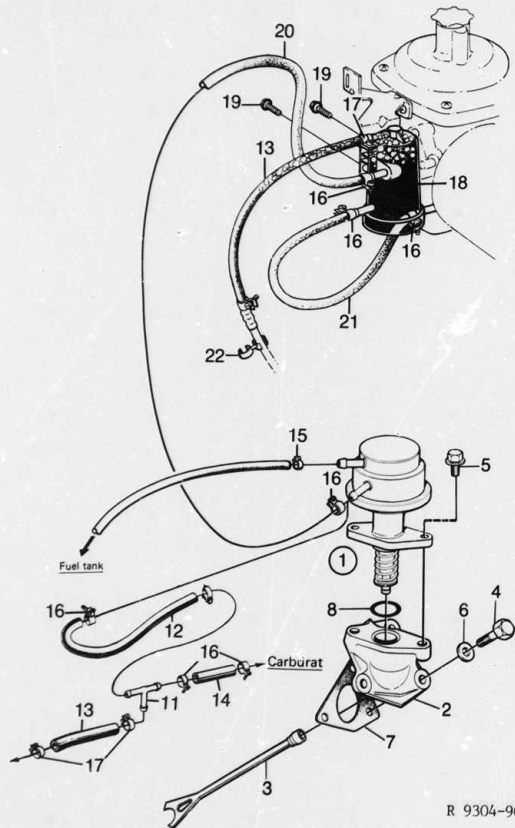
0	General
1	Tools
2	Engine
3	Electrical system, Instruments
4	Transmission
5	Brakes
6	Front assembly, Steering
7	Suspension, Wheels
8	Body
9	Tool, Labels
10	Numerical register
2 GROUP INDEX	
Engine body	
Lubrication system	
Fuel system	
Inlet and exhaust system	
Cooling system	
Engine control	
Complete sets	

# 1-E06

Fuel system  
Fuel pump

Bränslesystem  
Bränslepump

MASTER INDEX



0550	Pos	Part No/Art nr	K S	Notes/Anmärkningar	Qty/ Antal	Description	Benämning	S L
0020	1	75 22 733			1	Fuel pump assy	Bränslepump kpl	2
0090	2	93 06 705			1	Intermediate piece	Mellanstycke	6
0100	3	93 12 927			1	Push rod	Tryckstång	5
0110	4	80 82 968			3	Screw	Skruv	5
0120	5	81 25 163			2	Screw	Skruv	5
0130	6	80 29 985			3	Washer	Bricka	5
0140	7	93 06 721		-1986	1	Gasket	Packning	2
0142	7	75 66 458		1987-	1	Gasket	Packning	2
0150	8	80 46 617			1	O-ring	O-ring	3
0160	11	75 04 384		-1985	1	Nipple	Nippel	5
0170	12	75 04 152		-1985	1	Hose	Slang	4
0180	13	93 63 284			1	Hose	Slang	4
0190	14	75 04 111		-1985	1	Hose	Slang	4
0200	15	79 68 308			1	Hose clamp	Slangklamma	5
0210	16	75 03 758			4	Hose clamp	Slangklamma	5
0220	17	83 59 275			2	Hose clamp	Slangklamma	5
0240	18	75 61 483		1986-7)	1	Moisture separator	Ångavskiljare	6
0250	18	75 86 795		6), (7581325)	1	Moisture separator	Ångavskiljare	6
0260	19	75 61 707		1986-7)	2	Screw	Skruv	5
0270	19	75 81 333		6)	2	Screw	Skruv	5
0280	20	75 04 160		1986-	1	Hose	Slang	4
0300	21	75 61 657		1986-7)	1	Hose	Slang	4
0320	21	75 04 111		6)	1	Hose	Slang	4
0330	22	93 45 257		1987-	1	Clips	Clips	5

0	General
1	Tools
2	Engine
3	Electrical system,
	Instruments
4	Transmission
5	Brakes
6	Front assembly,
	Steering
7	Suspension,
	Wheels
8	Body
9	Tool,
	Labels
10	Numerical
	register
2	GROUP INDEX
	Engine body
	Lubrication system
	Fuel system
	Inlet and exhaust system
	Cooling system
	Engine control
	Complete sets

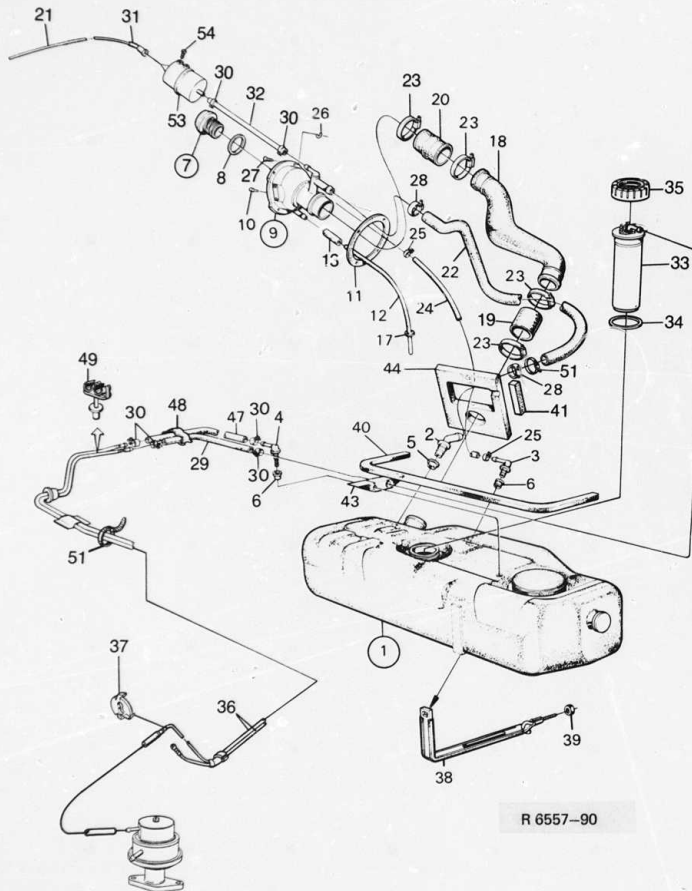
6. For cars with Pierburg carburetor.

SAAB genuine parts  
original reservdelar

SAAB 90 M85-87

1990-02

R9304 Page  
Sida 02-029



R 6557-90

# 1-E08

Fuel system  
Fuel tank, etc

Bränslesystem  
Bränsletank, etc

## MASTER INDEX

0600	Pos	Part No/Art nr	K S	Notes/Anmärkningar	Qty/ Antal	Description	Benämning	S L
0010	1	75 10 076		1985	1	Fuel tank assy	Bränsletank kpl	6
0020	1	75 34 639		1986-	1	Fuel tank assy	Bränsletank kpl	6
0030	2	93 29 491			1	Hose connection	Slanganslutning	4
0040	3	93 28 857			1	Hose connection	Slanganslutning	4
0050	4	93 28 873			1	Hose connection	Slanganslutning	4
0060	5	75 35 537			1	Bushing	Bussning	5
0070	6	83 25 656			2	Bushing	Bussning	5
0080	7	93 92 705			1	Filler cap assy	Tanklock kpl	2
0090	8	75 11 751			1	Gasket	Packning	4
0100	9	75 30 553			1	Filler pipe assy	Påfyllningsrör kpl	4
0110	10	83 15 475			2	Rubber stop	Gummistopp	5
0120	11	93 49 838			1	Gasket	Packning	4
0130	12	83 23 941			1	Drain pipe	Dräneringsrör	6
0140	13	75 04 137		12), L=52MM	1	Hose	Slang	5
0150	17	79 61 329			1	Grommet	Genomföringsbussning	5
0160	18	93 39 805			1	Filler pipe	Påfyllningsrör	5
0170	19	75 25 421			1	Extension hose	Skarvslang	4
0180	20	75 25 439			1	Extension hose	Skarvslang	4
0190	21	75 28 920			1	Drain hose	Dräneringslang	5
0200	22	75 12 320		18)	1	Ventilation hose	Urluftsningsslang	5
0210	22	75 39 133		19)	1	Ventilation hose	Urluftsningsslang	5
0220	23	93 47 808			4	Hose clamp	Slangklamma	5
0230	24	93 63 383		12), L=950MM	1	Ventilation hose	Urluftsningsslang	5
0240	25	83 32 587			2	Hose clamp	Slangklamma	5
0250	26	83 15 467			1	Clip	Clip	5
0260	27	79 70 536			4	Screw	Skruv	6
0270	28	79 70 072			2	Hose clamp	Slangklamma	5
0280	29	93 63 250		12)	1	Fuel line	Bränsleledning	5
0290	30	79 68 308			7	Hose clamp	Slangklamma	5
0300	31	83 34 880			1	Extension hose	Skarvslang	5
0310	32	93 63 243			1	Hose	Slang	5
0320	33	93 61 957			1	Fuel level transmitter	Bränselnivågivare	3
0330	34	93 68 846		1985	1	Gasket	Packning	3
0340	34	93 92 689		1986-	1	Gasket	Packning	3
0350	35	93 93 950			1	Clamp nut	Överfallsnutt	4
0360	36	75 27 021		-1985	1	Fuel line	Bränsleledning	5
0370	36	75 34 522		1986-	1	Fuel line	Bränsleledning	5
0380	37	83 28 346			1	Pipe retainer	Rörhållare	6
0390	38	93 33 600			2	Strap	Spännband	6
0400	39	80 74 288			2	Nut	Mutter	5
0410	40	93 49 929			1	Sealing	Tätning	5
0420	41	85 85 325		(8572752)	2	Sealing	Tätning	5
0430	43	93 29 855			2	Sealing	Tätning	5
0440	44	93 49 937			1	Sealing	Tätning	5
0450	47	93 63 359		12), L=715MM	1	Hose	Slang	5
0460	48	93 49 945			2	Clip	Clips	5
0470	49	79 63 895			2	Clip	Clips	4
0480	51	79 71 872			3	Strap	Spännband	5
0490	53	93 18 361			1	Valve	Ventil	5
0500	54	79 22 354		L=10M	2	Screw	Skruv	5
0510		93 62 781			X	Hose	Slang	2
0520		88 17 256		see page 2-053, 1-F06	X	Kit, fuel hose	Sats, bränsleslang	4

12. Manufactured by 93 62 781.  
18. Ch. -H6003050.  
19. Ch. H6003050-.

SAAB genuine parts  
original reservdelar

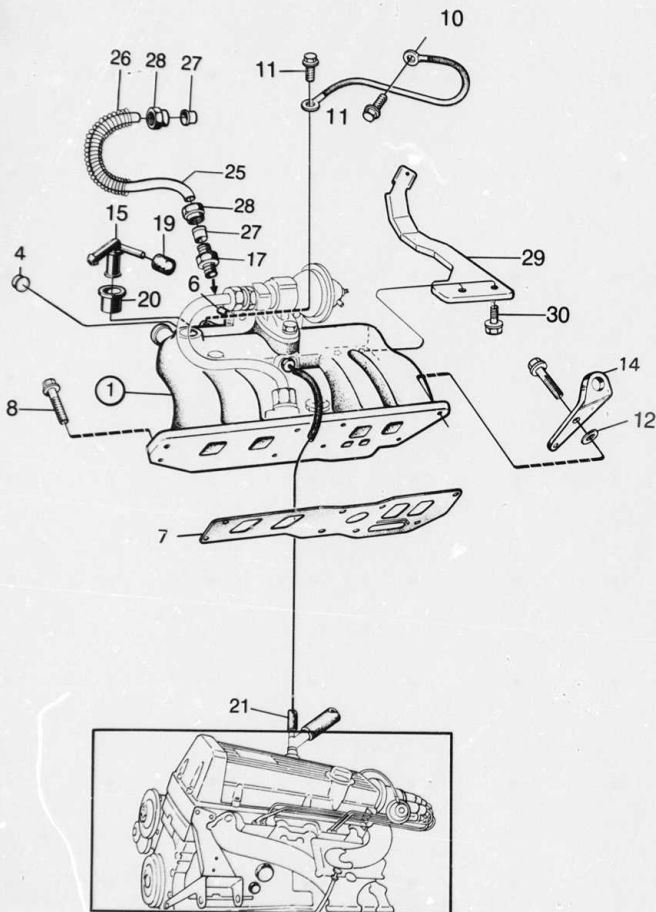
SAAB 90 M85-87

1990-02

R6557

Page 02-031

0	General
1	Tools
2	Engine
3	Electrical system, Instruments
4	Transmission
5	Brakes
6	Front assembly, Steering
7	Suspension, Wheels
8	Body
9	Tool, Labels
10	Numerical register
2 GROUP INDEX	
	Engine body
	Lubrication system
	Fuel system
	Inlet and exhaust system
	Cooling system
	Engine control
	Complete sets



R 7787-90

# 1-E10

Inlet-and exhaust system  
Inlet manifold, etc

Inlopps-och avgassystem  
Inloppsrör, etc

0650	Pos	Part No/Art nr	K	Notes/Anmärkningar	Qty/ Antal	Description	Benämning	S
0010	1	75 17 261		-1985,9)	1	Inlet manifold	Inloppsrör	6
0020	1	75 62 440		1986-7,9)	1	Inlet manifold	Inloppsrör	6
0030	1	75 17 253		-1985,8)	1	Inlet manifold	Inloppsrör	6
0040	1	75 62 424		1986-7,8)	1	Inlet manifold	Inloppsrör	6
0050	1	75 81 440		1987-6)	1	Inlet manifold	Inloppsrör	6
0060	4	81 23 168			1	Seal washer	Tättningsbricka	4
0070	6	75 17 097		-1985	4	Screw	Skruv	5
0080	7	75 69 346		(9307257)	1	Gasket	Packning	2
0090	8	81 25 197			6	Screw	Skruv	5
0100	9	81 25 205			2	Screw	Skruv	5
0110	10	75 64 859			1	Cable	Ledning	6
0120	11	80 97 859			2	Screw	Skruv	5
0130	12	80 29 985			2	Washer	Bricka	5
0140	14	75 61 509		-1985, (9311515)	1	Lifting eye	Lyftögla	5
0150	15	75 61 509		1986-, (7561632)	1	Lifting eye	Lyftögla	5
0160	15	93 12 802			1	Nipple	Nippel	4
0170	17	81 31 989		9)	1	Nipple	Nippel	5
0180	18	83 08 850			1	Nipple	Nippel	5
0190	19	83 35 614			1	Plug	Plugg	4
0200	20	75 15 208		(8347569)	1	Bushing	Bussning	5
0210	21	75 21 578			1	Hose	Slang	2
0220	25	75 04 012		9)	1	Pipe	Rör	6
0230	26	75 04 046		9)	1	Heat guard	Värmskydd	5
0240	27	81 32 235		9)	2	Cutting ring	Skärring	5
0250	28	81 28 969		9)	2	Nut	Mutter	5
0260	29	75 64 057		1987-6)	1	Bracket	Konsol	5
0270	30	81 25 007		1987-6)	2	Screw	Skruv	5

8. For cars without EGR  
9. For cars with EGR

SAAB genuine parts  
Original reservdelar

SAAB 90 M85-87

1990-02

R7787

Page  
Sida 02-033

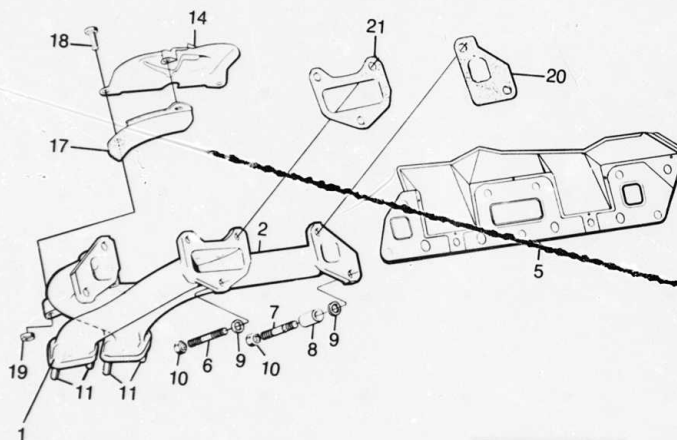
## MASTER INDEX

- 0 General
- 1 Tools
- 2 Engine
- 3 Electrical system, Instruments
- 4 Transmission
- 5 Brakes
- 6 Front assembly, Steering
- 7 Suspension, Wheels
- 8 Body
- 9 Tool, Labels
- 10 Numerical register

## 2 GROUP INDEX

- Engine body
- Lubrication system
- Fuel system
- Inlet and exhaust system
- Cooling system
- Engine control
- Complete sets





R 6256-90

# 1-E12

Inlet-and exhaust system  
Exhaust manifold, etc

Inlopps-och avgassystem  
Avgassamlare, etc

Pos	Part No/Art nr	Notes/Anmärkningar	Qty/ Antal	Description	Benämning
0700	1	83 56 420	1	Exhaust manifold	Avgassamlare
0010	2	75 08 583	1	Exhaust manifold	Avgassamlare
0020	5	(8356412)	1	Gasket	Packning
0030	5	-1985, (9314139)	1	Gasket	Packning
0040	6	1986-	3	Screw	Skruv
0050	7		4	Spacer sleeve	Distanshylsa
0060	8		7	Washer	Bricka
0070	9	-1986	7	Lock nut	Låsmutter
0080	10	1987-	4	Screw	Skruv
0090	11		1	Preheater casing	Förvärmarkåpa
0100	14		1	Shield	Skärm
0110	17		3	Screw	Skruv
0120	18		1	Nut	Mutter
0130	19		2	Gasket	Packning
0140	20		1	Gasket	Packning
0150	21		X	Set, screws and gaskets for exhaust manifold	Sats, skruv och packningar för avgassamlare
0160		88 17 280			
0170		see page 2-057, 1-F10			
0180					
0190					

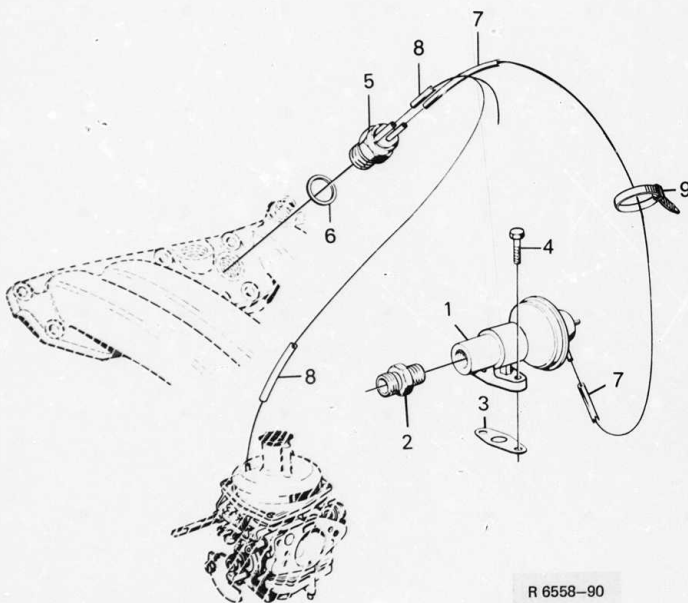
2. To be used together with gasket 93 14 139 at reassembly

## MASTER INDEX

0	General	1
1	Tools	1
2	Engine	1
3	Electrical system,	1
	Instruments	
4	Transmission	1
5	Brakes	1
6	Front assembly,	
	Steering	
7	Suspension,	
	Wheels	
8	Body	2
9	Tool,	2
	Labels	
10	Numerical	2
	register	

## 2 GROUP INDEX

Engine body  
Lubrication system  
Fuel system  
Inlet and exhaust system  
Cooling system  
Engine control  
Complete sets



R 6558-90

# 1-E14

Inlet- and exhaust system  
Exhaust gas recirculation (EGR)

Inlopps och avgassystem  
Avgasrecirkulation (EGR)

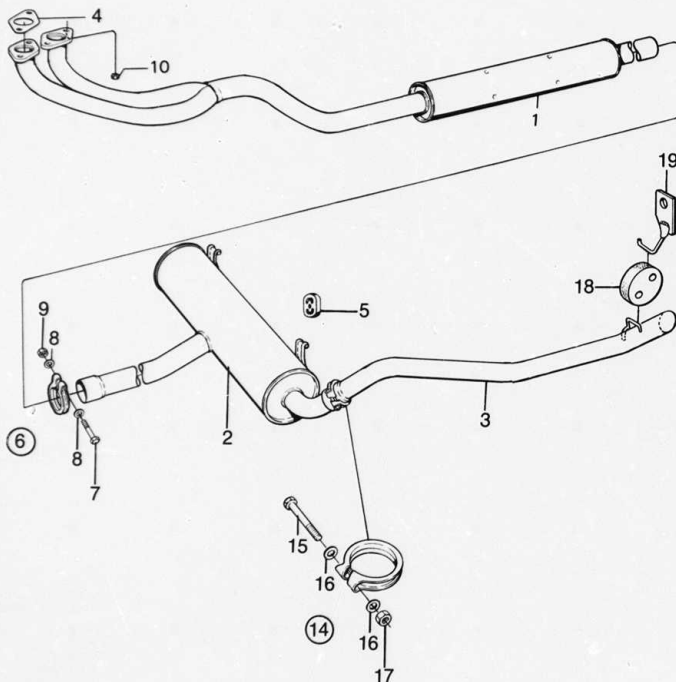
0725	Pos	Part No./Art nr	K S	Notes/Anmärkningar	Qty/ Antal	Description	Benämning	S L
0020	1	93 50 224			1	Exhaust gas re-circulation valve	Avgasrecirkulations-ventil	3
0040	2	93 51 495			1	Nipple	Nippel	6
0060	3	83 57 485		~ 1986	1	Gasket	Packning	2
0080	3	75 07 973		1987 -	1	Gasket	Packning	4
0085	3	75 07 973			1	Gasket	Packning	4
0100	4	80 19 929			2	Screw	Skruv	5
0100	5	93 14 162			1	Air valve	Luftventil	3
0120	6	81 24 141			1	Gasket	Packning	5
0140	7	75 04 210			1	Hose	Slang	5
0160	7	75 04 210			1	Hose	Slang	5
0180	8	75 04 053			1	Hose	Slang	5
0200	9	83 53 583			1	Strap	Spännband	5

## MASTER INDEX

0	General	1-A
1	Tools	1-B
2	Engine	1-C
3	Electrical system, Instruments	1-D
4	Transmission	1-E
5	Brakes	1-F
6	Front assembly, Steering	1-G
7	Suspension, Wheels	1-H
8	Body	2-A
9	Tool, Labels	2-B
10	Numerical register	2-C

## 2 GROUP INDEX

Engine body	1-I
Lubrication system	1-J
Fuel system	1-K
Inlet and exhaust system	1-L
Cooling system	1-M
Engine control	1-N
Complete sets	1-O



R 8227-90

# 1-E16

Exhaust system  
Mufflers, exhaust pipe

Avgassystem  
Ljuddämpare, avgasrör

Pos	Part No/Art. nr	K	Notes/Anmärkningar	Qty/ Antal	Description	Benämning	S
0750							
0020	1	93 65 578	FRONT	1	Muffler	Ljuddämpare	1
0030	2	93 26 448	REAR	1	Muffler	Ljuddämpare	1
0040	3	93 65 727	10), REAR	1	Exhaust pipe	Avgasrör	1
0045	3	75 36 097	11), REAR	1	Exhaust pipe	Avgasrör	1
0050	4	83 87 672		2	Gasket	Packning	1
0060	5	93 28 105		2	Rubber suspension	Gummiupphängning	1
0070	6	83 86 450		1	Clamp assy	Klamma kpl	1
0080	7	80 84 014		1	„Screw	„Skruv	5
0090	8	93 19 047	S	2	„Washer	„Bricka	5
0100	9	80 73 942		1	„Nut	„Mutter	5
0110	10	79 67 870		4	Nut	Mutter	5
0120	14	83 84 323	S	1	Clamp assy	Klamma kpl	1
0130	15	80 84 006		1	„Screw	„Skruv	5
0140	16	93 19 047		2	„Washer	„Bricka	5
0150	17	80 73 942		1	„Nut	„Mutter	5
0160	18	93 65 404		1	Rubber suspension	Gummiupphängning	1
0170	19	93 68 093	10)	1	Suspension yoke	Upphångningsbygel	5
0180							
0200		88 17 835	see page 2-053, 1-F06	X	Kit, front muffler	Sats, främre ljuddämpare	1
0240		88 17 850	10)	X	Kit, rear muffler	Sats, bakre ljuddämpare	1
0245			see page 2-053, 1-F06				
0250		• 88 19 930	11)	X	Kit, rear muffler	Sats, bakre ljuddämpare	1
0255			see page 2-053, 1-F06				
0280		88 18 577	see page 2-053, 1-F06	X	Mounting kit, rear muffler	Monteringssats, bakre avgassystem	1
0300							
0320		88 18 197	see page 2-057, 1-F10	X	Mounting kit, front muffler	Monteringssats, främre ljuddämpare	2
0340							
0360		75 38 440	10)	X	Kit, rear suspension exhaust pipe	Sats, bakre upphängning avgasrör	2
0380			see page 2-059, 1-F12				
0390		• 88 19 187	see page 2-061, 1-F14	X	Kit, catalytic converter	Sats, katalytisk reaktor	4

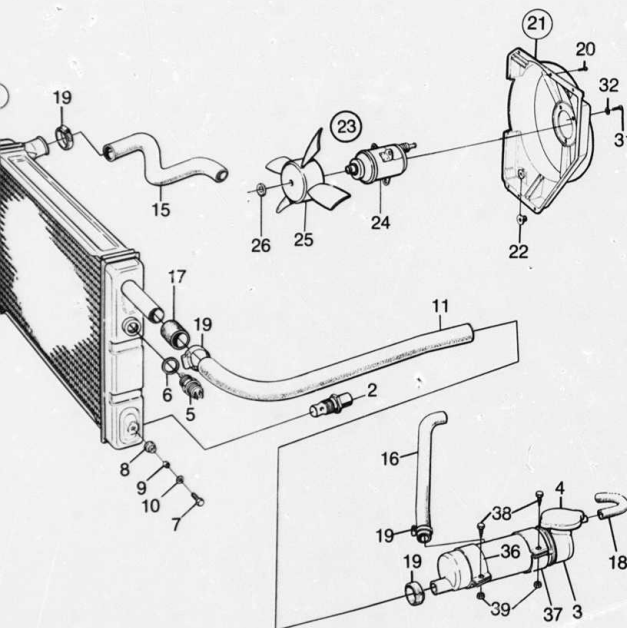
10. Ch. -G6007150.  
11. Ch. G6007151-.

## MASTER INDEX

0	General	1-A0
1	Tools	1-B0
2	Engine	1-D0
3	Electrical system,	
	Instruments	1-G0
4	Transmission	1-I02
5	Brakes	1-K0
6	Front assembly,	
	Steering	1-L0
7	Suspension,	
	Wheels	2-A0
8	Body	2-B0
9	Tool,	
	Labels	2-G0
10	Numerical	
	register	2-H0

## 2 GROUP INDEX

1	Engine body	1-D
	Lubrication system	1-D
	Fuel system	1-D
	Inlet and exhaust system	1-E
	Cooling system	1-E
	Engine control	1-E
	Complete sets	1-F



R 9309-90

# 1-E18

Cooling system  
Radiator, fan, etc

Kylsystem  
Kylare, fläkt, etc

## MASTER INDEX

0800	Pos	Part No/Art nr	K S	Notes/Anmärkningar	Qty/ Antal	Description	Benämning	S L
0030	1	75 41 279			1	Radiator assy	Kylare kpl	5
0040	2	93 18 304			1	Drain cock	Avtappningskran	5
0050	3	83 85 890			1	Expansion tank	Expansionstank	3
0060	4	83 15 764			1	Pressure filler cap	Trycklock	3
0070	5	85 69 238			1	Thermo contact	Termokontakt	2
0080	6	83 30 268			1	Gasket	Packning	5
0090	7	80 82 968			3	Screw	Skruv	5
0100	8	73 11 244			3	Rubber bushing	Gummibussning	4
0110	9	73 11 251			3	Spacer sleeve	Distanshylsa	4
0120	10	73 11 764			3	Washer	Bricka	5
0130	11	83 29 088			1	Hose	Slang	3
0140	15	93 41 736			1	Hose	Slang	2
0150	16	93 41 702			1	Hose	Slang	4
0160	17	83 83 945			1	Rubber ring	Gummiring	4
0170	18	83 72 831			1	Drain hose	Dränringsslang	5
0180	19	79 70 106			6	Hose clamp	Slangklamma	5
0190	20	79 75 444			6	Screw	Skruv	5
0200	21	83 19 931			1	Fan housing assy	Fläktkåpa kpl	4
0210	22	83 84 174			1	Bushing	Bussning	4
0220	23	75 42 772			1	Cooling fan assy	Kylfläkt kpl	4
0230	24	75 41 717			1	Fan motor	Fläktmotor	4
0240	25	75 41 725			1	Fan	Fläkt	4
0250	26	75 41 733			1	Clip	Clips	5
0310	31	80 59 552			3	Screw	Skruv	5
0320	32	79 15 564			3	Washer	Bricka	5
0360	36	83 21 507		FRONT	1	Strap	Spännband	5
0370	37	83 21 515		REAR	1	Strap	Spännband	5
0380	38	79 65 544			2	Screw	Skruv	5
0390	39	80 73 512			2	Nut	Nötter	3

0	General	1-A02
1	Tools	1-B02
2	Engine	1-D02
3	Electrical system,	
	Instruments	1-G02
4	Transmission	1-I02
5	Brakes	1-K02
6	Front assembly,	
	Steering	1-L02
7	Suspension,	
	Wheels	2-A02
8	Body	2-B02
9	Tool,	
	Labels	2-G02
10	Numerical	
	register	2-H02
2 GROUP INDEX		
	Engine body	1-D06
	Lubrication system	1-D20
	Fuel system	1-D22
	Inlet and exhaust system	1-E10
	Cooling system	1-E18
	Engine control	1-E24
	Complete sets	1-F02

## 1-E20

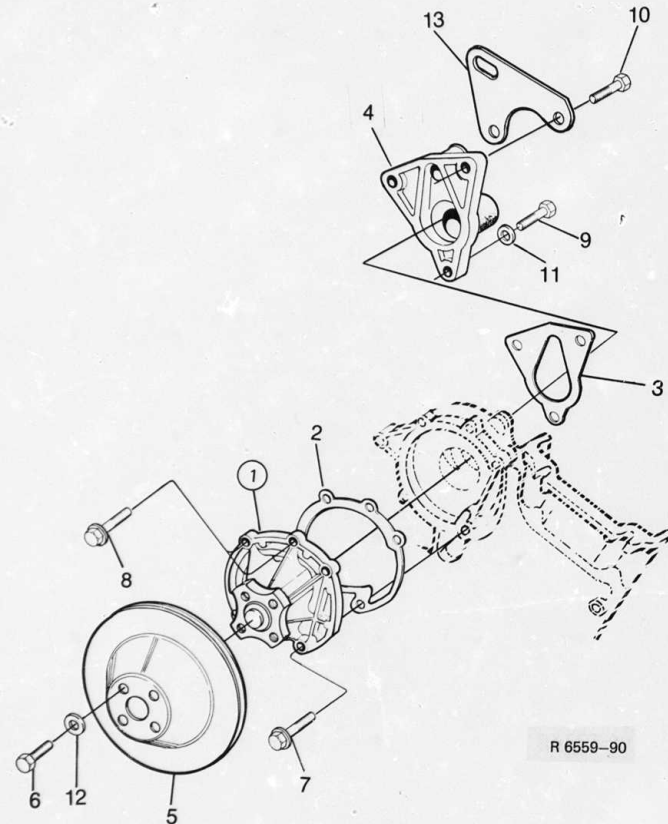
0850	Pos	Part No/Art nr	K S	Notes/Anmärkningar	Qty/ Antal	Description	Benämning	S L
	1	88 17 900		see page 2-057, 1-F10	1	Coolent pump kit	Kylvätskepump sats	2
0020	2	93 53 442		-1986	1	Gasket	Packning	2
0120	2	75 56 516		1987-	1	Gasket	Packning	2
0122	3	93 54 978		-1986	1	Gasket	Packning	2
0140	3	75 63 687		1987-	1	Gasket	Packning	2
0142	3	93 55 181			1	Pump cover	Pumplock	2
0160	4	80 19 903			1	Fan belt pulley	Remskiva	4
0180	5	93 09 402			4	Screw	Skruv	5
0205	6	80 19 903			2	Screw	Skruv	5
0215	7	81 25 262			3	Screw	Skruv	5
0220	8	81 25 197			1	Screw	Skruv	5
0230	9	80 83 933			2	Screw	Skruv	5
0240	10	80 83 941			1	Washer	Bricka	5
0260	11	80 29 985			4	Washer	Bricka	5
0270	12	80 73 223			1	Lifting eye	Lyftögla	6
0280	13	93 13 222						

## MASTER INDEX

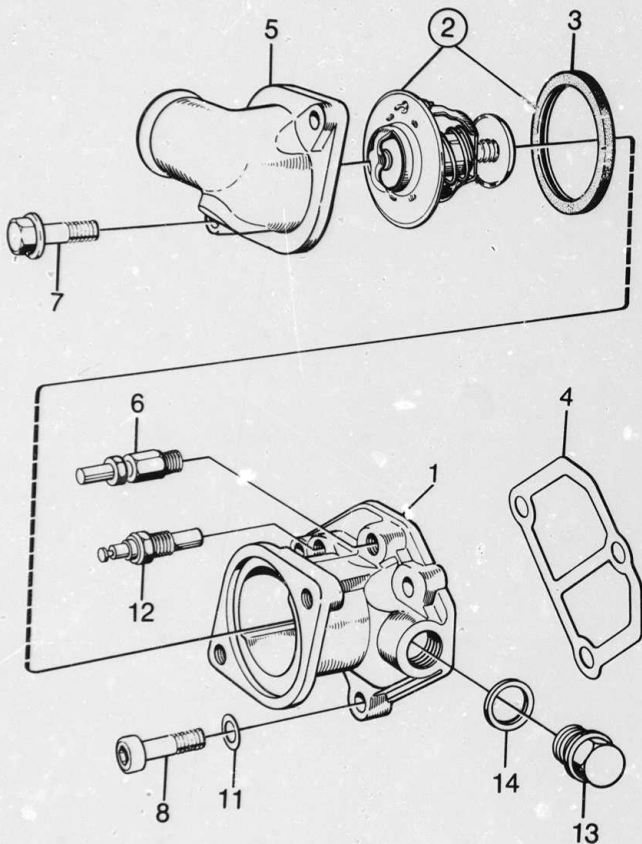
0	General	1-A02
1	Tools	1-B02
2	Engine	1-D02
3	Electrical system,	
	Instruments	1-G02
4	Transmission	1-H02
5	Brakes	1-K02
6	Front assembly,	
	Steering	1-L02
7	Suspension,	
	Wheels	2-A02
8	Body	2-B02
9	Tool,	
	Labels	2-G02
10	Numerical	
	register	2-H02

## 2 GROUP INDEX

Engine body	1-D06
Lubrication system	1-D20
Fuel system	1-D22
Inlet and exhaust system	1-E10
Cooling system	1-E18
Engine control	1-E24
Complete sets	1-F02







R 6560-90

# 1-E22

Cooling system  
Thermostat

Kylsystem  
Termostat

0900	Pos	Part No/Art nr	K S	Notes/Anmärkningar	Qty/ Antal	Description	Benämning	S L
0010	1	93 50 299			1	Thermostat housing	Termostathus	5
0020	2	93 37 379		89° C	1	Kit, thermostat	Sats, termostat	1
0030				see page 2-057, 1-F10				
0040	3	83 52 692	S		1	Gasket	Packning	2
0050	4	75 66 532		-1985, (8362659)	1	Gasket	Packning	2
0060	4	75 61 202		1986	1	Gasket	Packning	2
0070	4	75 66 532		1987-	1	Gasket	Packning	2
0080	5	83 47 346			1	Cover	Lock	5
0090	6	93 07 497			1	Drain tap	Kran	5
0100	7	81 25 189			2	Screw	Skruv	5
0110	8	79 75 063		(8098105)	3	Screw	Skruv	5
0120	11	80 29 985			5	Washer	Bricka	5
0130	12	88 00 914			1	Temperature transmitter	Temperaturgivare	2
0140	13	93 10 004			1	Plug	Propp	5
0150	14	83 65 769			1	Gasket	Packning	5

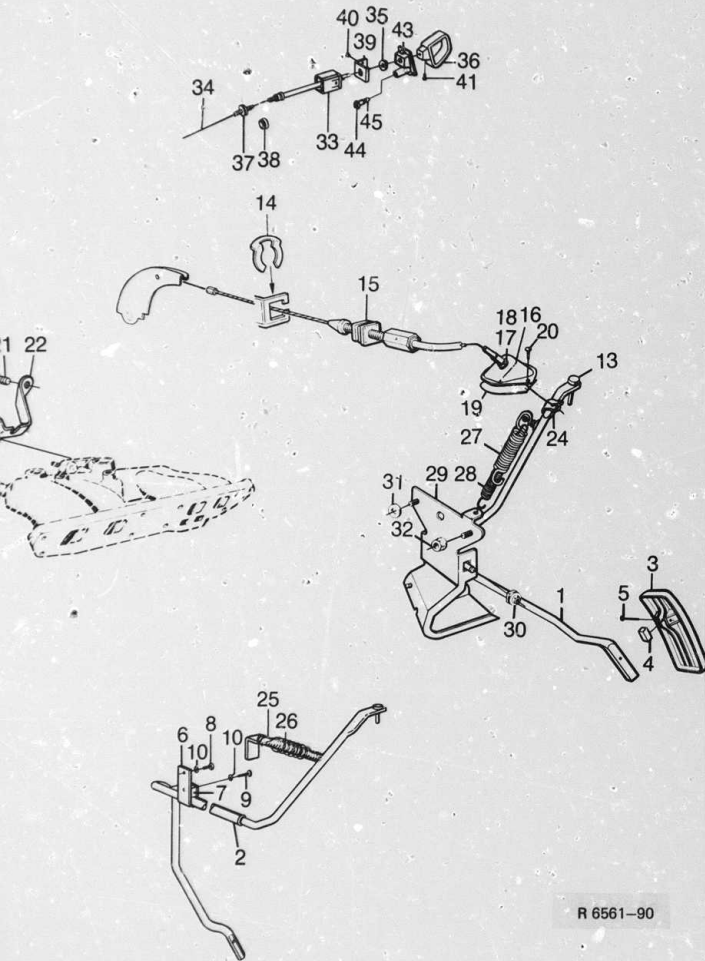
## MASTER INDEX

0	General	1-A02
1	Tools	1-B02
2	Engine	1-D02
3	Electrical system,	
	Instruments	1-G02
4	Transmission	1-I02
5	Brakes	1-K02
6	Front assembly,	
	Steering	1-L02
7	Suspension,	
	Wheels	2-A02
8	Body	2-B02
9	Tool,	
	Labels	2-G02
10	Numerical	
	register	2-H02

## 2 GROUP INDEX

Engine body	1-D06
Lubrication system	1-D20
Fuel system	1-D22
Inlet and exhaust system	1-E10
Cooling system	1-E18
Engine control	1-E24
Complete sets	1-F02

## MASTER INDEX



R 6561-90

Pos	Part No/Art nr	K S	Notes/Anmärkning	Qty/ Antal	Description	Benämning
0020	1	89 44 829		1	Accelerator pedal	Gaspedal
0030	2	89 45 016	RHD	1	Accelerator pedal	Gaspedal
0050	3	71 83 965		1	Pedal plate, accelerator	Plattor/gaspedal
0070	4	71 83 973		1	Shim	Mellanlägg
0080	5	79 58 770		1	Hollow rivet	Hålnit
0090	6	89 17 445	RHD	2	Bearing	Lager
0100	7	89 17 437	RHD	2	Screw neck	Stickslock
0110	8	79 22 891	RHD	2	Support	Skruv
0120	9	79 22 933	RHD	2	Screw	Skruv
0130	10	79 33 823	RHD	4	Washer	Bricka
0150	13	83 78 002		1	Rubber plug	Gummiplugg
0155	14	75 26 973	7)	1	Lock ring	Låsring
0157	14	75 33 136	6)	1	Lock ring	Låsring
0160	15	75 25 736	7)	1	Wire	Wire
0162	15	75 37 533	6)	1	Wire	Wire
0170	16	83 13 991		1	Grommet cup	Genomföringskopp
0180	17	83 82 723		1	Sealing	Tätning
0190	18	78 16 505		1	Washer	Bricka
0200	19	83 82 301		1	Sealing	Tätning
0210	20	79 22 347		1	Screw	Skruv
0215	21	80 97 875		2	Screw	Skruv
0217	22	75 21 370		1	Bracket	Fäste
0220	24	83 19 600		1	Clamp	Klamma
0230	25	83 16 846	RHD	1	Spring	Fjäder
0240	26	83 16 952	RHD	1	Spring	Fjäder
0250	27	89 33 418		1	Spring	Fjäder
0260	28	89 38 250		1	Spring	Fjäder
0270	29	89 44 837		1	Bracket	Konsol
0280	30	89 33 392		2	Bearing	Lager
0290	31	89 38 003		3	Seal washer	Tätningsbricka
0300	32	80 73 512		3	Lock nut	Låsmutter
0310	33	85 32 442	-1986	1	Col I start control	Kallstartreglage
0312	33	95 59 410	1987-	1	Col I start control	Kallstartreglage
0320	33	85 32 459	RHD	1	Col J start control	Kallstartreglage
0335	34	85 46 780	PART OF 8532442	1	Wire	Wire
0340	35	85 00 704		1	Eye nut	Ringmutter
0350	36	85 22 064		1	Handle	Handtag
0360	37	79 61 329		1	Grommet	Genomföring
0370	38	71 63 074	RIGHT SIDE	1	Rubber plug	Gummiplugg
0380	39	85 37 177		1	Bracket, cold start control	Fäste, kallstartsreglage
0390				1	Bracket, cold start control	Fäste, kallstartsreglage
0400	39	85 37 185	RHD	1	Bracket, cold start control	Fäste, kallstartsreglage
0410				2	Pop rivet	Popnit
0420	40	79 61 634		1	Screw	Skruv
0430	41	80 59 073		1	Bracket	Hållare
0440	43	85 22 054		1	Bulb socket	Lampfållare
0450	44	85 09 697		1	Bulb	Gjodlampa
0460	45	85 00 613	40/238286009	1	Bulb	Gjodlampa

6. For cars with Pierburg carburetor.
7. For cars with Solex carburetor.

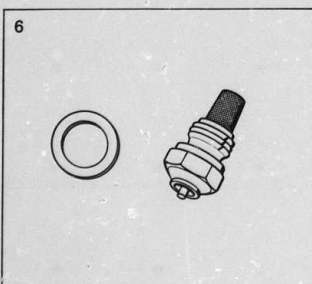

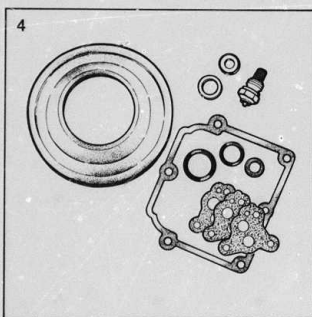
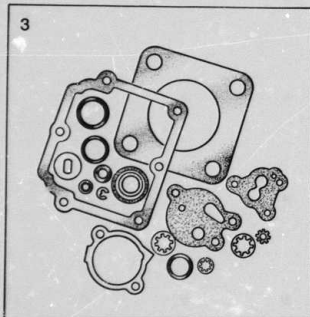
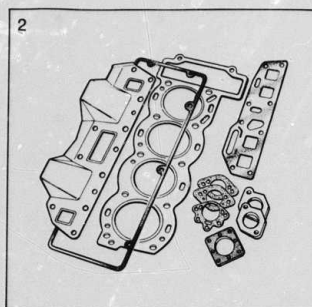
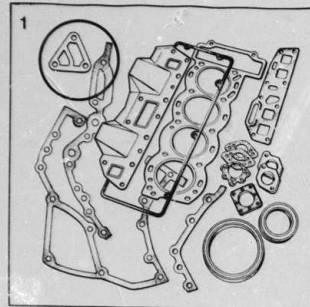
**SAAB** genuine parts  
original reservdelar

SAAB 90 M85-87

1990-02

R6561

Page 02-047  
Sida



R 9305-90

# 1-F02

Complete sets  
Engine

Satser  
Motor

1000	Pos	Part No/Art nr	K S	Notes/Anmärkningar	Qty/ Antal	Description	Benämning	S L
0010	1	93 37 213			X	GASKET SET, ENGINE	PACKNINGSSATS, MOTOR	3
0020		93 50 281			1	.Gasket, cylinder head	.Packning, cylindlock	2
0030		93 55 991			1	.Gasket, valve cover	.Packning, ventilåpa	1
0040		• 75 89 039			1	.Gasket, end plate	.Packning, gavelplatta	2
0050		93 50 158			1	.Seal ring	.Tätningssring	2
0060		93 09 204			1	.Seal ring	.Tätningssring	2
0070		• 91 17 839			1	.Gasket, transmission	.Packning, transmissions-	2
0080						cover	kåpa	
0090		• 91 17 847			1	.Gasket, transmission	.Packning, transmissions-	2
0100						cover	kåpa	
0110		• 75 69 346			1	.Gasket, inlet manifold	.Packning, insugningsrör	2
0120		93 14 139			1	.Gasket, exhaust manifold	.Packning, avgassamlare	2
0130		93 08 180			1	.Gasket, oil pump	.Packning, oljepump	3
0140		83 69 829			1	.O-ring	.O-ring	4
0150		• 75 88 981		C, (8308637)	1	.Washer	.Bricka	4
0160		83 59 788		T	2	.Washer	.Bricka	4
0170		83 74 639		C	1	.Gasket, air cleaner	.Packning, luftrenare	4
0180		83 36 877		T	2	.Gasket, air cleaner	.Packning, luftrenare	4
0190								
0200	2	93 37 239		SB	X	GASKET SET, DECAR-	PACKNINGSSATS, SOT-	2
0210						BONAZATION	NING	
0220		75 85 037			1	.Gasket, cylinder head	.Packning, cylindlock	2
0230		93 55 991			1	.Gasket, valve cover	.Packning, ventilåpa	1
0240		• 75 89 346			1	.Gasket, inlet manifold	.Packning, insugningsrör	2
0250		75 61 772			1	.Gasket, exhaust manifold	.Packning, avgassamlare	2
0260		• 75 88 981		C	1	.Washer, insulating	.Isolerbricka	4
0270		• 75 88 916		T	2	.Washer, insulating	.Isolerbricka	4
0280		83 74 639		C	1	.Gasket, air cleaner	.Packning, luftrenare	4
0290		83 36 877		T	2	.Gasket, air cleaner	.Packning, luftrenare	4
0300								
0310	3	83 64 234		(SOLEX)	X	GASKET SET, CARBURETOR	PACKNINGSSATS, FÖRGASARE	4
0320		83 51 348			1	.Washer	.Bricka	4
0330		83 05 419			1	.Washer	.Bricka	4
0340		83 05 336			2	.Washer	.Bricka	5
0350		83 08 652			1	.Gasket	.Packning	4
0360		83 09 098			2	.Washer	.Bricka	5
0370		83 09 064			1	.Washer	.Bricka	4
0380		83 09 072			1	.Washer	.Bricka	4
0390		83 05 773			1	.O-ring	.O-ring	2
0400		83 05 849			1	.Gasket, float chamber	.Packning, flottörhus	4
0410		83 05 623			1	.Washer, needle valve	.Bricka, nålventil	4
0420		83 66 643			1	.Gasket	.Packning	4
0430		83 52 387		(8305484)	2	.Washer	.Bricka	5
0440		83 66 850			1	.O-ring	.O-ring	4
0450		83 66 668			1	.Retainer ring, damp	.Hållarring, dämpkolv	4
0460						piston		
0470		83 66 676			1	.Washer	.Bricka	4
0480								

## MASTER INDEX

0	General
1	Tools
2	Engine
3	Electrical system,
	Instruments
4	Transmission
5	Brakes
6	Front assembly,
	Steering
7	Suspension,
	Wheels
8	Body
9	Tool,
	Labels
10	Numerical
	register
2	GROUP INDEX
	Engine body
	Lubrication system
	Fuel system
	Inlet and exhaust system
	Cooling system
	Engine control
	Complete sets

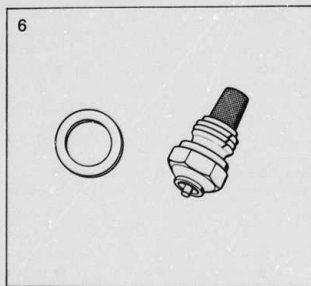
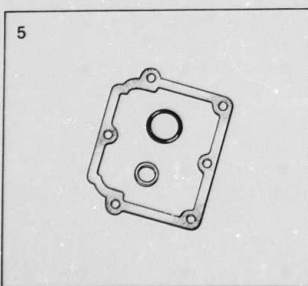
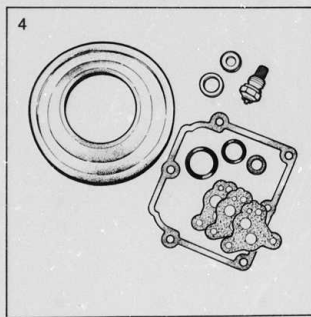
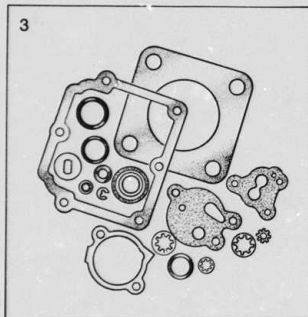
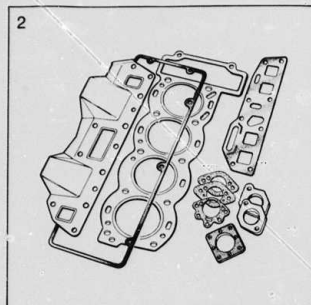
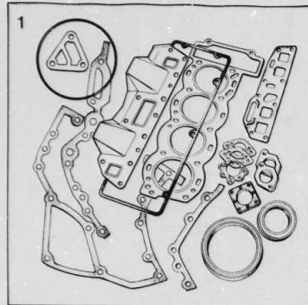
# 1-F04

Complete sets  
Engine

Satser  
Motor

## MASTER INDEX

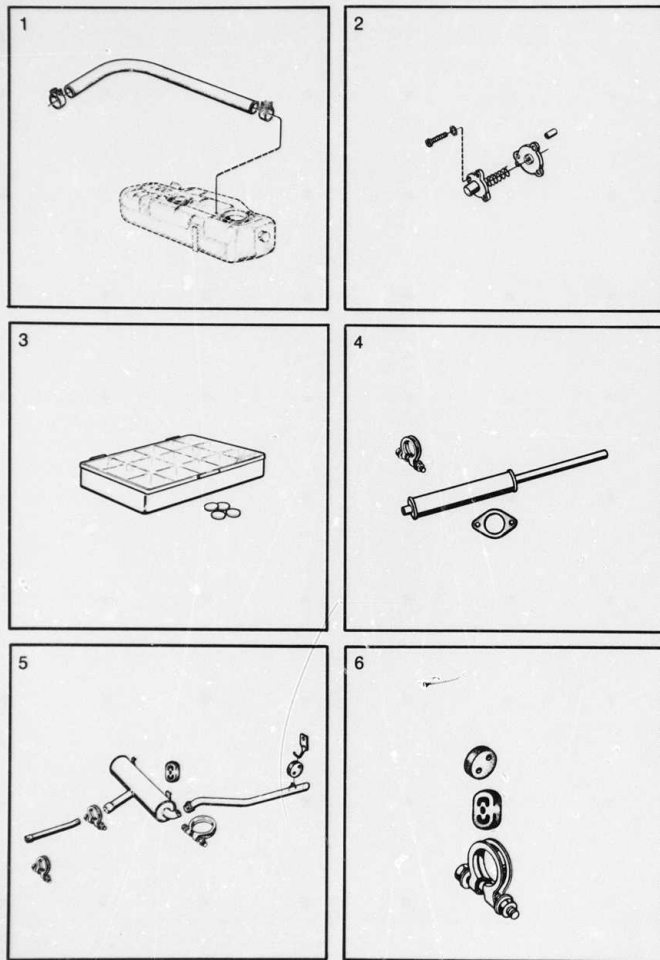
1000	Pos	Part No/Art nr	K S	Notes/Anmärkningar	Qty/ Antal	Description	Benämning	S L
	4	83 64 259		(SOLEX)	X	GASKET SET, CARBURETOR	PACKNINGSSATS, FÖRGASARE	4
0490		83 08 652			1	.Gasket	.Packning	4
0500		83 09 064			1	.Lock washer	.Låsbricka	4
0510		83 09 072			1	.Washer, needle valve	.Bricka, nålventil	4
0520		83 05 823			1	.O-ring	.O-ring	5
0530		83 05 575			1	.Gasket, float chamber	.Packning, flottörhus	4
0540		83 05 849			1	.Diaphragm	.Membran	4
0550		83 08 678			1	.Seal	.Tätning	5
0560		83 52 494			1	.Needle valve	.Nålventil	3
0570		83 51 413						
0580								
0590								
0600	5	83 64 242		(SOLEX)	X	GASKET SET, CARBURETOR	PACKNINGSSATS, FÖRGASARE	4
0610		83 05 823			1	.Washer, needle valve	.Bricka, nålventil	4
0620		83 05 773			1	.O-ring	.O-ring	2
0630		83 05 849			1	.Gasket, float chamber	.Packning, flottörhus	4
0640								
0650								
0660	6	83 61 644		(SOLEX)	X	NEEDLE VALVE SET, CARBURETOR	NÅLVENTILSATS, FÖRGASARE	3
0670		83 51 413			1	.Needle valve	.Nålventil	3
0680		83 05 823			1	.Washer	.Bricka	4



R 9305-90

Engine body  
Lubrication system  
Fuel system  
Inlet and exhaust system  
Cooling system  
Engine control  
Complete sets





R 9306-90

# 1-F06

Complete sets  
Engine

Satser  
Motor

1050	Pos	Part No/Art nr	Notes/Anmärkning	Qty/ Antal	Description	Benämning	S L
0020	1	88 17 256		X	KIT, FUEL HOSE	SATS, BRÄNSLESLANG	4
0030		93 63 359		1	.Hose	.Slang	5
0040		79 73 431		4	.Hose clamp	.Slangklamma	5
0050							
0060	2	75 09 128	(SOLEX)	X	SET, MODULATOR VALVE	MODULATORVENTILSATS	4
0080		75 09 136		1	.Diaphragm	.Membran	4
0090		93 52 063		1	.Cover	.Lock	6
0100		93 52 055		1	.Spring	.Fjäder	6
0110		75 76 732		3	.Sleeve	.Hylsa	6
0120		79 72 789		3	.Screw	.Skruv	5
0130							
0140	3	88 17 728	(9337502)	X	VALVE ADJUSTMENT SET	VENTILJUSTERSATS	2
0160		83 92 003	1)	3	.Plastic box	.Plastlåda	6
0170		83 08 215	1,78 MM	5	.Adjusting pallet	.Justerbricka	2
0180		83 08 223	1,83 MM	5	.Adjusting pallet	.Justerbricka	2
0190		83 08 231	1,88 MM	5	.Adjusting pallet	.Justerbricka	2
0200		83 08 249	1,93 MM	5	.Adjusting pallet	.Justerbricka	2
0210		83 08 256	1,98 MM	5	.Adjusting pallet	.Justerbricka	2
0220		83 08 264	2,03 MM	5	.Adjusting pallet	.Justerbricka	2
0230		83 08 272	2,08 MM	5	.Adjusting pallet	.Justerbricka	2
0240		83 08 280	2,13 MM	5	.Adjusting pallet	.Justerbricka	2
0250		83 08 298	2,18 MM	5	.Adjusting pallet	.Justerbricka	2
0260		83 08 306	2,24 MM	5	.Adjusting pallet	.Justerbricka	2
0270		75 24 275	2,27 MM	5	.Adjusting pallet	.Justerbricka	2
0280		75 24 291	2,29 MM, (8349169)	5	.Adjusting pallet	.Justerbricka	2
0290		75 24 317	2,31 MM	5	.Adjusting pallet	.Justerbricka	2
0300		75 24 333	2,33 MM, (8349185)	5	.Adjusting pallet	.Justerbricka	2
0310		75 24 358	2,35 MM	5	.Adjusting pallet	.Justerbricka	2
0320		75 24 374	2,37 MM, (8349201)	5	.Adjusting pallet	.Justerbricka	2
0330		75 24 390	2,39 MM	5	.Adjusting pallet	.Justerbricka	2
0340		75 24 416	2,41 MM, (8349227)	5	.Adjusting pallet	.Justerbricka	2
0350		75 24 432	2,43 MM	5	.Adjusting pallet	.Justerbricka	2
0360		75 24 457	2,45 MM, (8349243)	5	.Adjusting pallet	.Justerbricka	2
0370		75 24 473	2,47 MM	5	.Adjusting pallet	.Justerbricka	2
0380		75 24 499	2,49 MM, (8349268)	5	.Adjusting pallet	.Justerbricka	2
0390		75 24 515	2,51 MM	5	.Adjusting pallet	.Justerbricka	2
0400		75 24 531	2,53 MM, (8349284)	5	.Adjusting pallet	.Justerbricka	2
0410		75 24 556	2,55 MM	5	.Adjusting pallet	.Justerbricka	2
0420		75 24 572	2,57 MM, (8349300)	5	.Adjusting pallet	.Justerbricka	2
0430		75 24 598	2,59 MM	5	.Adjusting pallet	.Justerbricka	2
0440		75 24 614	2,61 MM, (8349326)	5	.Adjusting pallet	.Justerbricka	2
0450		75 24 630	2,63 MM	5	.Adjusting pallet	.Justerbricka	2
0460		75 24 655	2,65 MM, (8349342)	5	.Adjusting pallet	.Justerbricka	2
0470		75 24 671	2,67 MM	5	.Adjusting pallet	.Justerbricka	2
0480		75 24 697	2,69 MM, (8349367)	5	.Adjusting pallet	.Justerbricka	2
0490		75 24 713	2,71 MM	5	.Adjusting pallet	.Justerbricka	2
0500		75 24 739	2,73 MM, (8349383)	5	.Adjusting pallet	.Justerbricka	2
0510		75 24 754	2,75 MM	5	.Adjusting pallet	.Justerbricka	2
0520		75 24 770	2,77 MM, (8355042)	5	.Adjusting pallet	.Justerbricka	2
0530		75 24 796	2,79 MM	5	.Adjusting pallet	.Justerbricka	2
0540		75 24 812	2,81 MM, (8355067)	5	.Adjusting pallet	.Justerbricka	2
0550		75 24 838	2,83 MM	5	.Adjusting pallet	.Justerbricka	2
0560		75 24 853	2,85 MM, (8355083)	5	.Adjusting pallet	.Justerbricka	2
0570							

1. Not as separate spare part

SAAB genuine parts  
original reservdelar

SAAB 90 M85-87

1990-02

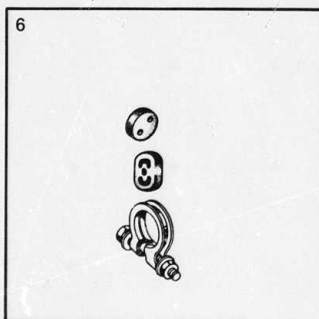
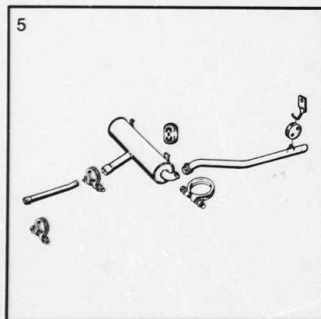
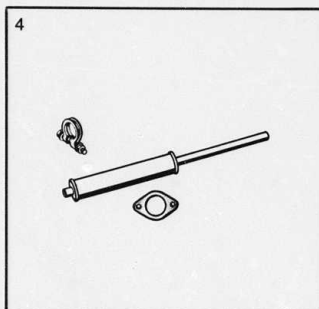
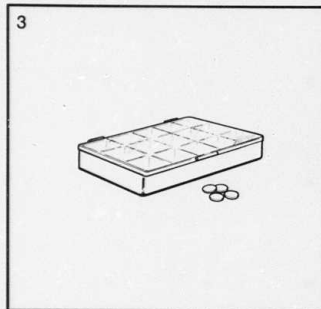
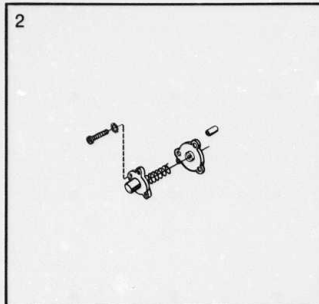
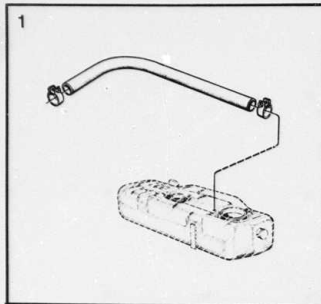
R9306

Page 02-053

## MASTER INDEX

- 0 General
  - 1 Tools
  - 2 Engine
  - 3 Electrical system, Instruments
  - 4 Transmission
  - 5 Brakes
  - 6 Front assembly, Steering
  - 7 Suspension, Wheels
  - 8 Body
  - 9 Tool, Labels
  - 10 Numerical register
- ## 2 GROUP INDEX
- Engine body
  - Lubrication system
  - Fuel system
  - Inlet and exhaust system
  - Cooling system
  - Engine control
  - Complete sets





R 9306-90

# 1-F08

Complete sets  
Engine

Satser  
Motor

1050	Pos	Part No/Art nr	K S	Notes/Anmärkningar	Qty/ Antal	Description	Benämning	S L
0580	4	88 17 835			X	KIT, FRONT MUFFLER	SATS, FRÄMRE LUDDÄMPARE	1
0600		75 33 615			1	Front muffler	Främre luddämpare	1
0610		83 86 450			2	Clamp	Klamma	1
0620		83 87 672			2	Gasket	Packning	1
0630				75/661595		Mounting instruction	Monteringsanvisning	
0640	5	88 17 850		10)	X	KIT, REAR MUFFLER	SATS, BAKRE LUDDÄMPARE	1
0650		75 33 631			1	Muffler	Luddämpare	1
0670		75 33 623			1	Exhaust pipe	Avgasrör	2
0680		83 86 450			2	Clamp	Klamma	1
0690		83 84 323			1	Clamp	Klamma	1
0700		93 28 105			2	Rubber suspension	Gummiupphängning	1
0710		93 65 727			1	Exhaust pipe	Avgasrör	1
0720		93 65 404			1	Rubber suspension	Gummiupphängning	1
0730		93 68 093			1	Suspension yoke	Upphångningsbygel	5
0740				75/661595	1	Mounting instruction	Monteringsanvisning	
0750	5	88 19 930		11)	X	KIT, REAR MUFFLER	SATS, BAKRE LUDDÄMPARE	1
0761		75 33 623		CENTRE	1	Exhaust pipe	Avgasrör	2
0762		75 33 631			1	Muffler	Luddämpare	1
0763		75 36 097		REAR	1	Exhaust pipe	Avgasrör	1
0764		83 84 323			1	Clamp	Klamma	1
0765		83 86 450			2	Clamp	Klamma	1
0766		93 28 105		FOR MUFFLER	2	Rubber suspension	Gummiupphängning	1
0767		93 65 404		FOR EXHAUST PIPE	1	Rubber suspension	Gummiupphängning	1
0768								
0769								
0770	6	88 18 577			X	MOUNTING KIT, REAR	MONTERINGSSATS, BAKRE	1
0780						MUFFLER AND PIPE	LUDDÄMPARE OCH RÖR	1
0800		83 86 450			2	Clamp	Klamma	1
0810		83 84 323			1	Clamp	Klamma	1
0820		93 28 105			2	Rubber suspension	Gummiupphängning	1
0830		93 65 404		(8386476)	1	Rubber suspension	Gummiupphängning	1

10. Ch. -G6007150.

11. Ch. G6007151-.

SAAB genuine parts  
original reservdelar

SAAB 90 M85-87

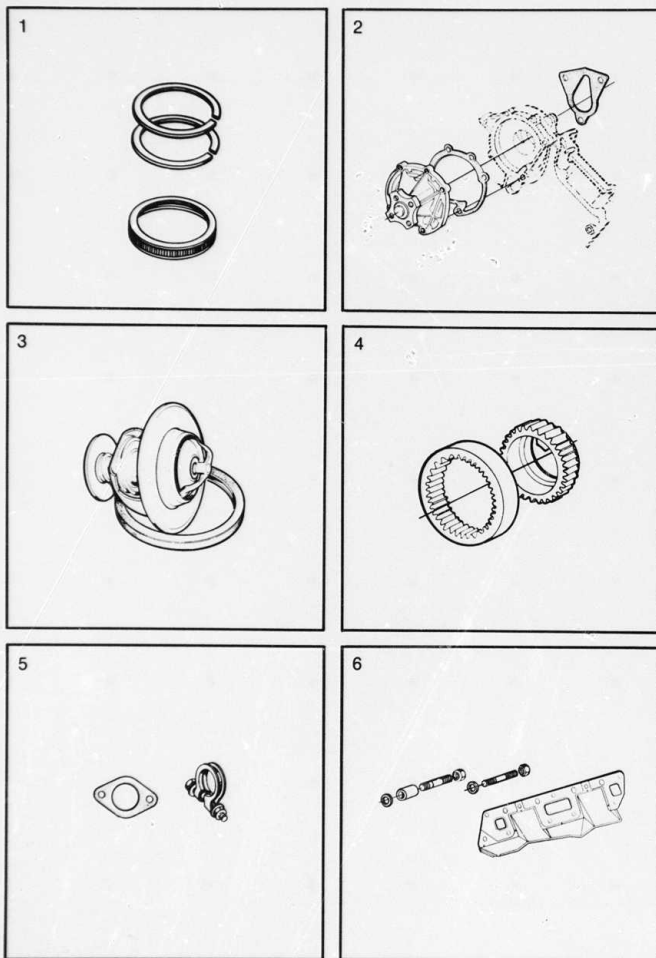
1990-02

R9306

Page  
Sets 02-055

## MASTER INDEX

0	General
1	Tools
2	Engine
3	Electrical system,
	Instruments
4	Transmission
5	Brakes
6	Front assembly,
	Steering
7	Suspension,
	Wheels
8	Body
9	Tool,
	Labels
10	Numerical
	register
2 GROUP INDEX	
	Engine body
	Lubrication system
	Fuel system
	Inlet and exhaust system
	Cooling system
	Engine control
	Complete sets



R 9307-90

# 1-F10

Complete sets  
Engine

Satser  
Motor

## MASTER INDEX

1100	Pos.	Part No./Art nr	K S	Notes/Anmärkningar	Qty/ Antal	Description	Benämning	S L
0010	1	75 20 513		STD	X	KIT, PISTON RINGS	KOLVRINGSSATS	3
0020		83 55 992	1)		1	.Compr. ring, upper	.Komp. ring, övre	6
0030		83 47 379	1)		1	.Compr. ring, lower	.Komp. ring, nedre	6
0040		83 49 771	1)		2	.Oil scraper	.Oljeskraper	6
0050		83 49 789	1)		1	.Spring ring	.Fjäddering	6
0060								
0070	1	75 20 521		OVERSIZE 0,50 MM	X	KIT, PISTON RINGS	KOLVRINGSSATS	3
0080		83 56 008	1)	OVERSIZE 0,50 MM	1	.Compr. ring, upper	.Komp. ring, övre	6
0090		83 51 942	1)	OVERSIZE 0,50 MM	1	.Compr. ring, lower	.Komp. ring, nedre	6
0100		83 51 967	1)		2	.Oil scraper	.Oljeskraper	6
0110		83 51 983	1)		1	.Spring ring	.Fjäddering	6
0120								
0130	1	75 20 539		OVERSIZE 1,0 MM	X	KIT, PISTON RINGS	KOLVRINGSSATS	3
0140		83 56 016	1)	OVERSIZE 1,0 MM	1	.Compr. ring, upper	.Komp. ring, övre	6
0150		83 51 959	1)	OVERSIZE 1,0 MM	1	.Compr. ring, lower	.Komp. ring, nedre	6
0160		83 51 975	1)		2	.Oil scraper	.Oljeskraper	6
0170		83 51 991	1)		1	.Spring ring	.Fjäddering	6
0180								
0190	2	88 17 900			X	COOLENT PUMP ASSY	KYLVÄTSKEPUMP KPL	2
0200		75 07 460	1)		1	.Coolent pump	.Kylvätskepump	2
0210		93 53 442			1	.Gasket	.Packning	2
0220		93 54 978			1	.Gasket	.Packning	2
0230								
0240	3	93 37 379		89° C	X	KIT, THERMOSTAT	SATS, THERMOSTAT	1
0250		93 14 865			1	.Thermostat	.Termostat	6
0260		83 52 692			1	.Gasket	.Packning	2
0270								
0280	4	88 17 561			X	KIT, IMPELLER, OIL PUMP	SATS, PUMPHJUL FÖR OLJEPUMP	5
0290								
0300		75 15 588			1	.Impeller	.Pumphjul	5
0310		75 15 596			1	.Impeller	.Pumphjul	5
0320								
0330	5	88 18 197			X	MOUNTING KIT, FRONT MUFFLER	MONTERINGSSATS, FRÄMRE LUDDÄMPARE	2
0340								
0350		83 86 450			2	.Clamp	.Klamma	1
0360		83 87 672			2	.Gasket	.Packning	1
0370								
0380								
0390	6	88 17 280			X	MOUNTING KIT, EXHAUST MANIFOLD	MONTERINGSSATS, AVGASSAMLARE	5
0400				(9306804)	3	.Screw	.Skruv	5
0410		75 21 081		ALT. 9306796	1	.Screw	.Skruv	5
0420		93 50 588			4	.Screw	.Skruv	5
0430		93 06 820			7	.Nut	.Mutter	3
0440		93 06 812			4	.Spacer	.Distans	3
0450		80 73 249			7	.Washer	.Bricka	5
0460		75 61 772			1	.Gasket	.Packning	2

1. Not as separate spare part

SAAB genuine parts  
original reservdelar

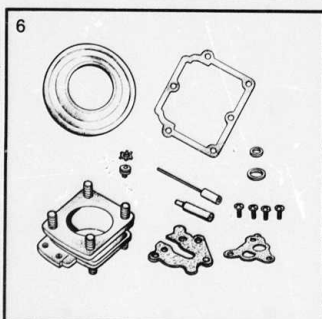
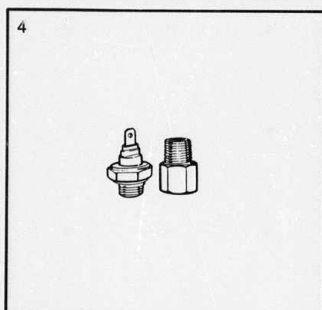
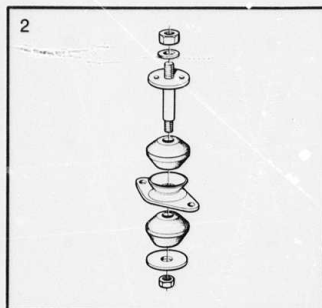
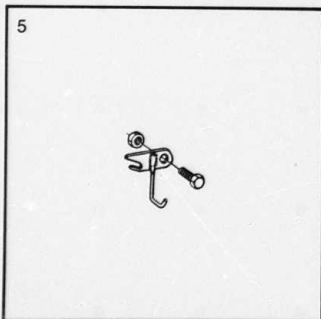
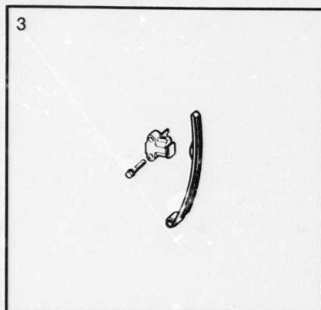
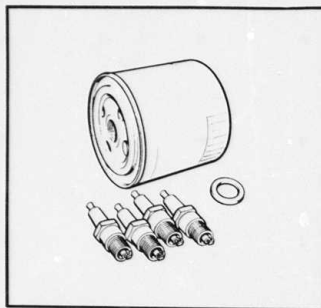
SAAB 90 M85-87

1990-02

R9307

Page 02-057

0	General
1	Tools
2	Engine
3	Electrical system, Instruments
4	Transmission
5	Brakes
6	Front assembly, Steering
7	Suspension, Wheels
8	Body
9	Tool, Labels
10	Numerical register
2	GROUP INDEX
	Engine body
	Lubrication system
	Fuel system
	Inlet and exhaust system
	Cooling system
	Engine control
	Complete sets



R 9308-90

# 1-F12


Complete sets  
Engine

Satser  
Motor

## MASTER INDEX

1150	Pos	Part No/Art nr	K S	Notes/Anmärkningar	Qty/ Antal	Description	Benämning	S L
	1	88 17 348			X	SERVICE PACKAGE	SERVICEPAKET	1
0340		93 09 576			1	.Oil filter	.Oljefilter	1
0360		87 18 439			1	.Gasket	.Packning	1
0370		83 50 076			4	.Spark plug	.Tändstift	1
0380								
0390	2	93 23 809			X	REPAIR KIT, ENGINE	SATS, BYTTE FRÄMRE	3
0400						CUSHION FRONT	MOTORKUDDE	
0410		75 47 227			2	.Rubber cushion	.Gummikudde	3
0420		83 35 028			1	.Bracket	.Fäste	6
0430		93 23 775			1	.Washer	.Bricka	4
0440		93 24 765			2	.Nut	.Mutter	5
0450		93 23 791			1	.Screw	.Skruv	4
0460		80 73 108			1	.Washer	.Bricka	5
0470								
0480	3	88 17 405			X	.KIT, CHAIN TENSIONER	.SATS, KEDJESTRÄCKARE	3
0500		93 58 672			1	.Chain tensioner	.Kedjesträckare	3
0510		93 58 680			1	.Chain guide	.Kedjestyrning	3
0520		81 25 064			2	.Screw	.Skruv	5
0540								
0560	4	88 18 528		1985	X	KIT, OIL WARNING CONTACT	SATS, OLJETRYCKSGIVARE	3
0600		75 22 402			1	.Oil warning contact	.Oljetrycksgivare	6
0620		75 64 248			1	.Adapter	.Adapter	6
0640								
0660	5	75 38 440		-1986	X	KIT, REAR SUSPENSION EXHAUST PIPE	SATS, BAKRE UPPHÄNGNING AV GASRÖR	2
0680		75 37 145			1	.Suspension	.Upphängning	5
0700		79 70 353			2	.Screw	.Skruv	5
0720		79 78 620			2	.Locking nut	.Låsmutter	3
0740								
0760								
0780	6	88 18 767		(SOLEX)	X	REPAIR KIT, CARBURETOR	REP. SATS, FÖRGASARE	6
0820		75 08 203			1	.Gasket	.Packning	4
0840		83 05 849			1	.Gasket	.Packning	4
0860		83 08 892			1	.Screw	.Skruv	5
0880		83 09 064			1	.Washer	.Bricka	4
0900		83 09 072			1	.Washer	.Bricka	4
0920		83 64 192			1	.Clip	.Clips	3
0940		83 65 850			1	.Jet	.Munstycke	4
0960		83 66 312			1	.Fuel needle	.Bränslenål	4
0980		83 68 334			1	.Gasket	.Packning	4
1000		83 69 647			1	.Gasket	.Packning	4
1020		83 88 670			1	.Diaphragm	.Membran	1
1040		93 08 792			1	.Adjusting screw	.Justerskruv	3

0	General	1
1	Tools	1
2	Engine	1
3	Electrical system, Instruments	1
4	Transmission	1
5	Brakes	1
6	Front assembly, Steering	1
7	Suspension, Wheels	2
8	Body	2
9	Tool, Labels	2
10	Numerical register	2
2 GROUP INDEX		
3	Engine body	1
6	Lubrication system	1
1	Fuel system	1
1	Inlet and exhaust system	1
5	Cooling system	1
3	Engine control	1
6	Complete sets	1



F2457 - 90

# 1-F14

Complete sets  
**Engine**

Satser  
**Motor**

1200	Pos	Part No/Art nr	K S	Notes/Anmärkningar	Qty/ Antal	Description	Benämning	S L
	1	• 88 19 187		FRONT	X	KIT, CATALYTIC CONVERTER	SATS.KATALYTISKREAKTOR	4
0010		• 40 15 616		"ENDAST BLYFRI BENSIN"	1	.Exhaust pipe	.Avgasrör	2
0020		• 75 37 764		FOR FUEL TANK LID	1	.Label	.Etikett	4
0030								
0040		79 10 540			2	.Washer	.Bricka	5
0050		79 10 557			3	.Washer	.Bricka	5
0060		• 79 22 503			2	.Screw	.Skruv	5
0070		• 79 70 437			2	.Cage nut	.Korgmutter	5
0080		80 74 106			13	.Nut	.Mutter	5
0090		80 83 941			3	.Screw	.Skruv	5
0100		• 83 49 804			1	.Heat protection	.Värmesköld	3
0110		• 83 28 726			1	.Sealing ring	.Tätningsring	3
0120		• 83 28 759		CENTRE	1	.Exhaust pipe	.Avgasrör	1
0130		• 83 87 052			1	.Gasket	.Packning	1
0140		83 87 672			2	.Gasket	.Packning	1
0150		• 89 82 209			1	.Filler cap	.Tanklock	2
0160		• 75 33 797			1	.Catalytic converter	.Katalytisk reaktor	4
0170		• 93 35 118		"ENDAST BLYFRI BENSIN"	1	.Filler pipe	.Påfyllningsrör	5
0180		• 96 82 535		FOR INSTRUMENT PANEL	1	.Sign	.Textbricka	5
0190								
0200								
0210								

## MASTER INDEX

0	General	1-
1	Tools	1-
2	Engine	1-
3	Electrical system,	
	Instruments	1-
4	Transmission	1-
5	Brakes	1-
6	Front assembly,	
	Steering	1-
7	Suspension,	
	Wheels	2-
8	Body	2-
9	Tool,	
	Labels	2-
10	Numerical	
	register	2-

## 2 GROUP INDEX

Engine body	1
Lubrication system	1
Fuel system	1
Inlet and exhaust system	1
Cooling system	1
Engine control	1
Complete sets	1

F16

MASTER INDEX

0	General	1-A0
1	Tools	1-B0
2	Engine	1-D0
3	Electrial system, Instruments	1-G0
4	Transmission	1-I02
5	Brakes	1-K02
6	Front assembly, Steering	1-L02
7	Suspension, Wheels	2-A0
8	Body	2-B0
9	Tool, Labels	2-G0
10	Numerical register	2-H0



F18

MASTER INDEX

0	General	1-A02
1	Tools	1-B02
2	Engine	1-D02
3	Electrial system, Instruments	1-G02
4	Transmission	1-H02
5	Brakes	1-K02
6	Front assembly, Steering	1-L02
7	Suspension, Wheels	2-A02
8	Body	2-B02
9	Tool, Labels	2-G02
10	Numerical register	2-H02

## MASTER INDEX

0	General	1-A02
1	Tools	1-B02
2	Engine	1-D02
3	Electrical system, Instruments	1-G02
4	Transmission	1-I02
5	Brakes	1-K02
6	Front assembly, Steering	1-L02
7	Suspension, Wheels	2-A02
8	Body	2-B02
9	Tool, Labels	2-G02
10	Numerical register	2-H02

F22

MASTER INDEX

0	General	1-A02
1	Tools	1-B02
2	Engine	1-D02
3	Electrial system, Instruments	1-G02
4	Transmission	1-H02
5	Brakes	1-K02
6	Front assembly, Steering	1-L02
7	Suspension, Wheels	2-A02
8	Body	2-B02
9	Tool, Labels	2-G02
10	Numerical register	2-H02

## MASTER INDEX

0	General	1-A02
1	Tools	1-B02
2	Engine	1-D02
3	Electrical system, Instruments	1-G02
4	Transmission	1-I02
5	Brakes	1-K02
6	Front assembly, Steering	1-L02
7	Suspension, Wheels	2-A02
8	Body	2-B02
9	Tool, Labels	2-G02
10	Numerical register	2-H02

# 3

Elektriskt system, Instrument  
Electrical system, Instruments  
Elektrisches system, Instrumente  
Équipement électrique, Instruments  
Sistema eléctrico, Instrumentos

Electrical system

Elektriskt system

## 1-G02

0050  
0080  
0100  
0120  
0160  
0220  
0240  
0260  
0280  
0300  
0435  
0440  
0460  
0500  
0560  
0570  
0580  
0620  
0640  
0660  
0680  
0700  
0720  
0760  
0800  
0840  
0860  
0930  
0940  
0960  
1000  
1020  
1060  
1070  
1080  
1090  
1100  
1120  
1140  
1190  
1240  
1260  
1280  
1300  
1310  
1435  
1440  
1460  
1500  
1560  
1570  
1580  
1620  
1640  
1660  
1680  
1700  
1720  
1760  
1800  
1840  
1860  
1930  
1940  
1960  
2000  
2020  
2040  
2050

### CONTENTS

<b>Battery and battery cables</b> .....	3 : 5	1-G06
<b>Alternator</b> .....	3 : 7	1-G08
<b>Starter</b> .....	3 : 9	1-G10
<b>Ignition system:</b>		
Ignition coil, cables, spark plugs, ignition and starter switch and ignition resistance unit .....	3 : 11	1-G12
Distributor, Bosch .....	3 : 13	1-G14
<b>Lighting:</b>		
Headlights, Halogen .....	3 : 15	1-G16
Direction indic/parking and side position lights .....	3 : 17	1-G18
Tail light, license plate light .....	3 : 19	1-G20
Other lights .....	3 : 21	1-G22
<b>Electrical equipment, other:</b>		
Signal horn .....	3 : 23	1-G24
Signal button, etc .....	3 : 25	1-H02
Windshield wipers .....	3 : 27	1-H04
Headlight wipers .....	3 : 29	1-H06
Windshield- and headlight washer .....	3 : 31	1-H08
Controls and switches .....	3 : 33	1-H10
<b>Wiring and fuses:</b>		
Wiring, terminal board, etc .....	3 : 37	1-H14
Replacement cable terminals .....	3 : 39	1-H16
Connectors, etc .....	3 : 41	1-H18
Fuse box, fuses .....	3 : 43	1-H20
Instruments .....	3 : 45	1-H22
<b>Complete sets</b>		
Electrical system .....	3 : 47	1-H24
<b>INNEHÅLLSFÖRTECKNING.</b>		
<b>Batteri och batterikablar</b> .....	3 : 5	1-G06
<b>Generator</b> .....	3 : 7	1-G08
<b>Startmotor</b> .....	3 : 9	1-G10
<b>Tändsystem:</b>		
Tändspole, tändkablar, tändstift, tänd- och startkontakt och förkopplingsmotstånd .....	3 : 11	1-G12
Tändfördelare, Bosch .....	3 : 13	1-G14
<b>Belysning:</b>		
Strålkastare, Halogen .....	3 : 15	1-G16
Blink/parkerlykta och sidomarkeringslykta .....	3 : 17	1-G18
Baklykta, nummerplåtbelysning .....	3 : 19	1-G20
Övrig belysning .....	3 : 21	1-G22
<b>Övrig elektrisk utrustning:</b>		
Signalhorn .....	3 : 23	1-G24
Signalkontakt, etc .....	3 : 25	1-H02
Vindrutetorkare .....	3 : 27	1-H04
Strålkastartorkare .....	3 : 29	1-H06
Vindrute- och strålkastarspolare .....	3 : 31	1-H08
Manöverdon och kontakter .....	3 : 33	1-H10
<b>Ledningar och säkringar:</b>		
Ledningar, kopplingsplintar, etc .....	3 : 37	1-H14
Kompletteringskabelskor .....	3 : 39	1-H16
Säkringsdosor, kontaktbox, etc .....	3 : 41	1-H18
Säkringsdosor, säkringar .....	3 : 43	1-H20
Instrument .....	3 : 45	1-H22
<b>Satser</b>		
Elektriskt system .....	3 : 47	1-H24

### MASTER INDEX

- 0 General
- 1 Tools
- 2 Engine
- 3 Electrical system, Instruments
- 4 Transmission
- 5 Brakes
- 6 Front assembly, Steering
- 7 Suspension, Wheels
- 8 Body
- 9 Tool, Labels
- 10 Numerical register

### 3 GROUP INDEX

- Battery and battery cables
- Alternator
- Starter
- Ignition system
- Lighting
- Electrical equipment, other
- Wiring and fuses
- Complete sets



## 1-G03

## INHALTSVERZEICHNIS.

Batterie, Batterieleitungen	3 : 5	1-G06
Lichtmaschine	3 : 7	1-G08
Anlasser	3 : 9	1-G10
<b>Zündsystem:</b>		
Zündsystem, Zündkabeln, Zündkerzen, Zünd- und, Anlasserkontakt	3 : 11	1-G12
und Serienvorstand		
Zündverteiler, Bosch	3 : 13	1-G14
<b>Beleuchtung:</b>		
Scheinwerfer, Halogen	3 : 15	1-G16
Blink- und Parkleuchte und Seitmarkierungsleuchte	3 : 17	1-G18
Schlussleuchte, Nummernschildbeleuchtung	3 : 19	1-G20
Übrige Beleuchtung	3 : 21	1-G22
<b>Sonstige elektrische Ausrüstung:</b>		
Signalhupe	3 : 23	1-G24
Signalkontakte usw	3 : 25	1-H02
Scheibenwischer	3 : 27	1-H04
Scheinwerferwischer	3 : 29	1-H06
Scheibenwischer - Scheinwerferwischer	3 : 31	1-H08
Elektrische Steuereinheit und Kontakte	3 : 33	1-H10
<b>Leitungen und Sicherungen:</b>		
Leitungen, Leitungskupplungen usw	3 : 37	1-H14
Ersetzen Kabelschuhe	3 : 39	1-H16
Kabelverbinder, Kontaktgehäuse usw	3 : 41	1-H18
Sicherungsdose, Sicherungen	3 : 43	1-H20
Instrumente	3 : 45	1-H22
<b>Komplette sätze</b>		
Elektrisches system	3 : 47	1-H24

## TABLE DES MATIERES

Batterie et câbles de batterie	3 : 5	1-G06
Alternateur	3 : 7	1-G08
Démarrateur	3 : 9	1-G10
<b>Système d'allumage:</b>		
Bobine, câbles, bougies, serrure de contact et de démarrage et résistance	3 : 11	1-G12
de série		
Distributeur d'allumage, Bosch	3 : 13	1-G14
<b>Eclairage</b>		
Phares, Halogène	3 : 15	1-G16
Clignotant/feu statinement et feu position	3 : 17	1-G18
Lanterne AR, éclairage plaque de police	3 : 19	1-G20
Autre éclairage	3 : 21	1-G22
<b>Autre équipement électrique</b>		
Avertisseur sonore	3 : 23	1-G24
Contact d'avertisseur, etc	3 : 25	1-H02
Essuie-glace	3 : 27	1-H04
Essuie-phares	3 : 29	1-H06
Lave-glace et lave-phares	3 : 31	1-H08
Dispositifs de commande et contacts	3 : 33	1-H10
<b>Conduites et fusibles:</b>		
Conduites, manchons de raccordement, etc	3 : 37	1-H14
Cosses de câble AMP	3 : 39	1-H16
Bloc de raccordement, connecteurs, etc	3 : 41	1-H18
Boîte de fusibles, fusibles	3 : 43	1-H20
Instrument	3 : 45	1-H22
<b>Jeux complets</b>		
Équipement électrique	3 : 47	1-H24

0050

4300

4320

4340

4395

4440

4480

4500

4510

4635

4640

4660

4700

4760

4770

4780

4820

4840

4860

4880

4900

4920

4960

5000

5040

5060

5150

5160

5180

5220

5240

5260

5280

## 1-G04

## SUMARIO

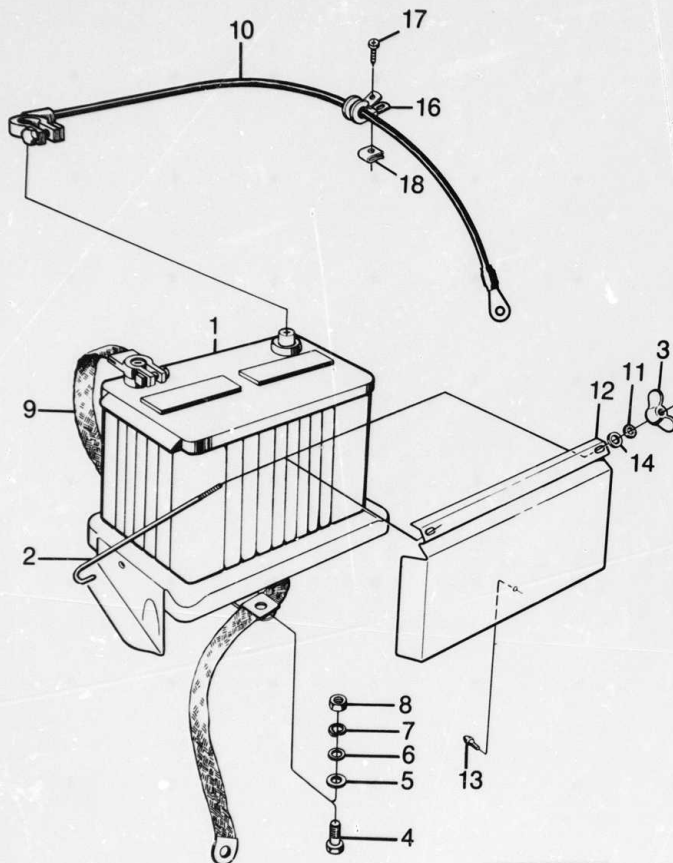
Batería y cables de batería	3 : 5	1-G06
Alternador	3 : 7	1-G08
Motor de arranque	3 : 9	1-G10
<b>Sistema de encendido:</b>		
Bobina, cables, bujías, cerradura de contacto y de arranque y resistencia de serie	3 : 11	1-G12
Distribuidor, Bosch	3 : 13	1-G14
<b>Alumbrado</b>		
Faros, halógeno	3 : 15	1-G16
Intermitente/luz aparcamiento y de posición	3 : 17	1-G18
Luz de cola de matrícula	3 : 19	1-G20
Otro alumbrado	3 : 21	1-G22
<b>Otro equipo eléctrico:</b>		
Señal acústica	3 : 23	1-G24
Contacto de señal acústica, acolchado, etc	3 : 25	1-H02
Limpiaaparabrisas	3 : 27	1-H04
Limpiaacristales de faro	3 : 29	1-H06
Lavaparabrisas y lavacristales de faro	3 : 31	1-H08
Dispositivos de mando y contactos	3 : 33	1-H10
<b>Conductos y fusibles</b>		
Conductos, manguitos de conexión, etc	3 : 37	1-H14
Terminales de cable AMP	3 : 39	1-H16
Bloques de conexión, contactores, etc	3 : 41	1-H18
Caja de fusibles	3 : 43	1-H20
Instrumentos	3 : 45	1-H22
<b>Juegos completos</b>		
Sistema eléctrico	3 : 47	1-H24

## MASTER INDEX

0	General
1	Tools
2	Engine
3	Electrical system, Instruments
4	Transmission
5	Brakes
6	Front assembly, Steering
7	Suspension, Wheels
8	Body
9	Tool, Labels
10	Numerical register

## 3 GROUP INDEX

Battery and battery cables
Alternator
Starter
Ignition system
Lighting
Electrical equipment, other
Wiring and fuses
Complete sets



R 6213-90

# 1-G06

## Battery Battery and battery cables

## Batteri Batteri och batterikablar

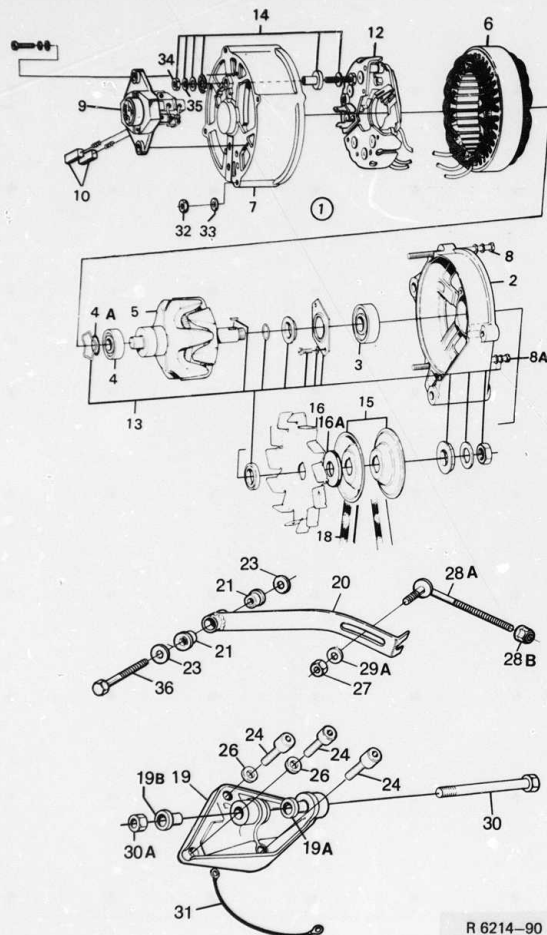
0100	Pos	Part No/Art nr	K	S	Notes/Anmärkningar	Qty/ Antal	Description	Benämning	S	L
0115	1				SEE ACCESSORIES CATALOGUE	1	Battery, 60Ah	Batteri, 60Ah		
0120	2	73 26 580				2	Hook	Hake		
0200	3	79 70 460				2	Wing nut	Vingmutter		
0230	4	79 35 877				1	Screw	Skruv		
0240	5	79 16 497				1	Washer	Bricka		
0280	6	80 29 969				1	Washer	Bricka		
0300	7	79 10 540				1	Washer	Bricka		
0320	8	79 14 690				1	Nut	Mutter		
0360	9	85 18 904			GROUND	1	Battery cable	Batterikabel		
0420	10	85 96 181			STARTER	1	Battery cable	Batterikabel		
0500	11	79 15 564				2	Washer	Bricka		
0580	12	85 30 370				1	Heat guard	Strålningskydd		
0600	13	70 27 659				3	Plug	Plugg		
0620	14	80 29 969				2	Washer	Bricka		
0690	16	85 66 135				3	Clamp	Klamma		
0700	17	82 67 205				3	Screw	Skruv		
0720	18	82 67 098				3	Clip	Clip		

### MASTER INDEX

- 0 General
- 1 Tools
- 2 Engine
- 3 Electrical system, Instruments
- 4 Transmission
- 5 Brakes
- 6 Front assembly, Steering
- 7 Suspension, Wheels
- 8 Body
- 9 Tool, Labels
- 10 Numerical register

### 3 GROUP INDEX

- Battery and battery cables
- Alternator
- Starter
- Ignition system
- Lighting
- Electrical equipment, other
- Wiring and fuses
- Complete sets



# 1-G08

Alternator, Bosch

Generator, Bosch

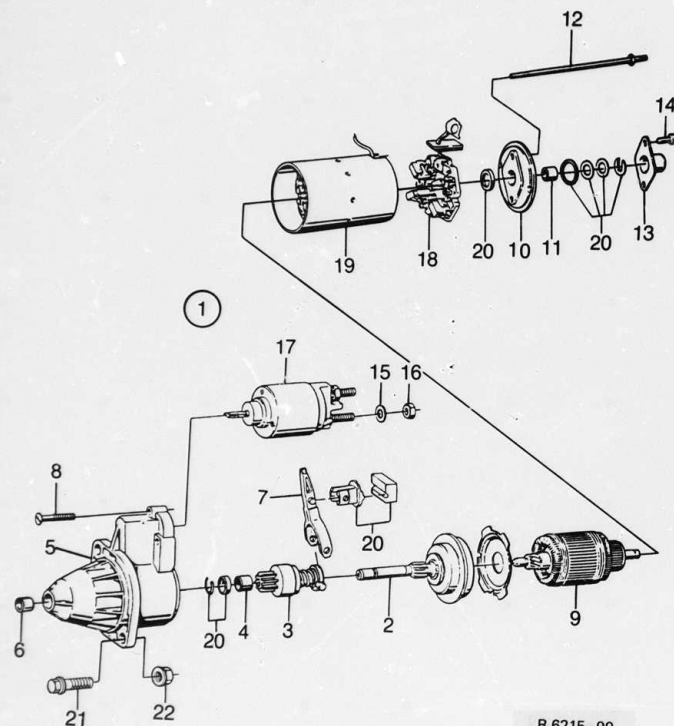
## MASTER INDEX

Pos	Part No/Art nr	K S	Notes/Anmärkningar	Qty/ Antal	Description	Benämning	S L
0025	1	85 71 838	70A	1	Alternator assy	Generator kpl	5
0060	2	85 71 879		1	Drive end with bearing	.Drivlager	6
0140	3	85 72 026		1	Bearing	.Kullager	3
0160	4	85 72 034		1	Bearing	.Kullager	4
0165	4A	85 65 590		1	O-ring	.O-ring	4
0200	5	85 71 887		1	Rotor	.Rotor	6
0240	6	85 71 861		1	Stator	.Stator	6
0280	7	85 71 895		1	Slip ring bearing	.Släpplingslager	6
0300	8	85 71 911		3	Screw	.Skruv	6
0310	8A	85 72 042		1	Charging regulator	.Laddningsregulator	2
0340	9	85 71 846		1	Brush set	.Borstatts	3
0360	10	85 72 638	S	1	Rectifier unit	.Likriktarenhet	6
0420	12	85 71 903		1	Part kit rotor	.Delsats rotor	6
0440	13	85 72 653	S	1	Part kit connection B	.Delsats anslutning B	6
0460	14	85 51 673	S (85585 12)	1	Belt pulley	Remskiva	5
0480	15	85 78 569		1	Guide disc	.Styrskiva	4
0500	16A	85 78 577		1	Fan disc	.Fläktskiva	6
0510	16	85 50 147		1	V-belt	.Kilrem	1
0520	18	93 41 314	(93235 10)	1	Bracket	.Fäste	4
0620	19	75 11 314		1	Rubber bushing	.Gummibussning	6
0670	19A	75 10 308		1	Rubber bushing	.Gummibussning	6
0680	19B	75 10 332		1	Bar	.Stag	5
0681	19B	75 10 332		1	Bushing	.Bussning	4
0690	20	75 18 947		2	Washer	.Bricka	5
0695	21	93 54 770		3	Screw	.Skruv	5
0775	23	73 11 772		3	Washer	.Bricka	5
0780	24	80 98 089		1	Nut	.Mutter	5
0795	26	80 29 985		1	Adjusting screw	.Ställskruv	5
0800	27	80 74 106		1	Nut	.Mutter	3
0823	28A	75 42 806		1	Washer	.Bricka	5
0824	28B	79 71 922		1	Screw	.Skruv	5
0828	29A	80 29 985		1	Nut	.Mutter	5
0840	30	80 84 071		1	Washer	.Bricka	5
0850	30A	80 74 106		1	Nut	.Mutter	5
0880	31	85 87 222	(8568305)	1	Grounding cable	.Jordkabel	6
0920	32	80 29 548		1	Nut	.Mutter	5
0940	33	79 33 815		1	Washer	.Bricka	5
0960	34	80 29 555		1	Nut	.Mutter	5
0980	35	79 10 540		1	Washer	.Bricka	5
0995	36	93 54 960		1	Screw	.Skruv	5
1000		85 72 653	see page 3-047, 1-H24	1	Part kit, rotor	.Delsats, rotor	6
1040		93 37 593	see page 3-047, 1-H24	X	Repair kit, alternator bracket	.Rep. sats, generator fäste	6

0	General
1	Tools
2	Engine
3	Electrical system, Instruments
4	Transmission
5	Brakes
6	Front assembly, Steering
7	Suspension, Wheels
8	Body
9	Tool, Labels
10	Numerical register

## 3 GROUP INDEX

Battery and battery cables
Alternator
Starter
Ignition system
Lighting
Electrical equipment, other
Wiring and fuses
Complete sets



R 6215-90

# 1-G10

## Starter

## Startmotor

0350	Pos	Part No/Art nr	K S	Notes/Anmärkningar	Qty/ Antal	Description	Benämning	S I
0020	1	40 17 299		(9376799,7532153)	1	Starter assy	Startmotor kpl	5
0040	2	75 27 716	8)		1	Planetary gear	Planetväxel	5
0050	2	75 35 255	9)		1	Planetary gear	Planetväxel	5
0060	3	75 27 724			1	Starter drive	Startmotordrev	3
0080	4	75 27 732			2	Bearing bushing	Lagerbussning	5
0100	5	75 27 740	8)		1	Drive end bracket	Drevhus	6
0110	5	75 35 263	9)		1	Drive end bracket	Drevhus	6
0120	6	75 27 757			1	Bearing bushing	Lagerbussning	6
0140	7	75 27 765			1	Engaging lever arm	Kopplingsarm	6
0160	8	75 27 773	8)		3	Screw	Skruv	5
0170	8	75 35 271	9)		3	Screw	Skruv	5
0180	9	75 27 781	8)		1	Rotor	Rotor	5
0190	9	75 35 289	9)		1	Rotor	Rotor	5
0200	10	75 27 799	8)		1	Commutator bearing	Kommutatorlager	6
0210	10	75 35 297	9)		1	Commutator bearing	Kommutatorlager	6
0220	11	75 27 807			1	Bearing bushing	Lagerbussning	3
0240	12	75 27 815	8)		2	Screw	Skruv	5
0250	2	75 35 305	9)		2	Screw	Skruv	5
0260	13	75 27 823	8)		1	Cover cap	Kapsel	6
0270	13	75 35 313	9)		1	Cover cap	Kapsel	6
0280	14	75 27 831	8)		2	Screw	Skruv	5
0290	14	75 35 321	9)		2	Screw	Skruv	5
0300	15	75 27 849			1	Washer	Bricka	5
0320	16	78 14 619	8)		1	Nut	Mutter	5
0330	16	75 35 339	9)		1	Nut	Mutter	5
0340	17	75 27 856			1	Starter solenoid	Manövermagnet	3
0360	18	75 27 864			1	Brush plate	Borstplatta	6
0380	19	75 27 872			1	Field winding	Fältindring	6
0400	20	75 27 880			1	Set of washer	Bricksats	6
0420	21	79 76 939			2	Screw	Skruv	5
0440	22	79 75 220			2	Nut	Mutter	5

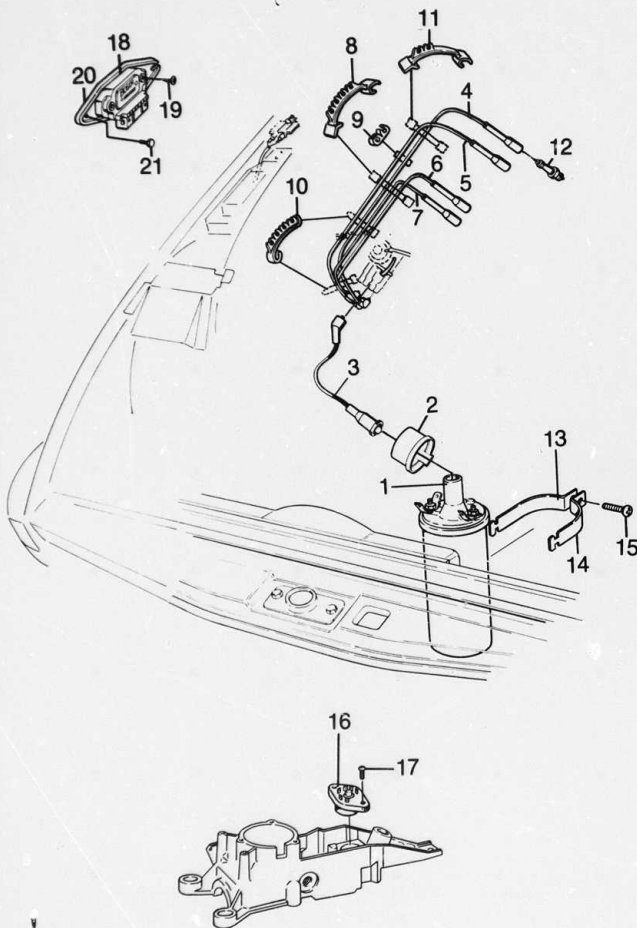
8. Ch. --G6001503  
9. Ch. G6001504--

### MASTER INDEX

0	General	5
1	Tools	5
2	Engine	5
3	Electrical system,	5
	Instruments	3
4	Transmission	5
5	Brakes	6
6	Front assembly,	6
	Steering	6
7	Suspension,	5
	Wheels	5
8	Body	5
9	Tool,	6
	Labels	6
10	Numerical	5
	register	5

### 3 GROUP INDEX

Battery and battery cables	5
Alternator	5
Starter	5
Ignition system	3
Lighting	6
Electrical equipment, other	6
Wiring and fuses	6
Complete sets	5



R 6216-90

# 1-G12

Ignition system  
Ignition coil, cables,  
etc.

Tändsystem  
Tändspole  
tändkablar, etc.

0400	Pos	Part No/Art nr	K S	Notes/Anmärkning	Qty/ Antal	Description	Benämning	S L
0060	1	85 73 834			1	Ignition coil	Tändspole	4
0080	2	85 66 374			1	Cover	Skydd	4
0240	3	75 11 157			1	Ignition cable distributor/coil	Tändkabel tändfördelare/spole	3
0260								
0454	4	75 61 061		(9355884), CYL 1	1	Ignition cable	Tändkabel	3
0460	5	75 61 079		(9355882), CYL 2	1	Ignition cable	Tändkabel	3
0615	6	75 61 087		(9355900), CYL 3	1	Ignition cable	Tändkabel	3
0620	7	75 61 095		(9355918), CYL 4	1	Ignition cable	Tändkabel	3
0765	8	93 58 086			1	Retainer	Tändkabelhållare	2
0770	9	93 53 673			1	Retainer	Hållare	2
0775	10	93 58 102			2	Retainer	Hållare	2
0776	11	93 58 094			1	Retainer	Hållare	2
0780	12	83 09 486		CHAMPION N-11Y	4	Spark plug	Tändstift	2
0800				40/232 148 007				
0820	12	83 88 514		BOSCH W 175 T 30	4	Spark plug	Tändstift	1
0840				40/234 107 001				
0900	12	83 50 076		NGK BP-6 ES	4	Spark plug	Tändstift	1
0920				40/236 160 008				
0940	12	88 12 810		AUTOLITE AG 22	4	Spark plug	Tändstift	1
0960				40/230 121 006				
0980	12	75 15 075		CHAMPION N9YC	4	Spark plug	Tändstift	1
1120	13	83 20 467		LH	1	Clamp	Klamma	4
1140	14	83 20 475		RH	1	Clamp	Klamma	1
1180	15	80 59 586			1	Screw	Skruv	5
1230	16	85 67 505			1	Ignition and starter switch	Tänd- och startkontakt	4
1231								
1240	17	79 34 300			2	Screw	Skruv	5
1260	18	85 73 826		-1985	1	Power stage	Effektsteg	5
1270	18	93 90 220		1986-	1	Power stage	Effektsteg	5
1280	19	79 73 381			2	Screw	Skruv	5
1300	20	85 74 816			1	Cooler plate	Kylplatta	5
1320	21	79 73 175			2	Screw	Skruv	5
1340		93 37 346		see page 3-047, 1-H24	X	Set, ignition cables	Sats, tändkablar	5

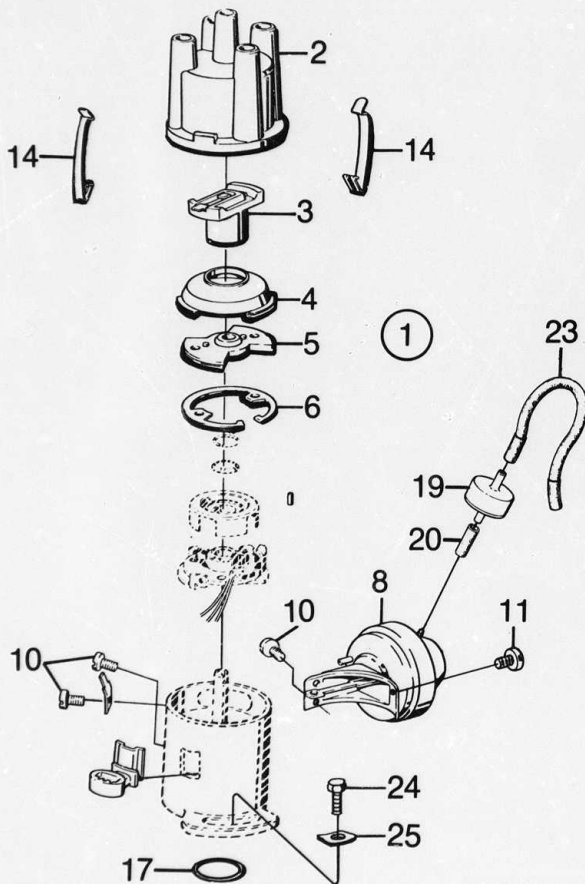
## MASTER INDEX

0	General	1-
1	Tools	1-
2	Engine	1-
3	Electrical system, Instruments	1-
4	Transmission	1-
5	Brakes	1-
6	Front assembly, Steering	1-
7	Suspension, Wheels	2-
8	Body	2-
9	Tool, Labels	2-
10	Numerical register	2-

## 3 GROUP INDEX

5	Battery and battery cables	1-
5	Alternator	1-
5	Starter	1-
4	Ignition system	1-
5	Lighting	1-
5	Electrical equipment, other	1-
5	Wiring and fuses	1-
5	Complete sets	1-





R 9310-90

# 1-G14

Ignition system  
Distributor,  
breakerless system 1984-

Tändsystem  
Tändfördelare,  
brytarlöst system 1984-

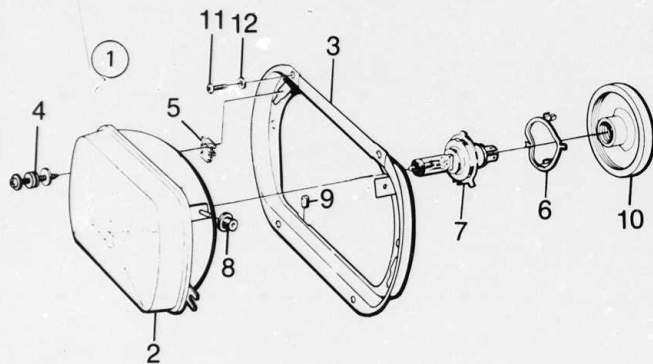
Pos	Part No/Ärt nr	K S	Notes/Anmärkningar	Qty/ Antal	Description	Benämning	S 4
0750	1	75 01 570		1	Distributor assy	Tändfördelare, kpl	5
0020	2	75 01 216		1	Distributor cap	Fördelarlock	2
0040	3	93 55 488		1	Distributor arm	Fördelararm	3
0060	4	93 51 610		1	Dust protective	Dammskydd	6
0080	5	93 55 496		1	Bearing cap	Lagersköld	5
0090	6	93 51 636		1	Lock ring	Låsring	5
0100	8	75 18 541		1	Vacuum control unit	Vakuumregulator	4
0120	10	93 55 470		4	Screw	Skruv	5
0130	11	93 05 053		1	Screw	Skruv	5
0140	14	93 51 594		2	Spring clips	Hållfjäder	5
0150	17	93 51 750		1	Seal ring	Tätningssring	6
0160	19	93 44 276	SW, CH	1	Delay valve (Brown, 2 sec.)	Fördrojningsventil (Brun, 2 sek.)	2
0360	20	83 27 868	SW, CH	1	Hose	Slang	5
0380	23	93 09 303		1	Hose	Slang	5
0400	24	80 19 929		3	Screw	Skruv	5
0420	25	93 08 990		3	Washer	Bricka	6
0440		93 59 605		X	Rebuilding kit	Rep. sats	5
0460							

## MASTER INDEX

0	General	1-
1	Tools	1-
2	Engine	1-
3	Electrical system,	
	Instruments	1-
4	Transmission	1-
5	Brakes	1-
6	Front assembly,	
	Steering	1-
7	Suspension,	
	Wheels	2-
8	Body	2-
9	Tool,	
	Labels	2-
10	Numerical	
	register	2-

## 3 GROUP INDEX

Battery and battery cables	1-
Alternator	1-
Starter	1-
Ignition system	1-
Lighting	1-
Electrical equipment, other	1-
Wiring and fuses	1-
Complete sets	1-



R 6218-90

# 1-G16

Lighting  
Headlights, Halogen

Belysning  
Strålkastare, Halogen

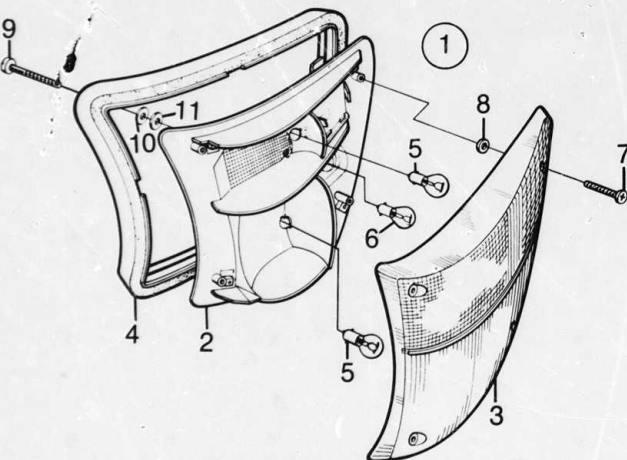

0800	Pos	Part No/Art nr	K S	Notes/Anmärkning	Qty/ Antal	Description	Benämning	S L
0060	1	85 60 310			2	Headlight assy	Strålkastare kpl	4
0240	1	85 63 983		LH TRAFFIC	2	Headlight assy	Strålkastare kpl	4
0320	2	85 60 328			2	Headlight insert assy	Strålkastarinsats kpl	1
0400	2	85 63 991		LH TRAFFIC	2	Headlight insert assy	Strålkastarinsats kpl	1
0480	3	85 41 443			2	Retainer plate	Fästplatta	3
0600	4	85 10 919			4	Setting screw	Inställningsskruv	2
0620	5	73 34 063			4	Bushing	Bussning	3
0660	6	85 60 575			2	Bayonet ring	Bayonettingring	4
0700	7	85 10 851		40/238 210 009	2	Bulb H4	Glödlampa H4	1
0740	8	85 41 450			2	Bushing	Bussning	3
0760	9	73 34 253			2	Support bushing	Stödbussning	3
0800	10	85 60 336			2	Sealing	Tätning	4
0820	11	79 22 263			8	Screw	Skruv	5
0840	12	80 73 090			4	Washer	Bricka	5

## MASTER INDEX

0	General	1-A02
1	Tools	1-B02
2	Engine	1-D02
3	Electrical system, Instruments	1-G02
4	Transmission	1-I02
5	Brakes	1-K02
6	Front assembly, Steering	1-L02
7	Suspension, Wheels	2-A02
8	Body	2-B02
9	Tool, Labels	2-G02
10	Numerical register	2-H02

## 3 GROUP INDEX

Battery and battery cables	1-G0
Alternator	1-G0
Starter	1-G1
Ignition system	1-G1
Lighting	1-G1
Electrical equipment, other	1-G2
Wiring and fuses	1-H1
Complete sets	1-H2



R 6219-90

# 1-G18

Lighting  
Direction indic/parking  
light front

Belysning  
Främre blink/parkerlykta

## MASTER INDEX

0950	Pos	Part No/Art nr	K S	Notes/Anmärkningar	Qty/ Antal	Description	Benämning	S L
0020	1	85 77 819	LH		1	Direct. indic/parking light front	Främre blink/parkerlykta	2
0030					1	Lamp housing	Lamphus	
0040	2	85 51 939	LH		1			
0050	3	85 77 876	LH		1	Glass	Glas	1
0060								
0070	1	85 77 827	RH		1	Direct. indic/parking light front	Främre blink/parkerlykta	2
0080					1	Lamp housing	Lamphus	
0090	2	85 51 947	RH		1			
0100	3	85 77 884	RH		1	Glass	Glas	1
0110								
0130	4	85 32 731	LH		1	Seal	Tätning	5
0140	4	85 32 749	RH		1	Seal	Tätning	5
0150	5	85 32 756		21/5W	X	Bulb	Glödlampa	1
0160	5	85 37 615		21/5W, YELLOW	X	Bulb	Glödlampa	
0180	6	85 35 692		21W	X	Bulb	Glödlampa	1
0190	7	85 33 879			8	Screw	Skruv	5
0200	8	85 16 502			8	Washer	Bricka	5
0210	9	80 59 412			8	Screw	Skruv	5
0220	10	70 88 073			4	Washer	Bricka	5
0230	11	85 37 623			4	Sealing washer	Tätningbricka	3

0	General	1-A02
1	Tools	1-B02
2	Engine	1-D02
3	Electrical system,	
	Instruments	1-G02
4	Transmission	1-H02
5	Brakes	1-K02
6	Front assembly,	
	Steering	1-L02
7	Suspension,	
	Wheels	2-A02
8	Body	2-B02
9	Tool,	
	Labels	2-G02
10	Numerical	
	register	2-H02
<b>3 GROUP INDEX</b>		
	Battery and battery cables	1-G06
	Alternator	1-G08
	Starter	1-G10
	Ignition system	1-G12
	Lighting	1-G16
	Electrical equipment, other	1-G24
	Wiring and fuses	1-H14
	Complete sets	1-H24

# 1-G20

## Lighting Tail light, license plate light

## Belysning Baklykta, nummerplåts- belysning

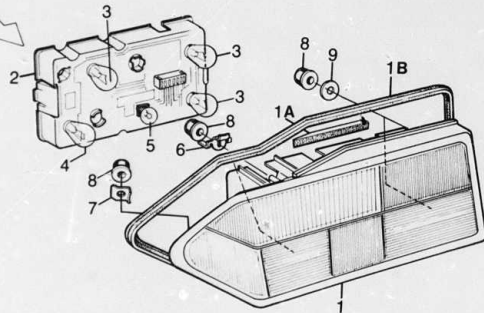
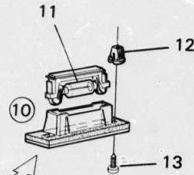
### MASTER INDEX

0	General	1-A02
1	Tools	1-B02
2	Engine	1-D02
3	Electrical system,	
	Instruments	1-G02
4	Transmission	1-I02
5	Brakes	1-K02
6	Front assembly,	
	Steering	1-L02
7	Suspension,	
	Wheels	2-A02
8	Body	2-B02
9	Tool,	
	Labels	2-G02
10	Numerical	
	register	2-H02

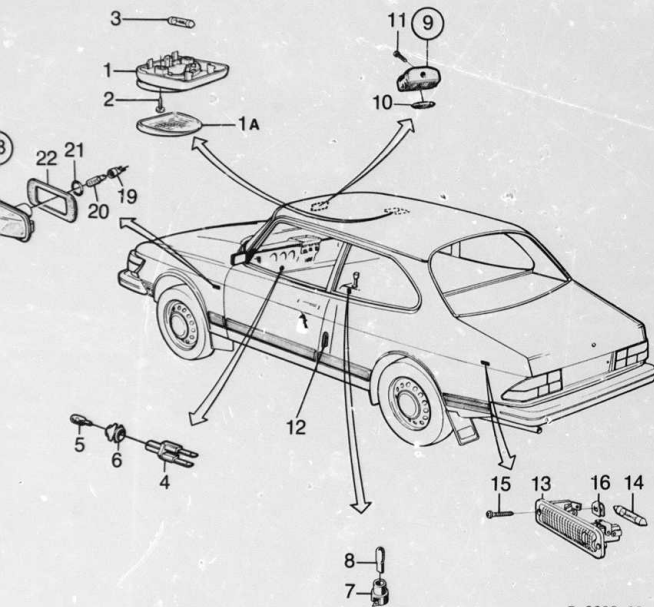
### 3 GROUP INDEX

Battery and battery cables	1-G06
Alternator	1-G08
Starter	1-G10
Ignition system	1-G12
Lighting	1-G16
Electrical equipment, other	1-G24
Wiring and fuses	1-H14
Complete sets	1-H24

Pos	Part No./Art nr	K	S	Notes/Anmärkningur	Qty/ Antal	Description	Benämning	S
0045	1	85 85 879		LH, WITH FOGLIGHT	1	Tail light	Baklykta	3
0050	1	85 85 887		RH, WITH FOGLIGHT	1	Tail light	Baklykta	3
0100	1A	85 74 535		LH	1	Seal	Tätning	5
0120	1A	85 74 543		RH	1	Seal	Tätning	5
0140	2	85 85 978		LH	1	Back	Bakstycke	5
0160	2	85 85 986		RH	1	Back	Bakstycke	5
0180	3	71 54 719		40/238 290 001	3	Bulb	Glödlampa	1
0200	4	85 32 756		40/238 291 009	1	Bulb	Glödlampa	1
0220	5	85 72 406			1	Bulb	Glödlampa	1
0240	6	85 66 416			4	Attachment	Fästvinkel	6
0260	7	85 66 424			2	Attachment	Fästvinkel	6
0300	8	79 73 365			10	Nut	Mutter	5
0320	9	79 16 489			4	Washer	Bricka	5
0340	10	85 67 653			2	License plate light	Nummerskyltlykta	5
0360	11	70 84 197		40/238 261 002	1	Bulb	Glödlampa	1
0380	12	92 36 589			4	Clip	Clip	5
0400	13	79 22 230			4	Screw	Skruv	5



R 6220-90



R 9298-90

# 1-G22

## Lighting Other lights

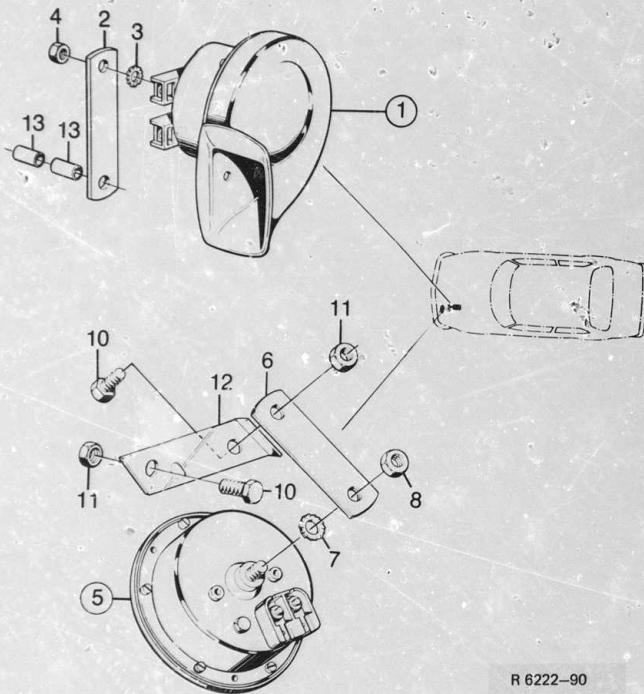
## Belysning Övrig belysning

### MASTER INDEX

1000	Pos	Part No/Art nr	K S	Notes/Anmärkningar	Qty/ Antal	Description	Benämning	S L
1080	1	85 18 367		-1986	1	Dome light, interior	Taklampa	4
1090	1	95 12 252		1987-	1	Dome light, interior	Taklampa	4
1095	1A	95 03 152		1987-	1	.Lens	.Lins	6
1100	2	79 70 346			2	Screw	Skruv	5
1120	3	85 01 264		40/238 265 003	1	Bulb	Glödlampa	2
1180	4	85 09 697			2	Bulb socket,	Lamphållare	5
1200						lighting guide	ljusledare	
1220	5	85 00 613		40/238 286 009	2	Bulb, lighting guide	Glödlampa, ljusledare	2
1240	6	85 10 331			1	Bulb socket bushing	Lamp: Ållarbussning	3
1290	7	85 09 697			1	Bulb socket, ignition	Lamphållare,	5
1291						lock light	tändlås belysning	
1310	8	85 00 613		40/238 286 009	1	Bulb	Glödlampa	2
1320	9	85 06 263			1	Rear view mirror	Backspegellampa kpl.	
1340						lamp assy.		
1360	10	70 84 197		40/238 261 002	1	.Bulb	.Glödlampa	1
1390	11	80 59 248			1	Screw	Skruv	5
1420	12	85 83 593			2	Reflector	Reflex	5
1440	13	85 77 801			1	Light, luggage	Bagagerumslampa	3
1460						compartment		
1480	14	85 01 264		40/238 265 003	1	Bulb	Glödlampa	2
1500	15	79 70 346			2	Screw	Skruv	5
1520	16	79 72 771			2	Clip nut	Clipsmutter	5
1540	18	95 21 832		1986-, (9513227)	2	Side direct, indic	Sidoblinklykta	3
1560	19	95 21 857		(9512872)	2	.Bulb holder	.Lamphållare	6
1580	20	95 12 880			2	.Bulb	.Glödlampa	1
1600	21	95 12 898			2	.Gasket	.Packing	6
1620	22	95 12 906			2	.Sealing	.Tätning	6

0	General	1-A02
1	Tools	1-B02
2	Engine	1-D02
3	Electrical system,	
	Instruments	1-G02
4	Transmission	1-I02
5	Brakes	1-K02
6	Front assembly,	
	Steering	1-L02
7	Suspension,	
	Wheels	2-A02
8	Body	2-B02
9	Tool,	
	Labels	2-G02
10	Numerical	
	register	2-H02
<b>3 GROUP INDEX</b>		
5	Battery and battery cables	1-G06
3	Alternator	1-G08
6	Starter	1-G10
6	Ignition system	1-G12
6	Lighting	1-G16
6	Electrical equipment, other	1-G24
	Wiring and fuses	1-H14
	Complete sets	1-H24





# 1-G24

Electrical equipment  
Signal horn assy

Elektrisk utrustning  
Signalhorn kpl

1100	Pos	Part No/Art nr	K S	Notes/Anmärkningar	Qty/ Antal	Description	Benämning	S L
0180	1	85 57 217			1	Horn assy	Signalhorn, kpl	4
0200	2	85 57 423			2	.Retainer	.Hållare	5
0230	3	85 55 302			1	.Washer	.Bricka	5
0250	4	85 55 294			1	.Nut	.Mutter	5
0350	5	85 60 609			1	Horn assy	Signalhorn kpl	4
0370	6	85 55 237			2	.Retainer	.Hållare	5
0390	7	85 55 302			1	.Washer	.Bricka	5
0410	8	85 55 294			1	.Nut	.Mutter	5
0680	10	80 82 927			3	Screw	Skruv	5
0690	10	80 21 982			1	Screw	Skruv	5
0730	11	79 71 658			1	Nut	Mutter	5
0780	12	85 31 568			2	Bracket	Fäste	6
0980	13	93 06 812			2	Spacer	Distans	3

## MASTER INDEX

0	General	1-A02
1	Tools	1-B02
2	Engine	1-D02
3	Electrical system,	
	Instruments	1-G02
4	Transmission	1-I02
5	Brakes	1-K02
6	Front assembly,	
	Steering	1-L02
7	Suspension,	
	Wheels	2-A02
8	Body	2-B02
9	Tool,	
	Labels	2-G02
10	Numerical	
	register	2-H02

## 3 GROUP INDEX

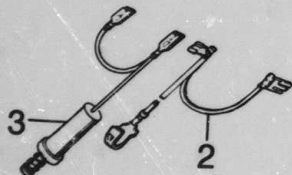
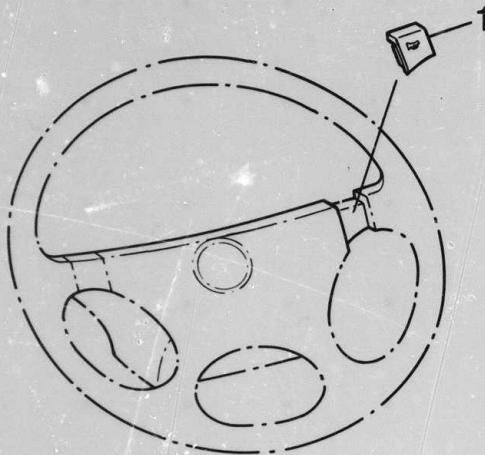
Battery and battery cables	1-G06
Alternator	1-G08
Starter	1-G10
Ignition system	1-G12
Lighting	1-G16
Electrical equipment, other	1-G24
Wiring and fuses	1-H14
Complete sets	1-H24

# 1-H02

Electric equipment  
*Signal button etc.*

Elektrisk utrustning  
*Signalkontakt etc.*

1150	Pos	Part No/Art nr	K	Notes/Anmärkningar	Qty/ Antal	Description	Benämning	S
0920	1	89 61 096	LH	.....	1	Signal button .....	Signalknapp .....	5
0940	1	89 61 104	RH	.....	1	Signal button .....	Signalknapp .....	5
0960	2	89 88 420	.....	.....	1	Grounding cable .....	Jordkabel .....	5
0980	3	89 89 675	.....	.....	1	Contact holder .....	Kontakthållare .....	5



R 6223-90

## MASTER INDEX

- 0 General
- 1 Tools
- 2 Engine
- 3 Electrical system, Instruments
- 4 Transmission
- 5 Brakes
- 6 Front assembly, Steering
- 7 Suspension, Wheels
- 8 Body
- 9 Tool, Labels
- 10 Numerical register

## 3 GROUP INDEX

Battery and battery cables  
Alternator  
Starter  
Ignition system  
Lighting  
Electrical equipment, other  
Wiring and fuses  
Complete sets

# 1-H04

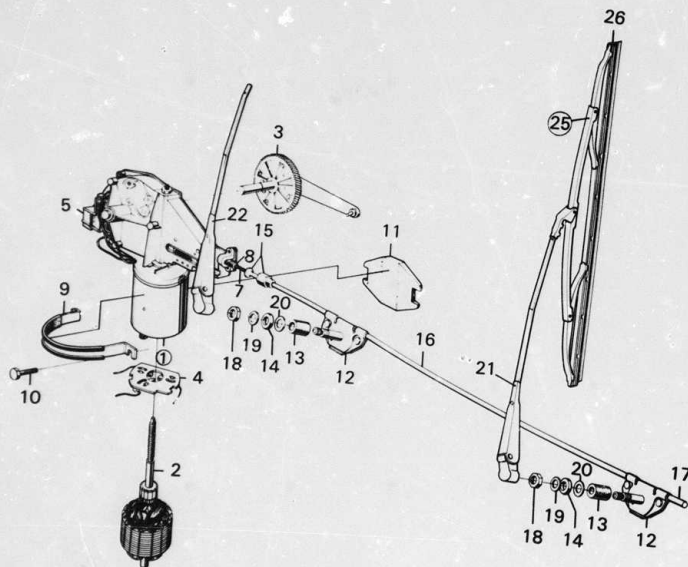
Electric equipment  
Windshield wipers

Elektrisk utrustning  
Vindrutetorkare

## MASTER INDEX

0	General
1	Tools
2	Engine
3	Electrical system, Instruments
4	Transmission
5	Brakes
6	Front assembly, Steering
7	Suspension, Wheels
8	Body
9	Tool, Labels
10	Numerical register
3 GROUP INDEX	
	Battery and battery cables
	Alternator
	Starter
	Ignition system
	Lighting
	Electrical equipment, other
	Wiring and fuses
	Complete sets

1200	Pos	Part No/Art nr	K S	Notes/Anmärkningar	Qty/ Antal	Description	Benämning	S L
0020	1	85 45 220			1	Wiper motor assy.	Motor kpl.	5
0040	2	85 45 121			1	Armature	Rotor	5
0060	3	85 45 139			1	Gear and conn. rod	Drev med vevaxel	5
0080	4	85 45 147			1	Brush unit	Borstställare med kol	5
0100	5	85 45 162			1	Limit switch	Parkeringskontakt	3
0120	7	85 16 577			1	Cable rack	Wire	3
0140	8	85 45 188			1	Bushing	Bussning	3
0160	9	85 21 767			1	Bracket wiper motor	Motorfäste	5
0200	10	79 67 938			1	Screw	Skruv	5
0220	11	85 12 477			1	Pad	Mellanlägg	4
0260	12	85 31 279			2	Pivot	Spindelhus	5
0300	13	85 31 311			2	Spacer sleeve	Distanshylsa	5
0340	14	85 31 329			2	Spacer washer	Distansbricka	5
0360	15	85 16 627			1	Tube	Rör	5
0380	16	85 16 635			1	Tube, center	Rör mittre	5
0400	17	85 16 643			1	Tube	Rör	5
0440	18	85 31 428			2	Nut	Mutter	5
0480	19	85 31 436			2	Washer	Bricka	5
0500	20	85 31 444			2	Washer	Bricka	5
0560	21	85 35 262		LH	1	Wiper arm	Torkarm	3
0590	22	85 35 270		RH	1	Wiper arm	Torkarm	3
0640	25	85 36 625			2	Wiper blade assy	Torkarblad kpl	1
0660	26	85 36 641	S		2	Rubber profile	Gummiprofil	2
0680		85 46 301		see page 3-047, 1-H24	X	Set, rubber profile	Sats, gummiprofil	2

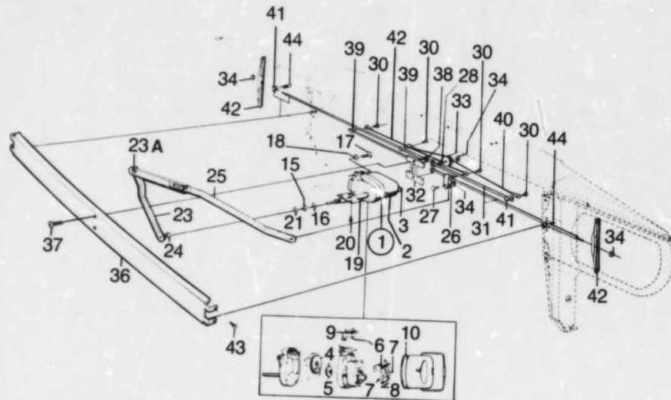


R 6224-90

# 1-H06

Electric equipment  
Headlight wiper

Elektrisk utrustning  
Strålkastartorkare



R 6225-90

1250	Pos	Part No/Art nr	K	S	Notes/Anmärkningar	Qty/ Antal	Description	Benämning	S
0020	1	85 07 089	S			1	Motor, wiper	Motor, strålkastar-	3
0040							headlights	torkare	
0060	2	88 15 748				1	„Cover	„Kåpa	
0080	3	88 15 755				1	„Clamp	„Bygel	5
0100	4	85 45 089				1	„Kit gear	„Sats drev	5
0120	5	85 05 448				1	„Gear	„Drev	5
0140	6	85 05 455				1	„Carbon retainer assy	„Kolhållare kpl.	5
0160	7	85 05 463				2	„Carbon brush	„Kol	5
0180	8	85 05 471				1	„Spring	„Fjäder	4
0200	9	85 45 402				1	„Parking switch	„Parkeringskontakt	3
0220	10	88 16 407				1	„Gasket	„Packning	4
0240	15	70 96 944	S			1	Nut	Mutter	5
0260	16	88 02 175	S			1	Washer	Bricka	5
0300	17	79 34 821				1	Screw	Skruv	5
0320	18	79 10 540	S			1	Washer	Bricka	5
0360	19	85 35 353				1	Bracket, wiper motor	Motorfäste	5
0380	20	79 61 949				3	Screw	Skruv	5
0410	21	85 65 350	S			1	Shaft seal	Axeltätning	4
0460	23	85 41 534				1	Crank arm	Vevarm	3
0470	23A	78 46 132				1	Plastic bearing	Plastlager	3
0480	24	80 19 887				1	Screw	Skruv	5
0520	25	85 07 105				1	Link	Stötslång	5
0540	26	85 08 570				1	Bushing	Ledbussning	3
0560	27	85 07 204				1	Pivot pin	Ledtapp	6
0580	28	85 35 361				1	Spacer sleeve	Distanshylsa	3
0600	30	80 19 705				4	Screw	Skruv	5
0620	31	85 07 253				2	Shaft	Åxel	4
0640	32	85 10 182				1	Center bushing	Centrumbussning	3
0660	33	85 07 238				1	Cord pulley	Linhjul	5
0680	34	85 11 289	S			4	Lock clip	Spärrytare	3
0720	36	85 42 904				1	Protecting cover	Skyddsskåpa	3
0740	37	79 65 833				2	Screw	Skruv	5
0760	38	80 74 098				2	Nut	Mutter	5
0780	39	85 10 208				3	Bushing	Bussning	3
0800	40	85 08 285				2	Cord, nylon	Lina, nylon	3
0820	41	85 08 293				2	Bushing	Bussning	3
0840	42	85 12 717	S			2	Wiper blade	Torkarblad	2
0860	43	79 61 949				4	Screw	Skruv	5
0900	44	85 08 384	S			2	Spring	Fjäder	5
0920		88 15 649			see page 3-047, 1-H24	X	Kit, wiper blade	Sats, torkarblad	2
0960		85 45 212			see page 3-047, 1-H24	X	Kit, headlight wipers and washers	Sats, strålkastar-torkare	2
1000									3

## MASTER INDEX

- 0 General
- 1 Tools
- 2 Engine
- 3 Electrical system, instruments
- 4 Transmission
- 5 Brakes
- 6 Front assembly, steering
- 7 Suspension, wheels
- 8 Body
- 9 Tool, labels
- 10 Numerical register

## 3 GROUP INDEX

- Battery and battery cable
- Alternator
- Starter
- Ignition system
- Lighting
- Electrical equipment, other
- Wiring and fuses
- Complete sets

# 1-H08

Electric equipment  
Headlight washer

Elektrisk utrustning  
Strålkastarspolare

## MASTER INDEX

0	General
1	Tools
2	Engine
3	Electrical system, Instruments
4	Transmission
5	Brakes
6	Front assembly, Steering
7	Suspension, Wheels
8	Body
9	Tool, Labels
10	Numerical register

## 3 GROUP INDEX

Battery and battery cables  
Alternator  
Starter  
Ignition system  
Lighting  
Electrical equipment, other  
Wiring and fuses  
Complete sets

1350	Pos	Part No/Art nr	K/S	Notes/Anmärkningar	Qty/ Antal	Description	Benämning	S/L
0040	1	85 36 583			1	Container	Behållare	3
0160	2	85 60 161			1	Filter	Filter	4
0260	3	85 18 557			1	Cover	Luck	2
0320	4	80 29 555			1	Nut	Mutter	5
0380	5	80 29 969			1	Washer	Bricka	5
0560	6	95 06 379			1	Washer pump	Spolarpump	2
0600	7	95 12 583	10)		1	Bushing	Bussning	3
0610	7	95 28 795	11)		1	Bushing	Bussning	3
0660	8	85 33 358			1	Hose	Slang	5
0670	9	85 10 091			1	Branch pipe	Förgreningsrör	2
0700	10	85 33 507	LH		1	Hose	Slang	5
0740	11	85 33 457	RH		1	Hose	Slang	5
0780	12	85 60 757	(8533499)		1	Hose	Slang	5
0800	13	79 33 443			5	Clip	Clip	5
0820	14	85 08 392			1	Retainer	Hållare	5
0840	15	85 04 144			1	Jet	Munstycke	2
0860	16	85 10 125			2	Jet	Munstycke	2
0900	17	85 11 388			2	Back valve	Backventil	3
				HEADLIGHTS				

10. Ch. --H6002230  
11. Ch. H6002231--

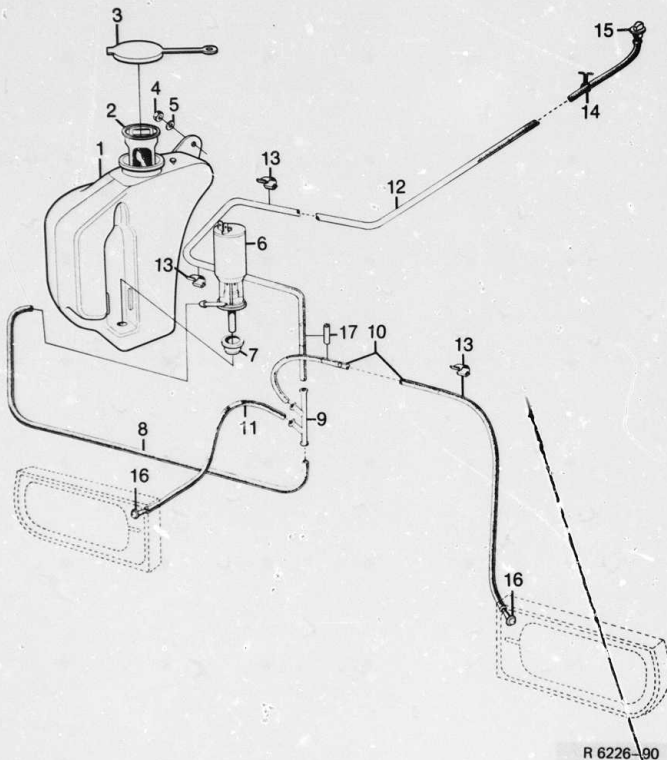
SAAB genuine parts  
original reservdelar

SAAB 90 M85-87

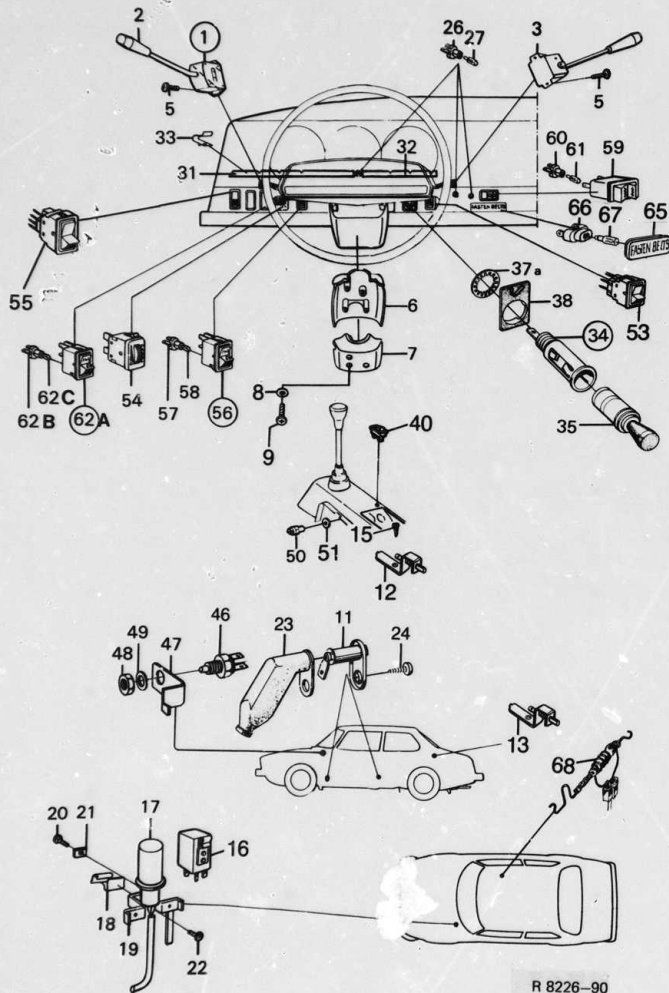
1990-02

R6226

Page 03-031







R 8226-90

# 1-H10

1450

Pos	Part No/Art nr	K	Notes/Anmärkningar
0260	1 85 30 883		
0280			
0300	2 85 30 891		
0400	3 85 33 135		
0420			
0440	3 85 33 143		5-SPEED
0460			
0500	5 79 22 644		
0520	6 85 11 198		UPPER
0540			
0560	6 85 13 293		UPPER, RHD
0580			
0600	7 85 11 206		LOWER
0620			
0680	7 85 13 301		LOWER, RHD
0700			
0720	8 80 73 090		
0740	9 79 34 482		
0830	11 85 77 793	S	
0935	12 85 78 312		HANDBRAKE
0940	13 85 69 220		TRUNK LID
1050	15 79 22 362		
1060	16 85 88 634		
1090	17 85 74 527		
1120	18 85 02 338		FLASHER UNIT, RHD
1160	19 85 22 443		FLASH UNIT
1180	20 79 22 735		
1200	21 79 19 574		
1220	22 79 22 347		
1250	23 85 68 883	S	
1260	24 79 21 885		
1380	26 85 00 712		
1400	27 85 00 613		40/238 286 009
1440	31 85 32 509		LH
1460	32 85 08 004		RH
1480	33 85 07 885		
1600	34 85 39 538		
1610			
1620	35 85 32 210		
1640	37A 85 32 426		
1660	38 85 32 491		
1820	40 85 06 198		1985
1830	40 95 51 904		1986
1835	40 95 59 766		1987-
1840	46 85 30 792		
1860	47 85 28 259		
1880	48 79 04 162		
1900	49 79 15 713		
1940	50 95 09 480		
1950	51 83 11 904		
2000	53 85 09 713		
2020			
2080	54 85 15 801		
2100			
2140	55 85 33 218		
2220	56 85 32 798		
2240			
2260	57 85 00 712		
2280	58 85 00 613		40/238 286 009
2327	59 85 85 739		
2328			
2340	60 85 00 712		
2360	61 85 00 613		40/238 286 009

Electric equipment  
Controls and switches

Elektrisk utrustning  
Manöverdon och kontakter

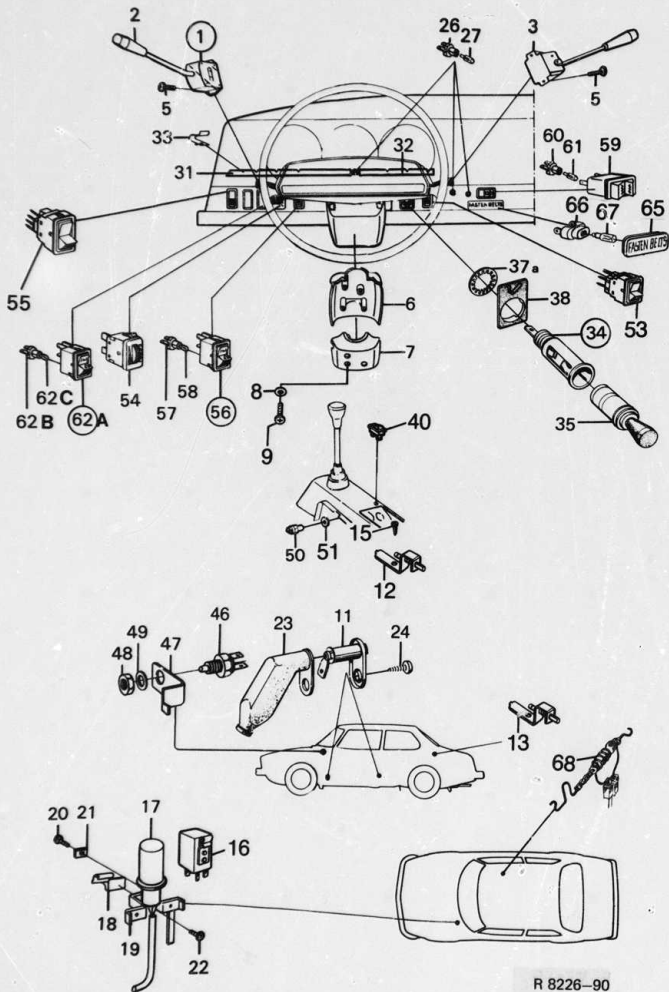
## MASTER INDEX

0	General	
1	Tools	
2	Engine	
3	Electrical system, Instruments	
4	Transmission	
5	Brakes	
6	Front assembly, Steering	
7	Suspension, Wheels	
8	Body	
9	Tool, Labels	
10	Numerical register	

## 3 GROUP INDEX

5	Battery and battery cables	
6	Alternator	
7	Starter	
8	Ignition system	
9	Lighting	
10	Electrical equipment, other	
11	Wiring and fuses	
12	Complete sets	

Qty/ Antal	Description	Benämning	S
1	Switch, direction indicator	Strömställare, körriktningsvisare	2
1	Knob	.Knapp	5
1	Switch, windshield wiper/washer	Strömställare vindrutetorkare/spolare	3
1	Switch, windshield wiper/washer	Strömställare vindrutetorkare/spolare	3
4	Screw	Skruv	5
1	Steering column cover	Rattlagerkäpa	6
1	Steering column cover	Rattlagerkäpa	6
1	Steering column cover	Rattlagerkäpa	6
1	Steering column cover	Rattlagerkäpa	6
3	Washer	Bricka	5
2	Screw	Skruv	5
2	Door switch	Dörrkontakt	5
1	Switch	Kontakt	3
1	Switch	Kontakt	3
1	Screw	Skruv	5
1	Interval relay	Intervallrele	5
1	Flasher unit	Blinkdon	2
1	Clip	Clip	5
1	Retainer	Hållare	6
1	Screw	Skruv	5
1	Clip	Clip	3
1	Screw	Skruv	5
2	Cover	Skydd	4
2	Screw	Skruv	5
3	Bulb socket	Lamphållare	4
3	Bulb	Glödlampa	2
1	Lighting guide	Ljusledare	6
1	Lighting guide	Ljusledare	6
4	Clip	Clip	5
1	Cigarette lighter assy	Cigarettändare kpl	4
1	.Pop-out unit	.Rörlig tändarenhet	4
1	Clip	Clip	5
1	Cover washer	Täckbricka	5
1	Flip-over switch	Tangentströmställare	3
1	Flip-over switch	Tangentströmbrytare	3
1	Flip-over switch	Tangentströmbrytare	3
1	Brake light contact	Bromsljuskontakt	3
1	Bracket	Konsol	6
1	Nut	Mutter	5
1	Washer	Bricka	5
1	Back-up light contact	Backljuskontakt	3
1	Washer	Bricka	5
1	Switch, ventilation	Strömställare, ventilationsfläkt	3
1	Reostat, instruments illumination	Reostat, instrumentbelysning	3
1	Switch, light	Strömställare, ljus	3
1	Switch, warning flasher	Strömställare, varningsblink	4
1	Bulb socket	.Lamphållare	4
1	Bulb	.Glödlampa	2
1	Switch, rear demist	Strömställare, elbakruta	3
1	Bulb socket	.Lamphållare	4
1	Bulb	.Glödlampa	2



R 8226-90

# 1-H12

Electric equipment  
Controls and switches

Elektrisk utrustning  
Manöverdon och kontakter

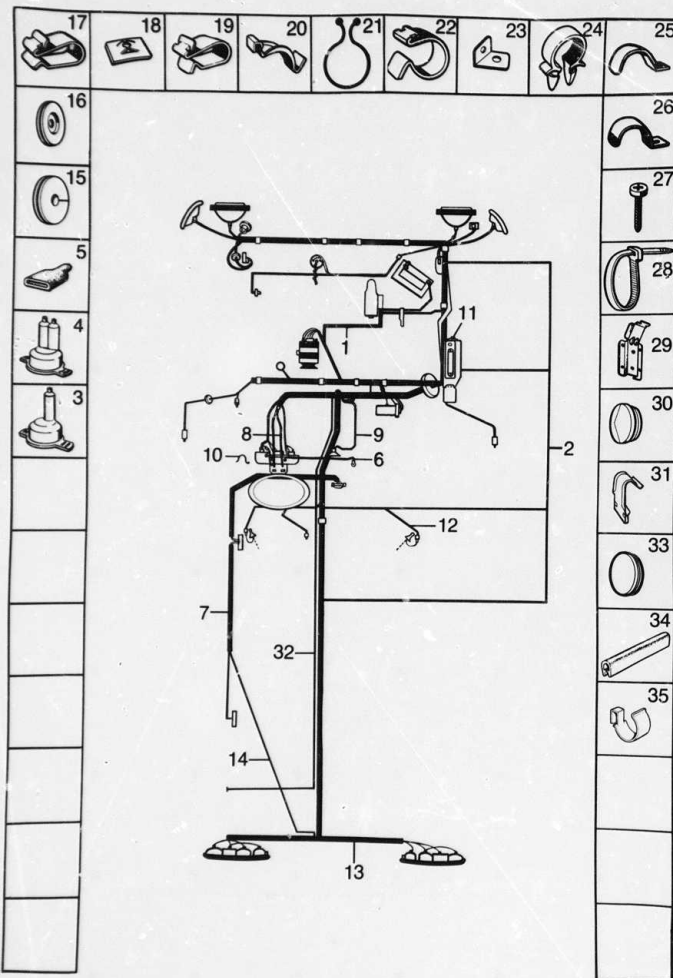
1450	Pos	Part No/Art nr	K	S	Notes/Anmärkningar	Qty/ Antal	Description	Benämning	S	L
2425	62A	85 87 305				1	Switch, rear foglight	Strömsällare, dim-	3	
2426								bakljus		
2430	62B	85 00 712				1	Bulb socket	Lamphållare	4	
2435	62C	85 00 613			40/238 286 009	1	Bulb	Glödlampa	2	
2440	65				see page 8-023, 2-B24	1	Lens, seat belt warning lamp	Lins, bältesvarnings- lampa	5	
2460	66	85 09 697				1	Bulb socket	Lamphållare	5	
2480	67	85 00 613			40/238 286 009	1	Bulb	Glödlampa	2	
2500	68	85 99 516				1	Switch, seat cushion	Sitskontakt	5	
2540										

## MASTER INDEX

0	General	1-
1	Tools	1-
2	Engine	1-
3	Electrical system, Instruments	1-
4	Transmission	1-
5	Brakes	1-
6	Front assembly, Steering	1-
7	Suspension, Wheels	2-
8	Body	2-
9	Tool, Labels	2-
10	Numerical register	2-

## 3 GROUP INDEX

Battery and battery cables	1
Alternator	1
Starter	1
Ignition system	1
Lighting	1
Electrical equipment, other	1
Wiring and fuses	1
Complete sets	1



R8372-90

# 1-H14

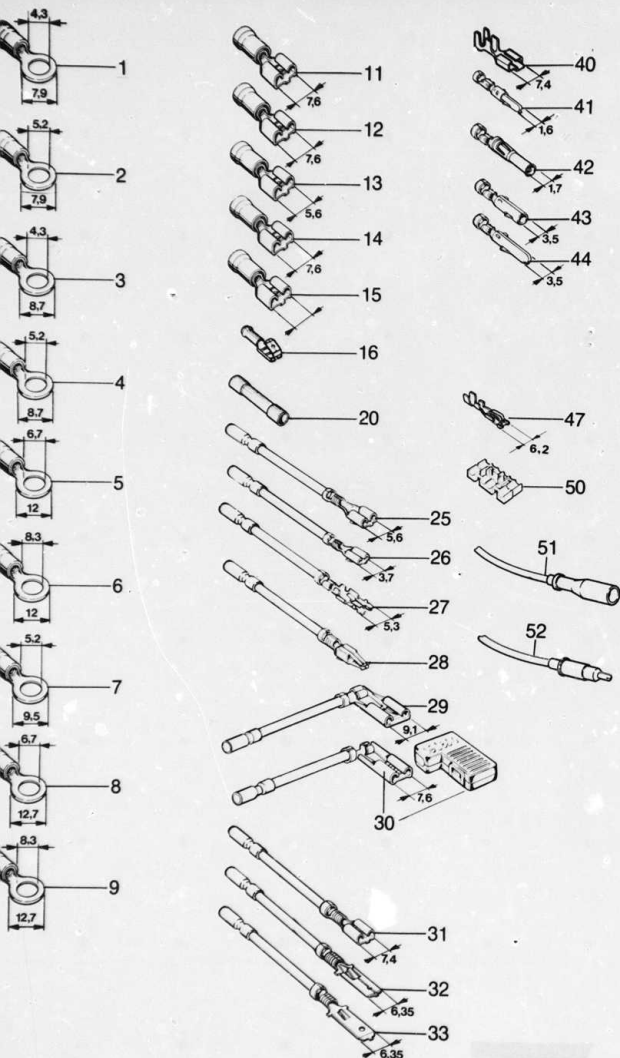
Wiring and fuses  
Wiring and terminal  
board etc

Ledningar och säkringar  
Ledningar och kopplings-  
plintar etc

## MASTER INDEX

Pos	Part No/Art nr	Notes/Anmärkningar	Qty/ Antal	Description	Benämning
0020	1	85 96 173	1	ENGINE	
0025	1	95 59 899	1	1987-, SE, FI, EU	
0045	2	95 52 621	1	-1986, FRONT, CENTRE, REAR	
0048	2	95 57 950	1	1987-, FRONT, CENTRE, REAR	
0050	3	85 34 968	2	1-POLE	
0060	4	85 34 976	2	2-POLE	
0070	5	85 72 083	2	TERMO CONTACT	
0080	6	85 33 598	1	INSTRUMENTS	
0100	6	85 33 606	1	INSTRUMENTS, RHD	
0120	7	85 22 997	1	-1986, FOR TRUNK, MIRROR	
0130				AND DOME LAMPS	
0135				1987-, FOR TRUNK, MIRROR	
0136				AND DOME LAMPS	
0140	8	85 61 664	1	STEERING COLUMN	
0160	9	85 29 265	1		
0170					
0190	10	85 07 436	1	CHOKE	
0200	11	85 22 971	1		
0210	11	85 09 093	1		
0211	11	85 09 465	1		
0220	12	85 70 210	1	3A ONE HEATED SEAT	
0230	12	85 70 228	1	TWO HEATED SEATS	
0240	12	85 70 236	1	SEAT BELT WARNING	
0260	13	85 68 701	1	TAIL LIGHT	
0280	14	85 75 698	1	TRUNK LID	
0300	15	73 09 370	1	40/260 107 925	
0310	15	73 26 093	1	DOOR	
0320	16	79 61 329	2	DASH PANEL	
0330	17	71 56 409	2		
0340	18	79 19 574	2		
0350	19	79 51 783	2		
0360	20	85 58 066	2	REAR NETWORK	
0380	21	85 11 065	2		
0390	21	85 13 574	2	SEAT	
0400	22	85 40 940	2		
0410	23	85 52 655	2		
0420	24	85 66 135	2	(8533242)	
0430	24	85 36 419	1	FAN HOUSING	
0450	24	85 39 587	1	FAN HOUSING	
0470	25	79 49 084	1		
0480	26	79 49 068	1		
0490	27	79 22 891	1	CABLE CLAMP	
0500	27	79 22 347	1	GROUNDING CLAMP	
0510	27	79 61 949	1	HEADLIGHT WIPER MOTOR	
0530	28	85 17 104	1		
0540	28	83 74 357	1		
0550	28	79 71 880	1		
0560	29	85 69 360	1		
0570	30	85 75 599	2	DIAMETER 25 MM	
0580					
0590	30	70 38 342	4	DIAMETER 20 MM	
0600					
0610	30	82 06 096	2	DIAMETER 12 MM	
0620					
0630	31	85 95 325	1	1986-, REAR NETWORK	
0640	32	85 74 139	1	1986-	
0650	33	95 50 476	1	1986-, AERIAL CABLE	
0660	34	82 78 558	1	1987-	
0680	35	95 19 786	1	1987-	

0	General	1-A0
1	Tools	1-B0
2	Engine	1-D0
3	Electrical system, Instruments	1-G0
4	Transmission	1-I0
5	Brakes	1-K0
6	Front assembly, Steering	1-L0
7	Suspension, Wheels	2-A0
8	Body	2-B0
9	Tool, Labels	2-G0
10	Numerical register	2-H0
3	GROUP INDEX	
5	Battery and battery cables	1-G0
6	Alternator	1-G0
6	Starter	1-G0
6	Ignition system	1-G0
6	Lighting	1-G0
5	Electrical equipment, other	1-G2
5	Wiring and fuses	1-H1
5	Complete sets	1-H2



R 7223-90

# 1-H16

Wiring and fuses

## Replacement cable terminals

1700	Pos	Part No/Art nr	K S	Notes/Anmärkning	Qty/ Antal	Description	Benämning	S L
0020	1	71 55 211		3) 40/253 152 003	X	Cable terminal	Ledningssko	5
0040	2	71 55 229		3) 40/253 153 001	X	Cable terminal	Ledningssko	5
0080	3	71 55 237		4) 40/253 172 001	X	Cable terminal	Ledningssko	5
0080	4	71 17 880		4) 40/253 173 009	X	Cable terminal	Ledningssko	5
0100	5	78 29 617		4) 40/253 174 007	X	Cable terminal	Ledningssko	5
0120	6	79 59 349		4)	X	Cable terminal	Ledningssko	5
0140	7	71 55 658		5) 40/253 210 009	X	Cable terminal	Ledningssko	5
0160	8	78 29 666		5) 40/253 211 007	X	Cable terminal	Ledningssko	5
0180	9	78 29 674		5) 40/253 212 005	X	Cable terminal	Ledningssko	5
0200	11	78 29 609		2) 40/253 168 009	X	Cable terminal	Ledningssko	5
0220	12	78 29 625		6) 40/253 195 002	X	Cable terminal	Ledningssko	3
0240	13	79 69 231		7)	X	Cable terminal	Ledningssko	5
0260	14	78 29 682		32) 40/253 226 005	X	Cable terminal	Ledningssko	3
0280	15	78 29 633		6) 40/253 197 008	X	Terminal, headlight	Lyktanslutning	5
0300	16	78 29 641		6) 45/30 24 650	X	Piggy-back	Snabbförgrening	3
0320	20	71 55 203		3) 40/253 164 008	X	Joint sleeve	Skarvhylsa	5
0340	20	71 55 146		4) 40/253 188 007	X	Joint sleeve	Skarvhylsa	5
0360	20	71 55 633		5) 40/253 221 006	X	Joint sleeve	Skarvhylsa	5
0380	25	85 22 567		3)	X	Cable terminal	Ledningssko	5
0400	26	85 22 575		3)	X	Cable terminal	Ledningssko	5
0420	27	85 22 609		3)	X	Cable terminal	Ledningssko	3
0440	28	85 22 617		4)	X	Cable terminal	Ledningssko	5
0460	29	85 22 518		4)	X	Cable terminal	Ledningssko	3
0480	30	85 22 526		4)	X	Cable terminal	Ledningssko	3
0500	31	85 22 534		4)	X	Cable terminal	Ledningssko	5
0520	32	85 22 542		4)	X	Cable terminal	Ledningssko	5
0540	33	85 22 559		4)	X	Cable terminal	Ledningssko	5
0580	40	85 41 203		0.5-1.5 MM2	X	Cable terminal	Ledningssko	5
0600	41	85 44 272		0.5-1.5 MM2	X	Cable terminal	Ledningssko	5
0620	42	85 67 075		0.5-1.5 MM2	X	Cable terminal	Ledningssko	5
0640	43	85 44 298		0.5-1.5 MM2	X	Cable terminal	Ledningssko	5
0660	44	85 44 314		0.5-1.5 MM2	X	Cable terminal	Ledningssko	5
0670	47	85 68 768			X	Cable terminal	Ledningssko	5
0680	50	85 21 668		0.8-2.1 MM2	X	Bridge connector	Ledningsöverkoppling	3
0700	51	78 74 498			X	Cable terminal	Ledningssko, hylsa	5
0720	52	78 74 506			X	Cable terminal	Ledningssko, stift	5

2. Red colour code (area 0.3-1.5 mm<sup>2</sup>)
3. Red colour code (area 0.25-1.6 mm<sup>2</sup>)
4. Blue colour code (area 1.0-2.6 mm<sup>2</sup>)
5. Yellow colour code (area 2.7-6.6 mm<sup>2</sup>)
6. Blue colour code (area 1.5-2.5 mm<sup>2</sup>)
7. Blue colour code (area 1.0-3.4 mm<sup>2</sup>)

Wiring and fuses

## Replacement cable terminals

Ledningar och säkringar

## Kompletteringskabelskor

### MASTER INDEX

0	General	1-A02
1	Tools	1-B02
2	Engine	1-D02
3	Electrical system, Instruments	1-G02
4	Transmission	1-I02
5	Brakes	1-K02
6	Front assembly, Steering	1-L02
7	Suspension, Wheels	2-A02
8	Body	2-B02
9	Tool, Labels	2-G02
10	Numerical register	2-H02

### 3 GROUP INDEX

Battery and battery cables	1-G06
Alternator	1-G08
Starter	1-G10
Ignition system	1-G12
Lighting	1-G16
Electrical equipment, other	1-G24
Wiring and fuses	1-H14
Complete sets	1-H24



## 1-H18

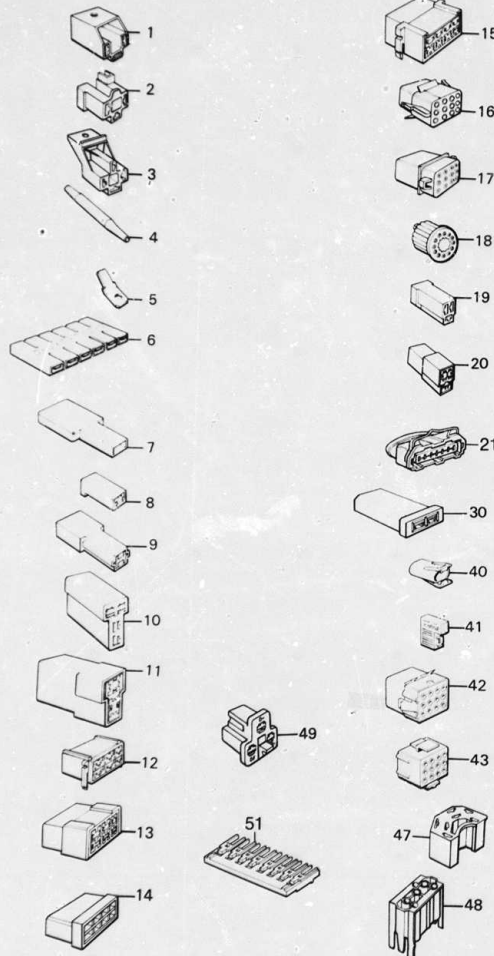
1750	Pos	Part No/Art nr	K S	Notes/Anmärkningar	Qty/ Antal	Description	Benämning	S L
0020	1	85 03 112		3-POLE	X	Connecting housing, headlight and relay	Kontakthus, lykt-och reläanslutning	5
0040	2	88 08 867		3-POLE	X	Connecting housing, headlight angular	Kontakthus, lyktan- slutning, vinkel	5
0080	3	85 03 484		4-POLE	X	Connecting housing, relay	Kontakthus, relä	4
0100	4	78 29 690			X	Joint sleeve	Skarvhylsa	3
0160	5	78 29 708		40/253 265 003	X	Tonque for terminal	Flatsift för snabb- anslutning	4
0180	6	78 29 716		40/253 300 008	X	Connector block for terminal, 6-pole	Koppling för snabban- slutning, 6-pol	4
0200	7	78 29 724		40/253 302 004	X	Joint connector for terminal, 1 x 2-pole	Skarvstycka för snabb anslutning, 1 x 2-pol	4
0220	8	71 55 112		1-POLE	X	Connector	Skarvhus	4
0260	9	71 55 120		1-POLE	X	Connector	Skarvhus	4
0280	10	71 55 096		2-POLE	X	Connector	Skarvhus	4
0300	11	71 55 104		2-POLE	X	Connector	Skarvhus	4
0320	12	71 55 070		6-POLE	X	Connector	Skarvhus	4
0340	13	71 55 088		6-POLE	X	Connector	Skarvhus	4
0360	14	85 03 229		8-POLE	X	Connector	Skarvhus	4
0380	15	85 03 211		8-POLE	X	Connector	Skarvhus	4
0400	16	85 03 138		12-POLE	X	Connector	Skarvhus	4
0420	17	85 03 146		12-POLE	X	Connector	Skarvhus	4
0440	18	85 03 120		12-POLE	X	Connecting housing	Kontakthus	4
0460	19	73 42 892		3-POLE	X	Connector	Skarvhus	4
0480	20	73 42 900		3-POLE	X	Connector	Skarvhus	4
0500	21	85 93 949		ELECTRONIC UNIT	X	Contact housing	Kontakthus	4
0520	30	83 70 630		IGNITION SYSTEM	X	7-pole	7-polig	4
0560	31	85 21 650		2-POLE	X	Connector	Skarvhus	4
0580	40	85 21 692		2-POLE	X	Joining case	Kontakthus	4
0590	41	85 21 692			X	Termination iso- lateing	Kabelskoisolering	4
0591	42	85 22 633		12-POLE	X	Connector	Skarvhus	4
0600	43	85 22 641		12-POLE	X	Connector	Skarvhus	4
0620	47	85 33 705		SWITCH WIPER-WASHER	X	Connector	Skarvhus	4
0640	48	85 30 669		LIGHT SWITCH	X	Connector	Skarvhus	4
0660	49	73 34 592		3-POLE	X	Connector, alternator-regulator	Skarvhus, generator-regulator	4
0680	51	85 68 735		8-POLE, TAIL LIGHT	X	Contact housing	Kontakthus	4

## MASTER INDEX

0	General	1-A0
1	Tools	1-B0
2	Engine	1-D0
3	Electrical system, Instruments	1-G0
4	Transmission	1-I02
5	Brakes	1-K02
6	Front assembly, Steering	1-L02
7	Suspension, Wheels	2-A02
8	Body	2-B02
9	Tool, Labels	2-G02
10	Numerical register	2-H02

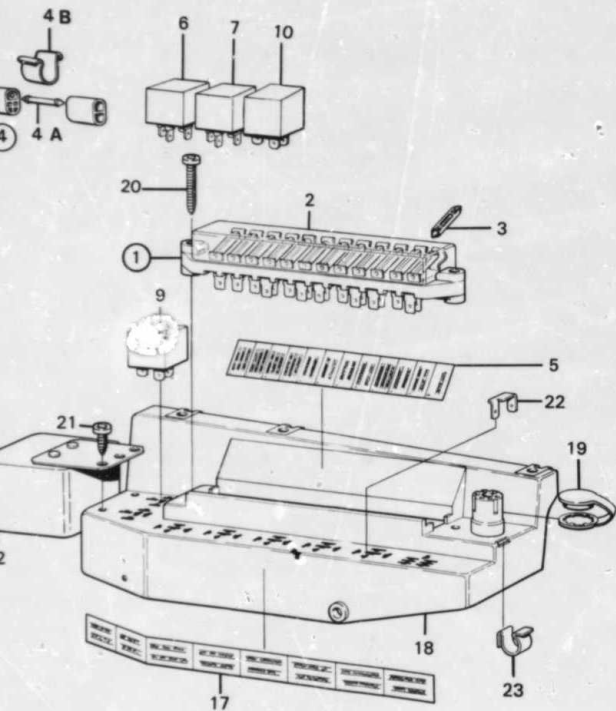
## 3 GROUP INDEX

Battery and battery cables	1-G0
Alternator	1-G0
Starter	1-G1
Ignition system	1-G1
Lighting	1-G1
Electrical equipment, other	1-G2
Wiring and fuses	1-H1
Complete sets	1-H2



R 6574-90





R 7776-90

# 1-H20

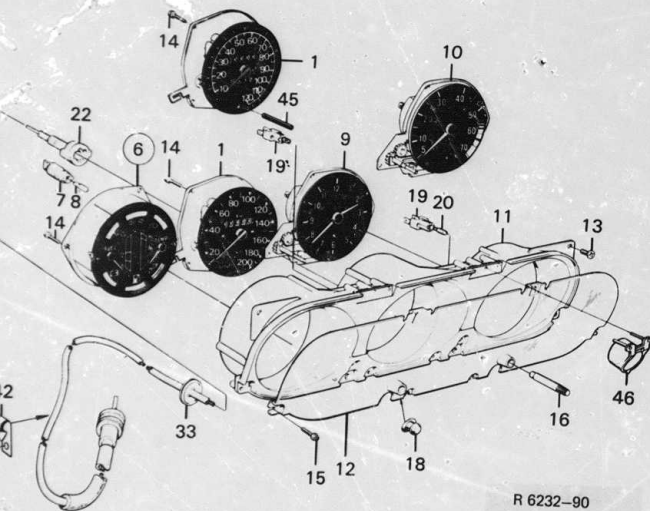
Wiring and fuses  
Fuse box, fuses

Ledningar och säkringar  
Säkringsdosa, säkringar

## MASTER INDEX

0	General	1-A02
1	Tools	1-B02
2	Engine	1-D02
3	Electrical system, instruments	1-G02
4	Transmission	1-I02
5	Brakes	1-K02
6	Front assembly, Steering	1-L02
7	Suspension, Wheels	2-A02
8	Body	2-B02
9	Tool, Labels	2-G02
10	Numerical register	2-H02
<b>3 GROUP INDEX</b>		
Battery and battery cables		
Alternator		
Starter		
Ignition system		
Lighting		
Electrical equipment, other		
Wiring and fuses		
Complete sets		

Pos	Part No/Art nr	Notes/Anmärkningar	Qty/ Antal	Description	Benämning
1850					
0120	1	85 42 946	1	Fuse box assy.	Säkringsdosa kpl
0140	2	85 02 197	1	Lock	Lock
0160	3	85 28 135	4	Fuse	Säkring
0180	3	85 28 143	5	Fuse	Säkring
0200	3	85 28 150	3	Fuse	Säkring
0205	4	85 64 007	1	Fuse holder	Säkringshållare
0210	4A	85 28 135	1	Fuse	Säkring
0215	4B	79 51 783	1	Clip	Clip
0445	5	85 81 019	1	Label	Textskylt
0446	5	85 81 035	1	Label	Textskylt
0447	5	85 81 027	1	Label	Textskylt
0448	5	85 81 043	1	Label	Textskylt
0460	6	85 22 310	1	Relay	Relä
0500	7	85 33 176	1	Relay	Relä
0560	9	85 22 310	1	Relay	Relä
0640	10	85 33 259	1	Relay, headlight wipers and washers	Relä, strålkastar-torkare
0740	12	95 60 897	1	Relay	Relä
0900	17	85 33 093	1	Label, relay, english - german text	Textskylt, relä, engelsk - tysk
0920					
0940	17	85 33 085	1	Label, relay, english - finnish text	Textskylt, relä, engelsk - finsk
0960					
1000	18	85 36 427	1	Bracket	Konsol
1020	19	85 28 077	1	Cover	Kåpa
1040	20	79 22 479	2	Screw	Skruv
1060	21	79 22 420	6	Screw	Skruv
1100	22	85 36 328	1	Connector joint	Överkopplingsdon
1120	23	85 13 574	1	Clip	Clip



R 6232-90

# 1-H22

## Instruments

## Instrument

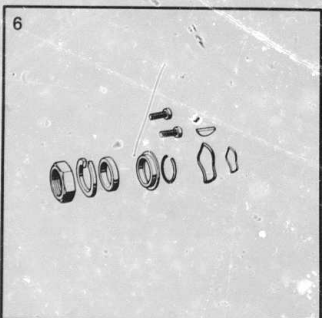
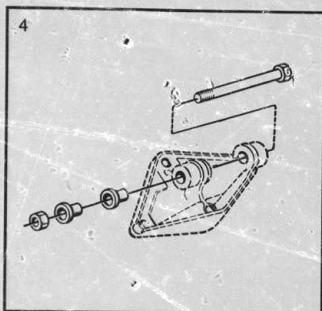
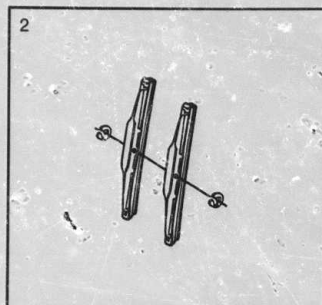
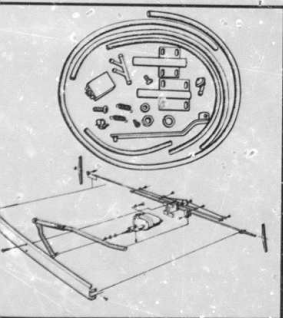
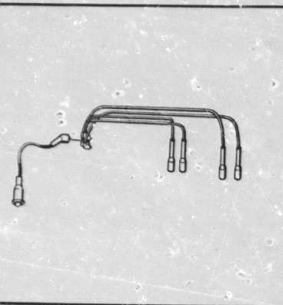
### MASTER INDEX

0	General	1-A02
1	Tools	1-B92
2	Engine	1-D02
3	Electrical system,	
	Instruments	1-G02
4	Transmission	1-H02
5	Brakes	1-K02
6	Front assembly,	
	Steering	1-L02
7	Suspension,	
	Wheels	2-A02
8	Body	2-B02
9	Tool,	
	Labels	2-G02
10	Numerical	
	register	2-H02

### 3 GROUP INDEX

Battery and battery cables	1-G06
Alternator	1-G08
Starter	1-G10
Ignition system	1-G12
Lighting	1-G16
Electrical equipment, other	1-G24
Wiring and fuses	1-H14
Complete sets	1-H24

Pos	Part No/Art nr	Notes/Anmärkningar	Qty/ Antal	Description	Benämning	S L
1900						
0070	1 85 75 649	1985	1	Speedometer Km	Hastighetsmätare Km	4
0071	1 85 78 858	1986	1	Speedometer Km	Hastighetsmätare Km	4
0075	1 85 78 858	SW, 5-SPEED	1	Speedometer Km	Hastighetsmätare Km	4
0360	1 85 75 656	GB	1	Speedometer Miles	Hastighetsmätare Miles	4
0390						
0400	1 85 82 066	GB, 5-SPEED	1	Speedometer Miles	Hastighetsmätare Miles	4
0420						
0895	6 85 94 228		1	Combined instrument	Kombinationsinstru- ment	4
0896						
0960	7 88 55 298		6	Bulb socket	Lamphållare	4
0980	8 85 00 613	40/238 286 009	6	Bulb	Glödlampa	2
1040	9 85 75 680	1985	1	Clock	Klocka	5
1060	10 85 83 395		1	Tachometer with clock	Varvräknare m. klocka	4
1080	11 85 08 053		1	Instrument casing	Instrumenthus	6
1120	12 85 32 368		1	Covering glass, with tripmeter hole	Täckglas, med tripp- meterhål	6
1140						
1160	13 79 22 354		4	Screw	Skruv	5
1180	14 79 22 222	INSTRUMENTS	14	Screw	Skruv	5
1200	15 79 22 156	COVERING GLASS	6	Screw	Skruv	5
1220	16 85 09 721	CLOCK	1	Knob	Knapp	3
1260	18 85 07 873		1	Plug	Plugg	5
1300	19 85 09 697		2	Bulb socket	Lamphållare	5
1320	20 85 00 613	40/238 286 009	2	Bulb	Glödlampa	2
1410	22 85 59 973		1	Speedometer wire	Hastighetsmätarkabel	2
1530	22 85 59 981	RHD	1	Speedometer wire	Hastighetsmätarkabel	2
1800	33 85 20 421		1	Grommet	Genomföringsbussning	5
2000	42 85 28 564		1	Clip	Clip	5
2020	43 79 22 974		1	Screw	Skruv	5
2040	44 79 71 880	RHD	1	Clip	Clip	5
2060	45 85 32 376	FOR TRIPMETER	1	Knob	Knapp	3
2080	46 85 32 806	GREEN	2	Light filter	Lampfilter	6



R 9299-90

# 1-H24

Complete sets  
Electrical system

Satser  
Elektriskt system

MASTER INDEX

2000	Pos	Part No/Art nr	K	S	Notes/Anmärkningar	Qty/ Antal	Description	Benämning
0020	1	93 37 346				X	SET, IGNITION CABLES	SATS, TÄNDKABLAR
0040		75 11 157				1	Ignition cable distributor-coil	.Tändkabel, fördelare-spole
0050								
0060		75 61 061	(9355926)			1	Ignition cable, cyl 1	.Tändkabel, cyl 1
0070		75 61 079	(9355934)			1	Ignition cable, cyl 2	.Tändkabel, cyl 2
0080		75 61 087	(9355942)			1	Ignition cable, cyl 3	.Tändkabel, cyl 3
0090		75 61 095	(9355959)			1	Ignition cable, cyl 4	.Tändkabel, cyl 4
0100								
0110	2	88 15 649				X	KIT, WIPER BLADE	SATS, TORKARBLAD
0120							HEADLIGHT WIPER	STRÅLKASTARTORKARE
0130		85 12 717				2	Wiper blade	.Torkarblad
0140		85 11 289				2	Lock clip	.Spårtrytare
0150								
0160	3	85 46 301				X	SET, RUBBER	SATS, GUMMIPROFIL
0170							PROFILE	
0180		85 36 641				2	Rubber profile	.Gummiprofil
0190								
0200	4	93 37 593				X	REPAIR KIT,	REPARATIONSSATS,
0210							ALTERNATOR BRACKET	GENERATORFÄSTE
0220		75 10 308				1	Rubber bushing	.Gummibussning
0230		75 10 332				1	Rubber bushing	.Gummibussning
0240		80 84 071				1	Screw	.Skruv
0250		80 74 106				1	Nut	.Mutter
0260								
0270	5	85 45 212				X	KIT, HEADLIGHT	SATS, STRÅLKASTAR-
0280							WIPERS AND WASHERS	TORKARE OCH
0290								SPOLARE
0300		85 11 610				1	Wiper mechanism	.Torkarmekanism
0310		85 07 089				1	Motor	.Motor
0320		70 96 944				1	Nut	.Mutter
0330		88 02 175				1	Washer	.Bricka
0340		79 34 789				1	Screw	.Skruv
0350		85 35 353				1	Motor support	.Motorfäste
0360		79 22 719				5	Screw	.Skruv
0380		85 65 350			(7107238, 7155690)	1	Seal nut	.Tätning
0390		85 22 286				1	Relay	.Relä
0400		85 10 125				2	Jet	.Munstycke
0410		85 33 356				1	Hose	.Slang
0420		85 33 267				1	Hose	.Slang
0430		85 18 656				1	Hose	.Slang
0440		85 33 341				1	Branch tube	.Grenrör
0450		85 10 091				1	Crank arm	.Vevarm
0460		85 41 534				1	Screw	.Skruv
0470		80 19 987				4	Clip	.Clip
0480		79 33 443				1	Clip	.Clip
0490		71 55 500						
0500								
0500	6	85 72 653				X	PART KIT, ROTOR	DELSATS ROTOR

0	General	1-A02
1	Tools	1-B02
2	Engine	1-D02
3	Electrical system,	
	Instruments	1-G02
4	Transmission	1-I02
5	Brakes	1-K02
6	Front assembly,	
	Steering	1-L02
7	Suspension,	
	Wheels	2-A02
8	Body	2-B02
9	Tool	
	Labels	2-G02
10	Numerical	
	register	2-H02
3	GROUP INDEX	
	Battery and battery cables	1-G06
	Alternator	1-G06
	Starter	1-G10
	Ignition system	1-G12
	Lighting	1-G16
	Electrical equipment, other	1-G24
	Wiring and fuses	1-H14
	Complete sets	1-H24

# 4

Kraftöverföring  
Transmission  
Kraftübertragung  
Transmission  
Transmisión

Transmission

Kraftöverföring

## 1-102

0050  
0020  
0040  
0060  
0080  
0100  
0120  
0140  
0160  
0180  
0200  
0240  
0260  
0280  
0330  
0340  
0350  
0360  
0400  
0460  
0490  
0500  
0520  
0540  
0560  
0580  
0581  
0582  
0583  
0585  
0586  
0920  
0940  
0960  
0980  
1000  
1020  
1040  
1080  
1100  
1120  
1170  
1180  
1200  
1210  
1240  
1300  
1330  
1340  
1360  
1380  
1400  
1420  
1421  
1422

### CONTENTS

<b>Clutch</b>			
Clutch, clutch disc, clutch cover .....	4 : 5	1-106	
<b>Clutch control</b>			
Pedal, master cylinder, LHD .....	4 : 7	1-108	
Pedal, master cylinder, RHD .....	4 : 9	1-110	
<b>Gear box</b>			
Primary gear case, 4-Speed .....	4 : 13	1-114	
Gear box case, oil pan, 4-Speed .....	4 : 15	1-116	
Primary gear case, 5-Speed .....	4 : 19	1-120	
Gear box case, oil pan, 5-Speed .....	4 : 21	1-122	
Release bearing, slave cylinder .....	4 : 25	1-J02	
Shafts, gears, gear shifts bars, 4-Speed .....	4 : 27	1-J04	
Shafts, gears, gear shifts bars, 5-Speed .....	4 : 31	1-J08	
Differential, inner universal joint .....	4 : 37	1-J14	
<b>Gear box control</b>			
Gear shift lever, -housing and -rod .....	4 : 39	1-J16	
Drive shafts, outer universal joint .....	4 : 41	1-J18	
<b>Complete sets</b>			
Transmission .....	4 : 43	1-J20	

### INNEHÅLLSFÖRTECKNING

<b>Koppling</b>			
Koppling, lamell, kopplingskåpa .....	4 : 5	1-106	
<b>Kopplingsmanövrering</b>			
Pedal, huvudcylinder, LHD .....	4 : 7	1-108	
Pedal, huvudcylinder, RHD .....	4 : 9	1-110	
<b>Växellåda</b>			
Primärväxellhus, 4-Växlad .....	4 : 13	1-114	
Växellådshus, oljesump, 4-Växlad .....	4 : 15	1-116	
Primärväxellhus, 5-Växlad .....	4 : 19	1-120	
Växellådshus, oljesump, 5-Växlad .....	4 : 21	1-122	
Ultrampningslager, slävcylinder .....	4 : 25	1-J02	
Axlar, kugghjul, växelförare, 4-Växlad .....	4 : 27	1-J04	
Axlar, kugghjul, växelförare, 5-Växlad .....	4 : 31	1-J08	
Differential, inre knut .....	4 : 37	1-J14	
<b>Växellådsmanövrering</b>			
Växelspak, växelspakhus, växelstång .....	4 : 39	1-J16	
Drivaxlar, yttre knut .....	4 : 41	1-J18	
<b>Satser</b>			
Kraftöverföring .....	4 : 43	1-J20	

### MASTER INDEX

0	General	1
1	Tools	1
2	Engine	1
3	Electrical system, Instruments	1
4	Transmission	1
5	Brakes	1
6	Front assembly, Steering	1
7	Suspension, Wheels	2
8	Body	2
9	Tool, Labels	2
10	Numerical register	2

### 4 GROUP INDEX

Clutch
Clutch control
Gear box
Gear box control
Complete sets



## INHALTSVERZEICHNIS

<b>Kupplung</b>			
Kupplung, Kupplungsscheibe, Kupplungshaube .....	4 : 5	1-106	
<b>Kupplungsmechanismus</b>			
Pedale, Hauptzylinder, linksgesteuerte .....	4 : 7	1-108	
Pedale, Hauptzylinder, rechtsgesteuerte .....	4 : 9	1-110	
<b>Getriebe</b>			
Primärantriebsgehäuse, 4-Gang-Getriebe .....	4 : 13	1-114	
Getriebegehäuse, Ölwanne, 4-gang-Getriebe .....	4 : 15	1-116	
Primärantriebsgehäuse, 5-Gang-Getriebe .....	4 : 19	1-120	
Getriebegehäuse, Ölwanne, 5-gang-Getriebe .....	4 : 21	1-122	
Ausrücklager, Nebenzynder .....	4 : 25	1-J02	
Wellen, Zahnäder, Schafthführungen, 4-gang-Getriebe .....	4 : 27	1-J04	
Wellen, Zahnäder, Schafthführungen, 5-gang-Getriebe .....	4 : 31	1-J08	
Differential, inneres Antriebsgelenk .....	4 : 37	1-J14	
<b>Getriebemechanismus</b>			
Schalthebel, Schalthebelgehäuse, Schaltstange .....	4 : 39	1-J16	
Antriebsachse, äusseres Antriebsgelenk .....	4 : 41	1-J18	
<b>Komplete Sätze</b>			
Kraftübertragung .....	4 : 43	1-J20	

## TABLE DES MATIERES

<b>Embrayage</b>			
Embrayage, disque, carter .....	4 : 5	1-106	
<b>Commande d'embrayage</b>			
Pédale, maître-cylindre, V-à-G .....	4 : 7	1-108	
Pédale, maître, V-à-D .....	4 : 9	1-110	
<b>Boîte de vitesses</b>			
Carter de engrenage primaire, 4-Vitesses .....	4 : 13	1-114	
Carter de boîte de vitesses, carter inférieur, 4-Vitesses .....	4 : 15	1-116	
Carter de engrenage primaire, 5-Vitesses .....	4 : 19	1-120	
Carter de boîte de vitesses, carter inférieur, 5-Vitesses .....	4 : 21	1-122	
Butée d'embrayage, cylindre esclave .....	4 : 25	1-J02	
Arbres pignons-fourchettes entraînements, 4-Vitesses .....	4 : 27	1-J04	
Arbres pignons-fourchettes entraînements, 5-Vitesses .....	4 : 31	1-J08	
Differential, joint cardan intérieur .....	4 : 37	1-J14	
<b>Commande de boîte de vitesses</b>			
Lévier, boîte et tringle de changement de vitesses .....	4 : 39	1-J16	
Arbre d'entraînement, joint cardan extérieur .....	4 : 41	1-J18	
<b>Jeux complets</b>			
Transmission .....	4 : 43	1-J20	

0050

3162

3164

3166

3500

3520

3540

3560

3580

3600

3620

3660

3680

3700

3750

3760

3780

3790

3820

3880

3910

3920

3940

3960

3980

4000

4020

4021

4022

## SUMARIO

<b>Embrague</b>			
embrague, disco de embrague, tapa de embrague .....	4 : 5	1-106	
<b>Mando de embrague</b>			
Pedal, cilindro principal, D a i .....	4 : 7	1-108	
Pedal, cilindro principal, D a d .....	4 : 9	1-110	
<b>Cambio</b>			
Caja de engranaje primario, 4-Velocidades .....	4 : 13	1-114	
Cárter de caja de cambios, 4-Velocidades .....	4 : 15	1-116	
Caja de engranaje primario, 5-Velocidades .....	4 : 19	1-120	
Cárter de caja de cambios, 5-Velocidades .....	4 : 21	1-122	
Coinete de empuje, cilindro esclavo .....	4 : 25	1-J02	
Ejes, engranajes, horquillas de mando de velocidades, 4-Velocidades .....	4 : 27	1-J04	
Ejes, engranajes, horquillas de mando de velocidades, 5-Velocidades .....	4 : 31	1-J08	
Deferencial, junta homocinética interior .....	4 : 37	1-J14	
<b>Mandos del cambio</b>			
Palanca, caja y barra de cambios .....	4 : 39	1-J16	
Eje de accionamiento, junta homocinética exterior .....	4 : 41	1-J18	
<b>Juegos completos</b>			
Transmisión .....	4 : 43	1-J20	

## MASTER INDEX

0	General
1	Tools
2	Engine
3	Electrical system, Instruments
4	Transmission
5	Brakes
6	Front assembly, Steering
7	Suspension, Wheels
8	Body
9	Tool, Labels
10	Numerical register

## 4 GROUP INDEX

Clutch
Clutch control
Gear box
Gear box control
Complete sets



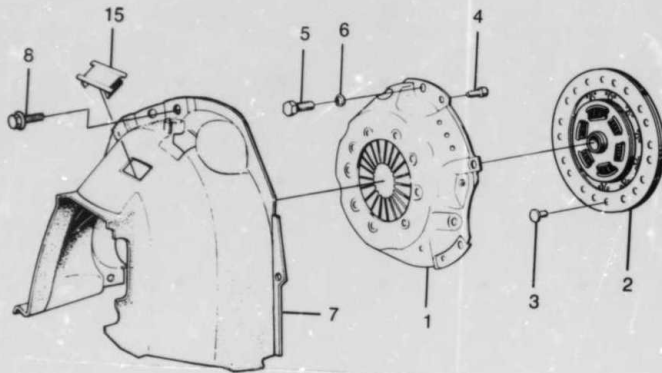
# 1-106

Clutch  
Clutch, clutch disc,  
clutch cover

Koppling  
Koppling, lamell  
kopplingskåpa

MASTER INDEX

Q100	Pos	Part No./Art.-nr	Notes/Anmärkningar	Qty/ Antal	Description	Benämning	S
0010	1	87 04 113	1-1986	1	Pressure plate	Tryckskiva	2
0020	1	87 20 243	1987-	1	Pressure plate	Tryckskiva	2
0030	2	83 07 498	(36,700)	1	Clutch disc	Lamell	2
0040	2	87 22 324	(37)	1	Clutch disc	Lamell	2
0050	2	87 22 324	(37), 5-SPEED	1	Clutch disc	Lamell	2
0060	3	83 00 469		20	Rivet	Nit	5
0070	4	83 07 407		3	Guide pin	Styrstift	5
0080	5	80 82 368		6	Screw	Skruv	5
0090	6	83 80 982		6	Washer	Bricka	5
0100	7	93 62 658		1	Clutch cover	Kopplingskåpa	5
0110	8	79 72 466		3	Screw	Skruv	5
0120	15	83 38 899		1	Cover	Lock	5
0130		83 80 214	see page 4-043, 1-J20	1	Clutch disc lining kit with rivet	Lamellbelägsats med nit	5
0140		88 18 080	36), 4-SPEED see page 4-043, 1-J20	X	Repair kit, clutch	Kopplingssats	6
0150		88 18 098	37,700), 4-SPEED see page 4-043, 1-J20	X	Repair kit, clutch	Kopplingssats	6
0170		88 18 098	37,700), 5-SPEED see page 4-043, 1-J20	X	Repair kit, clutch	Kopplingssats	6
0190		88 18 262	13)	X	Repair kit, clutch	Rep. sats, koppling	2
0200			see page 4-045, 1-J22				
0210							
0220							



R 6563-90

13. Ch.--F6010403.

36. Asbestos

37. Asbestos free

700. Also available as exchange unit. Finns även som utbytesenhet. Auch als Austauschteil lieferbar. Egalement disponible en unite de rechange. Tambien puede obtenerse como unidad de recambio. Disponibile anche come unita di ricambio.

SAAB genuine parts  
original reservdelar

SAAB 90 M85-87

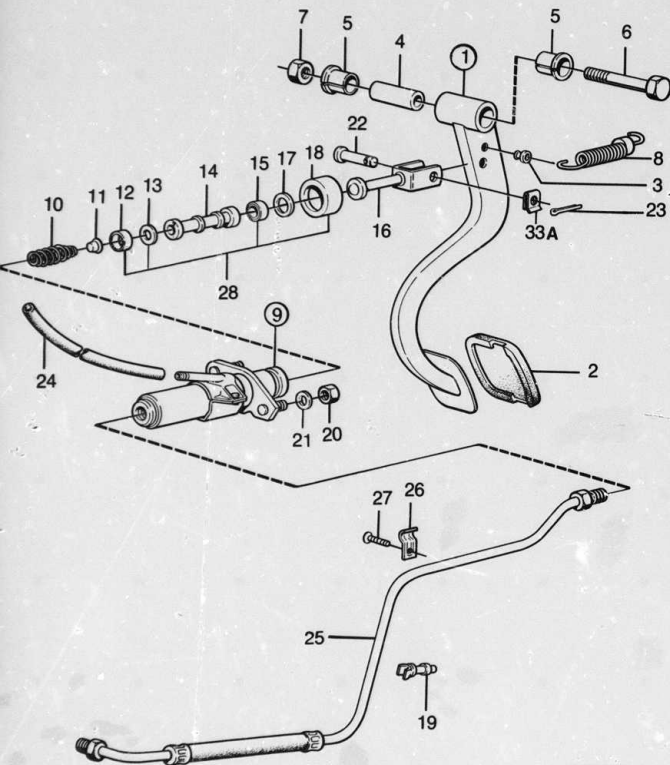
1990-02

R6563

Page 04-005

4 GROUP INDEX

Clutch  
Clutch control  
Gear box  
Gear box control  
Complete sets



R 7371-90

# 1-108

Clutch control  
Pedal, master cylinder  
LHD

Kopplingsmanövrering  
Pedal, huvudcylinder  
LHD

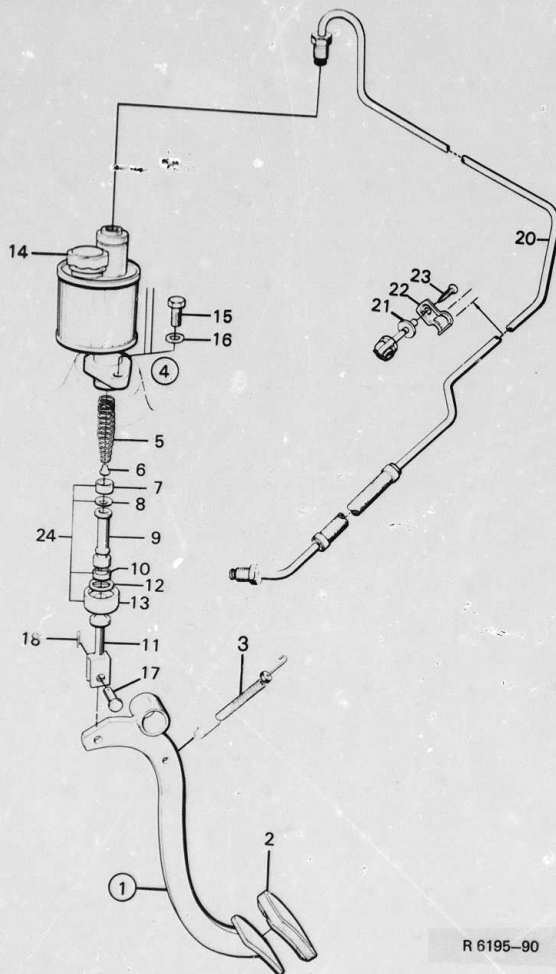
0200	Pos	Part No./Art nr	K	Notes/Anmärkningar	Qty/ Antal	Description	Benämning	S
0020	1	89 24 524			1	Clutch pedal assy	Kopplingspedal kpl	6
0040	2	71 93 188			1	Pedal rubber	Pedalgummi	3
0060	3	84 07 983			1	Bushing	Bussning	4
0080	4	89 24 490			1	Distance tube	Distansrör	4
0100	5	89 48 051			2	Bushing	Bussning	4
0140	6	80 84 196			1	Screw	Skruv	5
0160	7	80 73 538			1	Nut	Mutter	5
0180	8	89 15 159			1	Spring	Fjäder	3
0205	9	89 44 985			1	Master cylinder assy	Huvudcylinder kpl	2
0225	10	89 86 622			1	Spring	Fjäder	3
0245	11	89 45 156			1	Spring retainer	Fjädrhållare	5
0265	12	89 45 248	S		1	Gasket	Packning	5
0285	13	89 45 255	S		1	Washer	Bricka	5
0305	14	89 45 263			1	Piston	Kolv	6
0320	15	89 40 769	S		1	Seal	Packning	5
0340	16	89 27 105			1	Push rod	Stötstång	5
0360	17	73 13 232			1	Lock ring	Låsring	5
0380	18	73 13 240	S		1	Seal bellows	Tätningstång	6
0400	19	79 83 887			1	Pipe clip	Rörclip	5
0420	20	80 74 106			2	Nut	Mutter	5
0440	21	79 33 849			2	Washer	Bricka	5
0460	22	79 09 989		-1985	1	Shaft bolt	Axelbult	5
0465	22	89 56 443		1986-	1	Shaft bolt	Axelbult	5
0480	23	79 04 394		-1985	1	Split pin	Saxpinne	3
0485	23A	82 52 553		1986-	1	Clip	Säkringsclips	5
0500	24	89 27 139			1	Hose, intake	Slang, inlopp	5
0560	25	89 37 948			1	Hose	Slang	2
0580	26	83 71 551			1	Clamp	Klamma	5
0600	27	79 22 891			1	Screw	Skruv	5
0641	28	89 93 156		see page 4-043, 1-J20	1	Repair kit, master cylinder	Reparationsatts, huvudcylinder	1

## MASTER INDEX

- 0 General
- 1 Tools
- 2 Engine
- 3 Electrical system, Instruments
- 4 Transmission
- 5 Brakes
- 6 Front assembly, Steering
- 7 Suspension, Wheels
- 8 Body
- 9 Tool, Labels
- 10 Numerical register

## 4 GROUP INDEX

- Clutch
- Clutch control
- Gear box
- Gear box control
- Complete sets



R 6195-90

# 1-110

Clutch control  
Pedal, master cylinder  
RHD

Kopplingsmanövrering  
Pedal, huvudcylinder  
RHD

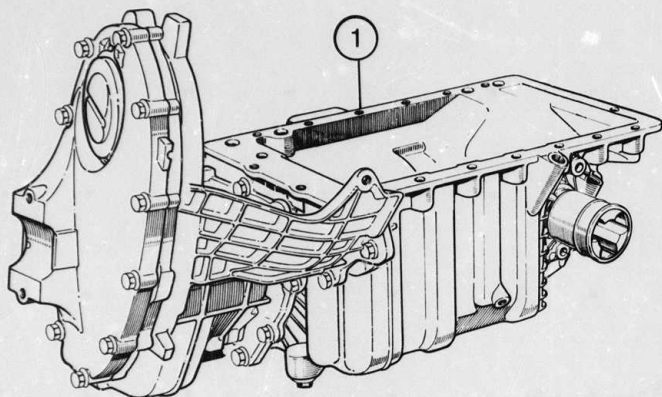
0225	Pos	Part No/Art nr	K	S	Notes/Anmärkningar	Qty/ Antal	Description	Benämning	S	L
0080	1	89 27 063				1	Clutch pedal assy	Kopplingspedal kpl	6	
0120	2	71 93 188				1	Pedal rubber	Pedalgummi	3	
0140	3	89 15 159				1	Spring	Fjäder	3	
0165	4	89 44 993				1	Master cylinder assy	Huvudcylinder kpl	2	
0205	5	89 96 622			(8945123)	1	Spring	Fjäder	3	
0225	6	89 45 156				1	Spring retainer	Fjäderhållare	5	
0245	7	89 45 248	S			1	Gasket	Packning	5	
0265	8	89 45 255	S			1	Washer	Bricka	5	
0305	9	89 45 263				1	Piston	Kolv	6	
0320	10	89 30 034	S			1	Seal	Packning	1	
0340	11	73 48 964				1	Push rod	Stötstång	5	
0360	12	73 13 232				1	Lock ring	Låsring	5	
0380	13	73 13 240	S			1	Seal bellows	Tätningssälg	6	
0400	14	73 12 176				1	Cover	Löck	4	
0440	15	80 82 943				2	Screw	Skruv	5	
0460	16	79 33 849				2	Washer	Bricka	5	
0480	17	79 09 963				1	Shaft bolt	Axelbult	5	
0500	18	79 04 394				1	Split pin	Saxpinne	3	
0610	20	89 45 321				1	Hose	Slang	2	
0620	21	79 63 887				2	Clip	Clip	5	
0640	22	83 71 551				1	Clamp	Klamma	5	
0660	23	79 22 891				1	Screw	Skruv	1	
0700	24	89 93 156			see page 4-043, 1-J20	1	Repair kit, master cylinder	Reparationssats, huvudcylinder	1	

## MASTER INDEX

- 0 General
- 1 Tools
- 2 Engine
- 3 Electrical system, Instruments
- 4 Transmission
- 5 Brakes
- 6 Front assembly, Steering
- 7 Suspension, Wheels
- 8 Body
- 9 Tool, Labels
- 10 Numerical register

## 4 GROUP INDEX

- 5 Clutch
- Clutch control
- Gear box
- Gear box control
- Complete sets



R 7778-90

# 1-112

Gear box assy  
Manual

Växellåda kpl  
Manuell

0300	Pos	Part No/Art nr	K S	Notes/Anmärkningar	Qty/ Antal	Description	Benämning	S L
0010						4-SPEED	4-VÄXLAD	
0020								
0030	1	93 21 274		700), --1986	1	Gear box assy	Växellåda kpl	5
0040				MARKED: GM 34505				
0050	1	87 23 819		700), 1987--	1	Gear box assy	Växellåda kpl	5
0060				MARKED: GM 34507				
0070								
0080								
0090						5-SPEED	5-VÄXLAD	
0100								
0110	1	87 22 423		20,700)	1	Gear box assy	Växellåda kpl	5
0120				MARKED: GM 45605				
0130	1	87 23 058		21,700)	1	Gear box assy	Växellåda kpl	5
0140				MARKED: GM 45607				

## MASTER INDEX

0	General	1
1	Tools	1
2	Engine	1
3	Electrical system, Instruments	1
4	Transmission	1
5	Brakes	1
6	Front assembly, Steering	1
7	Suspension, Wheels	2
8	Body	2
9	Tool, Labels	2
10	Numerical register	2

## 4 GROUP INDEX

Clutch	1
Clutch control	1
Gear box	1
Gear box control	1
Complete sets	1

20. Gear box --671841. --759477.

21. Gear box 671842--. 759478--.

700. Also available as exchange unit. Finns även som utbytesenhet. Auch als Austauschenteil lieferbar. Egalement disponible en unite de rechange. Tambien puede obtenerse como unidad de recambio. Disponibile anche come unita di ricambio.

# 1-114

Gear box, 4-speed  
Primary gear case

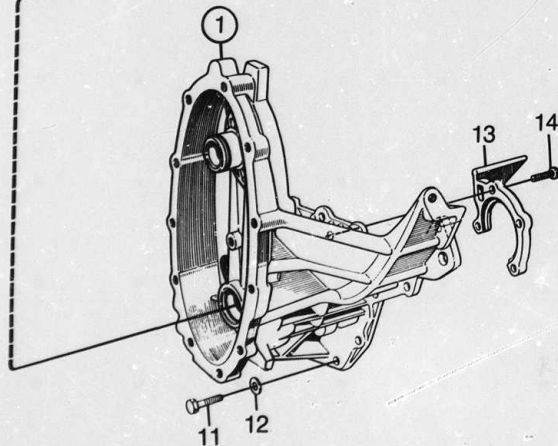
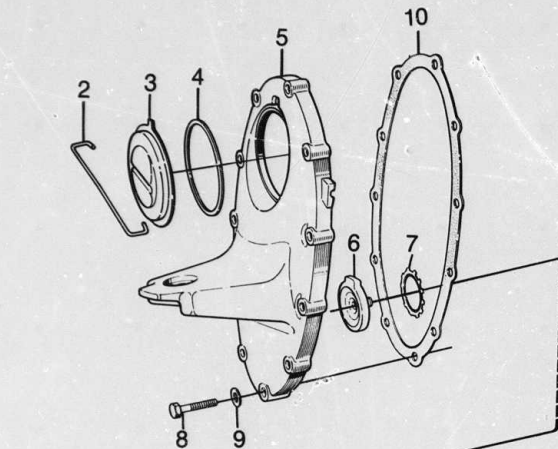
Växellåda, 4--växlad  
Primärväxelhus

## MASTER INDEX

0	General	1-A0
1	Tools	1-B0
2	Engine	1-D0
3	Electrical system, Instruments	1-G0
4	Transmission	1-I02
5	Brakes	1-K0
6	Front assembly, Steering	1-L0
7	Suspension, Wheels	2-A0
8	Body	2-B0
9	Tool, Labels	2-G0
10	Numerical register	2-H0

## 4 GROUP INDEX

Clutch	1-I0
Clutch control	1-I0
Gear box	1-I1
Gear box control	1-J
Complete sets	1-J2



R9279-90

Pos	Part No/Art nr	K S	Notes/Anmärkningar	Qty/ Antal	Description	Benämning	S
0309			see page 4-011, 1-112				
0020	1	87 04 504		1	Gear box assy	Växellåda kpl	5
0060	2	87 10 303		1	Primary gear case	Primärväxelhus	6
0080	3	87 10 956		1	Yoke	Bygel	5
0100	4	87 13 216		1	Cover, clutch shaft	Lock, lamellaxel	
0120	5	87 15 211		1	Gasket	Packning	
0140	6	87 14 750		1	Primary gear cover	Primärväxellock	5
0160	7	87 14 743		1	Oil collector	Oljeuppsamlare	5
0180	8	80 83 958		1	Lock ring	Låsring	5
0200	9	80 29 985		11	Screw	Skruv	5
0220	10	87 12 903	26)	11	Washer	Bricka	5
0240	10	87 25 012	27)	1	Gasket	Packning	4
0250	10	80 83 933		1	Gasket	Packning	4
0260	11	80 29 985		10	Screw	Skruv	5
0280	12	87 00 775		10	Washer	Bricka	5
0300	13	87 03 852		1	Bearing support	Lagerstöd	6
0320	14			4	Screw	Skruv	5

26. Gear box --206963, --694101, --913909  
27. Gear box 206964-- , 694102-- , 913910--

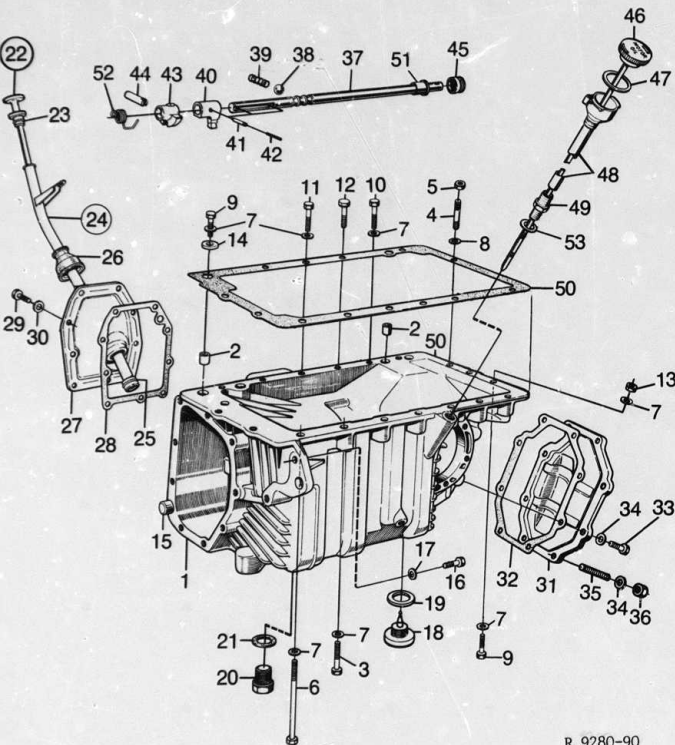
SAAB genuine parts  
original reservdelar

SAAB 90 M85-87

1990-02

R9279 Page 04-013





R 9280-90

# 1-116

Gear box, 4-speed  
Gear box case, oil pan

Växellåda, 4-växlad  
Växellådshus, oljesump

0310	Pos	Part No/Art nr	K	Notes/Anmärkningar	Qty/ Antal	Description	Benämning	S
0010	1	87 21 300	S	see page 4-011, 1-112	1	Gear box assy	Växellåda kpl	6
0020				1), (8719585)		Gear box case	Växellådshus	6
0030				USE TOGETHER WITH				
0031				81117715, 8721318 AND				
0032				8721326				
0040	1	87 21 300	S	2)	1	Gear box case	Växellådshus	6
0050	2	83 00 725	S		2	Guide bushing	Styrbussning	4
0060	3	80 83 958	S		6	Screw	Skruv	5
0070	4	93 46 388	S	-1986	1	Stud	Pinnskruv	5
0080	4	80 05 928	S	1987	1	Stud	Pinnskruv	5
0090	5	80 74 106	S		1	Nut	Mutter	5
0100	6	79 65 569	S		1	Screw	Skruv	5
0110	7	80 29 985	S		14	Washer	Bricka	5
0120	8	83 80 982	S		1	Washer	Bricka	5
0130	9	93 46 354	S		1	Screw	Skruv	5
0140	10	93 46 362	S		5	Screw	Skruv	5
0150	11	93 46 370	S		1	Screw	Skruv	5
0160	12	80 83 941	S		1	Screw	Skruv	5
0170	13	80 74 106	S		1	Nut	Mutter	5
0180	14	70 61 328	S		1	Washer	Bricka	5
0190	15	87 23 967	S		2	Cylindrical pin	Cylindrisk pinne	5
0200	16	80 82 968	S	(8342594)	1	Screw	Skruv	5
0210	17	80 29 985	S		1	Washer	Bricka	5
0220	18	87 17 407	S		1	Drain plug, gear box	Avtappningsplugg, växellåda	6
0230								
0240	19	87 17 415	S		1	Gasket, gear box	Packning, växellåda	4
0250	20	87 11 871	S		1	Drain plug, engine	Avtappningsplugg, motor	1
0260	21	87 18 439	S		1	Gasket	Packning	1
0270	22	75 46 872	S	(8334526)	1	Dipstick assy	Oljemätsticka kpl	3
0280	23	79 71 948	S		1	O-ring	O-ring	2
0290	24	75 42 921	S		1	Tube, dipstick assy	Rör, oljemätsticka kpl	6
0300	25	79 71 930	S		1	O-ring	O-ring	2
0310	26	83 34 401	S		1	Cup	Kopp	2
0320	27	87 15 377	S		1	Cover	Kåpa	6
0330	28	87 15 393	S	26)	1	Gasket	Packning	3
0340	28	87 25 053	S	27)	1	Gasket	Packning	3
0350	29	80 82 935	S		9	Screw	Skruv	5
0360	30	80 29 985	S		9	Washer	Bricka	5
0370	31	87 27 729	S	REAR, (8720377)(8723470)	1	Cover	Kåpa	5
0380	32	87 18 785	S	26)	1	Gasket	Packning	3
0400	32	87 25 038	S	27)	1	Gasket	Packning	3
0410	33	80 83 933	S		8	Screw	Skruv	5
0420	34	80 29 985	S		8	Washer	Bricka	5
0430	35	87 13 950	S		2	Stud	Skruv	5
0440	36	80 74 106	S		2	Nut	Mutter	5
0450	37	87 12 192	S		1	Gear selector rod	Växelväljärstäng	5
0460	38	83 41 257	S		1	Ball	Kula	5
0470	39	87 19 775	S		1	Spring	Fjäder	5
0480	40	83 43 014	S		1	Driver	Medbringare	5
0490	41	80 49 553	S		2	Tension pin	Spännstift	5
0500	42	79 56 154	S	INNER	1	Tension pin	Spännstift	5
0510	43	87 12 200	S		1	Detent	Spärr	3
0520	44	87 12 952	S		1	Guide pin	Styrtapp	5
0530	45	83 44 335	S		1	Seal ring	Tätningsring	4
0540	46	93 61 650	S		1	Dipstick assy	Oljemätsticka kpl	3
0550	47	93 61 544	S		1	Gasket	Packning	4
0560	48	83 68 200	S		1	Tube, dipstick	Rör, oljemätsticka	6
0570	49	93 61 452	S		1	Nipple	Nippel	6
0580	50	75 14 946	S	(7510241)	1	Gasket	Packning	6

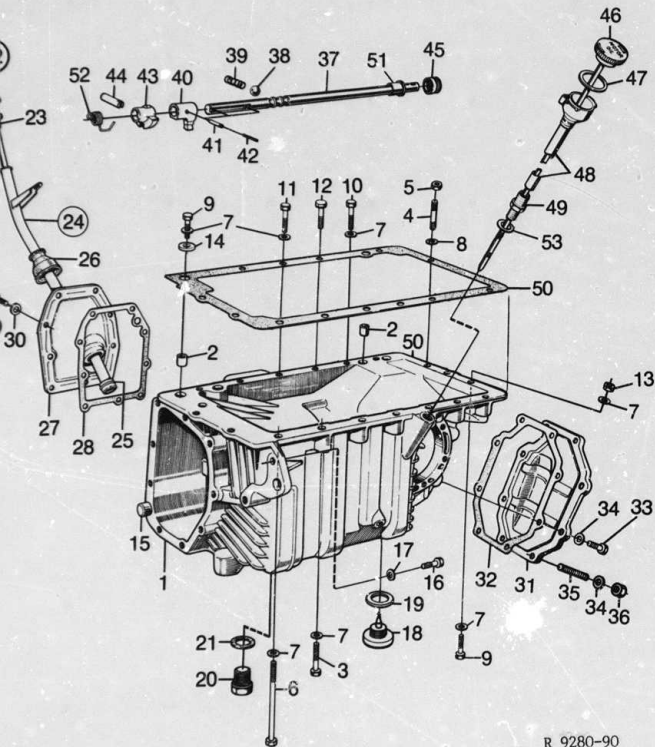
1. Gear box --192459.
2. Gear box 192460--.
26. Gear box --206963, --694101, --913909
27. Gear box 206964--., 694102--., 913910--

## MASTER INDEX

0	General	1-A02
1	Tools	1-B02
2	Engine	1-D02
3	Electrical system, Instruments	1-G02
4	Transmission	1-I02
5	Brakes	1-K02
6	Front assembly, Steering	1-L02
7	Suspension, Wheels	2-A02
8	Body	2-B02
9	Tool, Labels	2-G02
10	Numerical register	2-H02
4 GROUP INDEX		
	Clutch	1-I06
	Clutch control	1-I08
	Gear box	1-I14
	Gear box control	1-J16
	Complete sets	1-J20

## 1-118

## MASTER INDEX



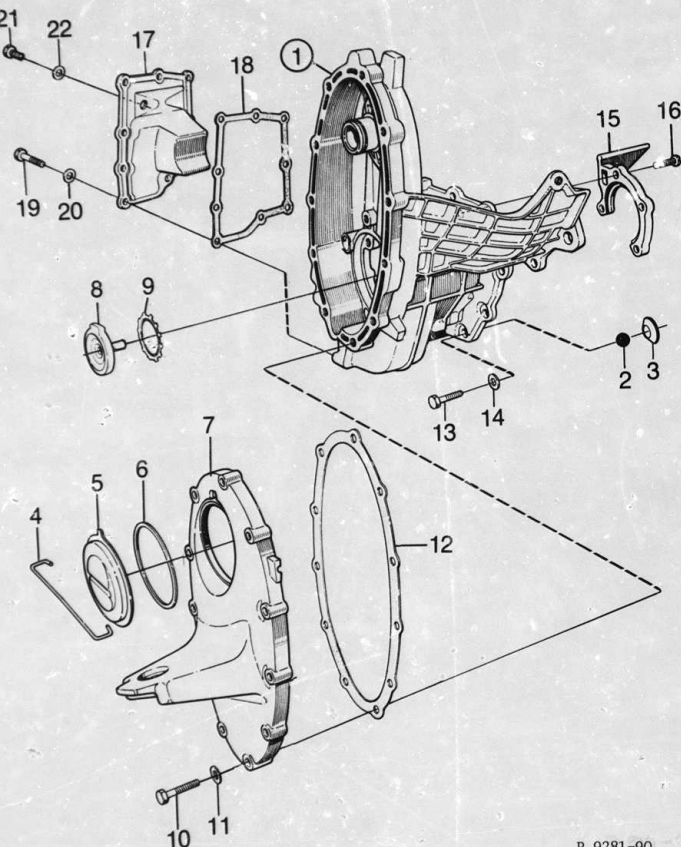
R 9280-90

0310	Pos	Part No./Art nr	K S	Notes/Anmärkningar	Qty/ Antal	Description	Benämning
0590		75 10 258		TUBE 310 ML BOSTIK TYPE	X	.Sealing compound for	.Tätningsmedel för
0600				45/3009065		75 14946 and 75 10241	75 14946 och 75 10241
0610	51	87 11 608			1	.Bushing	.Bussning
0620	52	87 12 184			1	.Spring	.Fjäder
0630	53	93 61 627			1	.Seal washer	.Tätningsbricka

0	General	1-A02
1	Tools	1-B02
2	Engine	1-D02
3	Electrical system,	
	Instruments	1-G02
4	Transmission	1-I02
5	Brakes	1-K02
6	Front assembly,	
	Steering	1-L02
7	Suspension,	
	Wheels	2-A02
8	Body	2-B02
9	Tool,	
	Labels	2-G02
10	Numerical	
	register	2-H02

## 4 GROUP INDEX

Clutch	1-I06
Clutch control	1-I08
Gear box	1-I14
Gear box control	1-J16
Complete sets	1-J20



R 9281-90

# 1-I20

Gear box, 5-speed  
Primary gear case

Växellåda, 5-växlad  
Primärväxelhus

## MASTER INDEX

0	General	1-A02
1	Tools	1-B02
2	Engine	1-D02
3	Electrical system,	
	Instruments	1-G02
4	Transmission	1-I02
5	Brakes	1-K02
6	Front assembly,	
	Steering	1-L02
7	Suspension,	
	Wheels	2-A02
8	Body	2-B02
9	Tool,	
	Labels	2-G02
10	Numerical	
	register	2-H02

## 4 GROUP INDEX

Clutch	1-A06
Clutch control	1-I08
Gear box	1-I14
Gear box control	1-J16
Complete sets	1-J20

Pos	Part No/Art nr	Notes/Anmärkning	Qty/ Antal	Description	Benämning	S L
0020	1	see page 4-011, 1-112	1	Gear box assy	Växellåda kpl	
0100	1	GEAR BOX GM 45605	1	Primary gear case	Primärväxelhus	
0113	2	GEAR BOX GM 45607	1	Primary gear case	Primärväxelhus	6
0120	1		1	Ball	Kula	5
0140	3		1	Spring	Fjäder	4
0160	4		1	Yoke	Bygel	5
0180	5		1	Cover, clutch shaft	Lock, lamellaxel	5
0200	6		1	Gasket	Packning	5
0220	7		1	Primary gear cover	Primärväxellock	5
0280	8		1	Oil collector	Oljeuppsamlare	5
0300	9		1	Lock ring	Låsring	5
0320	10		11	Screw	Skruv	5
0340	11		11	Washer	Bricka	5
0360	12		1	Gasket	Packning	4
0370	12		1	Gasket	Packning	4
0380	13		10	Screw	Skruv	5
0400	14		10	Washer	Bricka	5
0410	15		1	Bearing support	Lagerstöd	6
0420	15		1	Bearing support	Lagerstöd	6
0440	16		4	Screw	Skruv	5
0450	16		4	Screw	Skruv	5
0460	17		4	Screw	Skruv	5
0480	18		1	Cover	Lock	5
0490	18		1	Gasket	Packning	4
0500	19		1	Gasket	Packning	4
0520	20		9	Screw	Skruv	5
0540	21		9	Washer	Bricka	5
0560	22		1	Screw	Skruv	5
			1	Gasket	Packning	5

5. Gear box --589858 --625621.  
6. Gear box 589859-- 625622--  
26. Gear box --206963, --694101, --913909  
27. Gear box 206964-- 694102-- 913910--

SAAB genuine parts  
original reservdelar

SAAB 90 M85-87

1990-02

R9281

Page 04-019

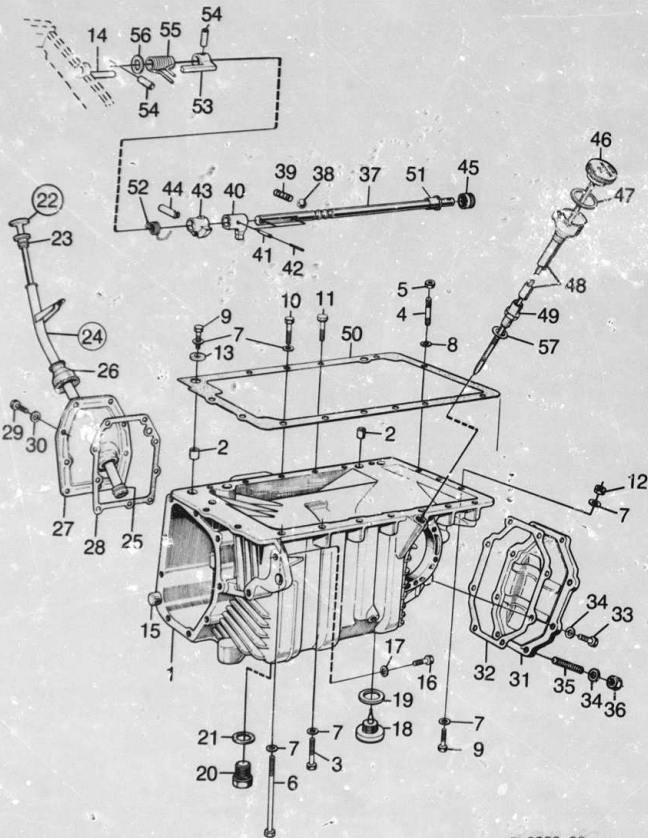
## 1-122

## MASTER INDEX

1	General	1-A02
2	Tools	1-B02
3	Engine	1-D02
4	Electrical system,	
	Instruments	1-G02
5	Transmission	1-I02
6	Brakes	1-K02
7	Front assembly,	
	Steering	1-L02
8	Suspension,	
	Wheels	2-A02
9	Body	2-B02
10	Tool,	
	Labels	2-G02
	Numerical	
	register	2-H02

## 4 GROUP INDEX

1	Clutch	1-I06
2	Clutch control	1-I08
3	Gear box	1-I14
4	Gear box control	1-J16
	Complete sets	1-J20



R 9282-90

0325	Pos	Part No/Art nr	K S	Notes/Anmärkning	Qty/ Antal	Description	Beskrivning	L
0010				see page 4-011, 1-112		Gear box assy	Växellåda kpl	
0020	1	87 21 300		31, (8719585)	1	Gear box case	Växellådshus	6
0021				USE TOGETHER WITH				
0022				8117715, 8721318 AND				
0023				8721326				
0030	1	87 21 300		4)	1	Gear box case	Växellådshus	6
0040	2	83 00 725			2	Guide bushing	Styrbusning	4
0050	3	80 83 958			6	Screw	Skruv	5
0060	4	93 46 388		-1986	1	Stud	Pinnskruv	5
0070	4	80 05 928		1987-	1	Stud	Pinnskruv	5
0080	5	80 74 106			1	Nut	Mutter	5
0090	6	79 65 569			1	Screw	Skruv	5
0100	7	80 29 985			12	Washer	Bricka	5
0110	8	83 80 982			1	Washer	Bricka	5
0120	9	93 46 354		(8083966)	1	Screw	Skruv	5
0130	10	80 83 933			6	Screw	Skruv	5
0140	11	80 83 941			1	Screw	Skruv	5
0150	12	80 74 106			1	Nut	Mutter	5
0160	13	70 61 328		(8300055)	1	Washer	Bricka	5
0170	14	80 49 876		GEAR BOX GM 45607	1	Tension pin	Spännstift	5
0180	15	87 23 967		(8342594)	2	Cylindrical pin	Cylindrisk pinne	5
0190	16	80 82 968			1	Screw	Skruv	5
0200	17	80 29 985			1	Washer	Bricka	5
0210	18	87 17 407			1	Drain plug, gear box	Avtappningsplugg, växellåda	6
0220								
0230	19	87 17 415			1	Gasket	Packning	4
0240	20	87 11 871		(8849606)	1	Drain plug, engine	Avtappningsplugg, motor	1
0250	21	87 18 439			1	Gasket	Packning	1
0260	22	75 46 872		(9336579)	1	Dipstick assy	Oljemätsticka kpl	3
0270	23	79 71 948			1	O-ring	O-ring	2
0280	24	75 42 921			1	Tube, dipstick assy	Rör, oljemätsticka kpl	6
0290	25	79 71 930			1	O-ring	O-ring	2
0300	26	83 34 401			1	Cup	Cup	2
0310	27	87 15 377			1	Cover	Kåpa	6
0320	28	87 15 393	S	26)	1	Gasket	Packning	3
0330	28	87 25 053		27)	1	Gasket	Packning	3
0340	29	80 82 935			9	Screw	Skruv	5
0350	30	80 29 985			9	Washer	Bricka	5
0360	31	87 27 729		REAR, (8720377)(8723470)	1	Cover	Kåpa	5
0380	32	87 16 785		26)	1	Gasket	Packning	3
0390	32	87 25 038		27)	1	Gasket	Packning	3
0400	33	80 83 933			8	Screw	Skruv	5
0410	34	80 29 985			8	Washer	Bricka	5
0420	35	87 13 950			2	Stud	Pinnskruv	5
0430	36	80 74 106			2	Nut	Mutter	5
0440	37	87 12 192		17)	1	Gear selector rod	Växelväljarstäng	5
0450	37	87 22 803		18)	1	Gear selector rod	Växelväljarstäng	5
0460	38	83 41 257			1	Ball	Kula	5
0470	39	87 19 775			1	Spring	Fjäder	5
0480	40	83 43 014			1	Driver	Medbringare	5
0490	41	80 49 553			2	Tension pin	Spännstift	5
0500	42	79 56 154		INNER	1	Tension pin	Spännstift	5
0510	43	87 12 945			1	Detent	Spärr	5
0520	44	87 12 952			1	Guide pin	Styrapp	5
0530	45	83 44 335			1	Seal ring	Tätningssring	4
0540	46	93 61 650			1	Dipstick assy	Oljemätsticka kpl	3
0550	47	93 61 544			1	Gasket	Packning	4

3. Gear box --638863. --707165.

4. Gear box 638964-- 707166--.

17. Gear box --671841. --759477.

18. Gear box 671842-- 759478--.

26. Gear box --20C963. --694101. --913909

27. Gear box 206964-- 694102-- 913910--



## 1-124

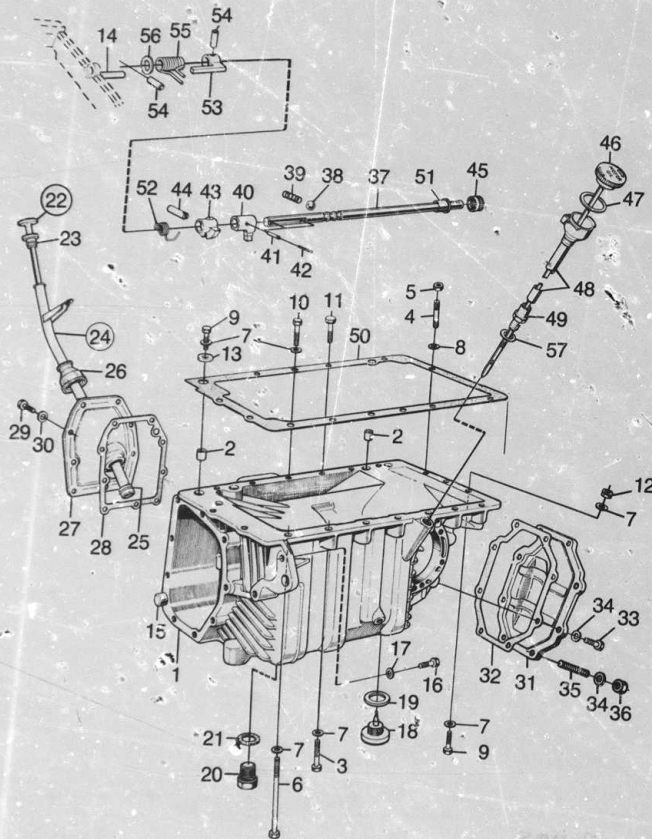
## MASTER INDEX

Pos	Part No./Art nr	K/S	Notes/Anmärkningar	Qty/ Antal	Description	Benämning	S/L
0325							
0560	48	93 68 200		1	Tube, dipstick	Rör, oljemätsticka	6
0570	49	93 61 452		1	Nipple	Nippel	6
0580	50	75 14 946	(75 10241)	1	Gasket	Packning	6
0590		75 10 258	TUBE 310 ML BOSTIK TYPE	X	Sealing compound for	Tättningsmedel för	3
0600			45/3009065		75 14946 and 75 10241	75 14946 och 75 10241	
0610	51	87 11 608		1	Bushing	Bussning	5
0620	52	87 13 166		1	Spring	Fjäder	5
0630	53	87 22 720	GEAR BOX GM 45607	1	Driver	Medbringare	5
0640	54	80 49 553	GEAR BOX GM 45607	2	Tension pin	Spännstift	5
0650	55	87 22 829	GEAR BOX GM 45607	1	Spring	Fjäder	5
0660	56	87-22 837	GEAR BOX GM 45607	1	Washer	Bricka	4
0670	57	93 61 627		1	Seal washer	Tättningsbricka	5

0	General	1-A02
1	Tools	1-B02
2	Engine	1-D02
3	Electrical system, instruments	1-G02
4	Transmission	1-I02
5	Brakes	1-K02
6	Front assembly, steering	1-L02
7	Suspension, wheels	2-A02
8	Body	2-B02
9	Tool, labels	2-G02
10	Numerical register	2-H02

## 4 GROUP INDEX

Clutch	1-I06
Clutch control	1-I08
Gear box	1-I14
Gear box control	1-J16
Complete sets	1-J20



R 9282-90

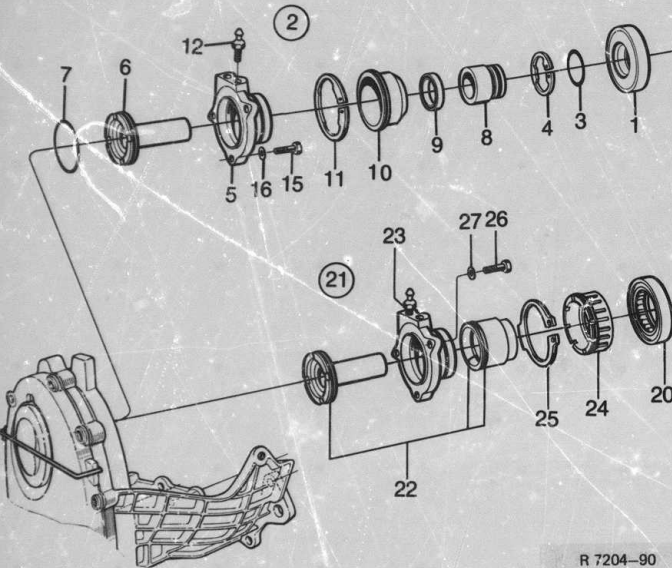


# 1-J02

Gear box  
Release bearing,  
slave cylinder

Växellåda.  
Urtrampningslager,  
slavcylinder

## MASTER INDEX



R 7204-90

0400	Pos	Part No/Art nr	K S	Notes/Anmärkningar	Qty/ Antal	Description	Benämning	S L
0040	1	87 04 728	13)		1	Release bearing	Urtrampningslager	2
0060	2	87 11 533	13)		1	Slave cylinder assy	Slavcylinder kpl	2
0080	3	87 11 285	S 13)		1	.O-ring	.O-ring	2
0101	4	87 04 801	13)		1	.Lock ring	.Spärring	5
0121	5	87 14 263	13)		1	.Cylinder housing	.Cylinderhus	4
0140	6	87 10 568	13)		1	.Sleeve	.Hylsa	4
0180	7	87 11 806	S 13)		1	.O-ring	.O-ring	2
0200	8	87 04 702	13)		1	.Piston	.Kolv	6
0220	9	87 11 855	S 13)		1	.Rubber seal	.Gummitätning	3
0225	10	87 14 412	13)		1	.Sealing sleeve	.Tätningshylsa	3
0230	11	87 14 420	13)		1	.Lock ring	.Spärring	5
0240	12	87 11 053	13)		1	.Bleeding nipple	.Urluftningsnippel	6
0322	15	80 97 925	13)		3	Screw	Skruv	5
0340	16	80 29 951	13)		3	Washer	Bricka	5
0480	16	87 81 007	13)		1	Repair kit, slave cylinder	Reparationssats, slavcylinder	5
0500				see page 4-043, 1-J20				
0520								
0540	20	87 21 995	14)		1	Release bearing	Urtrampningslager	2
0560	21	87 22 209	14)		1	Slave cylinder assy	Slavcylinder kpl	2
0580	22	87 81 072	14)		1	.Repair kit, slave cylinder	.Tätningssats, slavcylinder	1
0600				see page 4-043, 1-J20				
0620	23	87 11 053	14)		1	.Bleeding nipple	.Urluftningsnippel	6
0640	24	87 22 100	14)		1	.Sealing sleeve	.Tätningshylsa	6
0660	25	87 14 420	14)		1	.Lock ring	.Låsring	5
0680	26	80 97 925	14,30)		3	Screw	Skruv	5
0690	26	73 99 363	31)		3	Screw	Skruv	5
0700	27	80 29 951	14)		3	Washer	Bricka	5

13. Ch. --F6010403.  
14. Ch. F6010404--  
30. Ch. --H6003263  
31. Ch. H6003264--

SAAB genuine parts  
original reservdelar

SAAB 90 M85-87

1990-02

R7204 Page 04-025

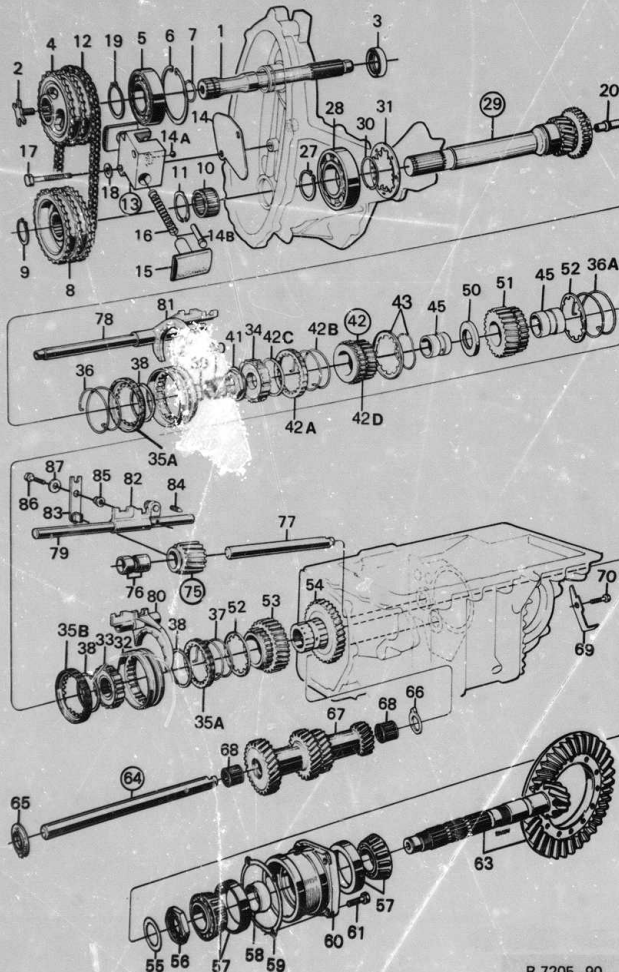
0	General	1
1	Tools	1
2	Engine	1
3	Electrical system, Instruments	1
4	Transmission	1
5	Brakes	1
6	Front assembly, Steering	1
7	Suspension, Wheels	2
8	Body	2
9	Tool, Labels	2
10	Numerical register	2
4	GROUP INDEX	
	Clutch	1
	Clutch control	1
	Gear box	1
	Gear box control	1
	Complete sets	1

# 1-J04

Gear box, 4-speed  
Shafts, gears

Väckellåda, 4-växlad  
Axlar, kugghjul

## MASTER INDEX



R 7205-90

Pos	Part No/Art nr	K	Notes/Anmärkningar
0015	1	87 11 350	see page 4-011, 1-112
0020	2	87 11 038	
0030	3	87 10 881	
0040	4	87 11 582	
0050	5	87 10 865	
0060	6	87 11 376	
0070	7	87 04 777	
0080	8	87 11 400	
0090	9	87 14 677	
0100	10	87 11 384	
0110	11	87 11 947	
0120	12	87 11 590	
0130	13	87 13 570	
0140	14	87 13 513	
0150	14A	87 13 554	
0160	14B	87 13 539	
0170	14C	87 13 497	
0180	15	87 13 521	
0190	16	80 83 982	
0200	17	80 83 982	
0210	18	80 47 839	
0220	19	80 47 839	
0230	20	87 13 158	
0240	21	80 47 854	
0250	22	87 00 767	
0260	23	87 15 872	
0270	24	87 13 224	
0280	25	87 11 954	
0290	26	87 20 419	
0300	27	87 12 150	
0310	28	87 12 283	
0320	29	87 19 924	
0330	30	87 19 916	
0340	31	87 15 120	
0350	32	87 11 103	
0360	33	87 04 942	
0370	34	79 51 437 S	
0380	35	87 00 478 S	
0390	36	87 04 108	
0400	37	87 20 476	
0401			
0402			
0403			
0412	42A	87 19 916	
0420	42B	87 00 429	
0430	42C	87 04 942	
0440	42D	87 20 484	
0450	43	87 81 155	
0460	44	87 00 205	
0470	45	87 00 239	
0480	46	87 20 468	
0490	47	87 00 361	
0500	48	87 22 266	
0510	49	87 22 266	
0520	50	87 14 925	
0530	51	87 03 340	
0540	52	87 03 357	
0550	53	87 03 365	
0560	54	87 03 365	
0570	55	87 02 359	
0580	56	83 41 034 S	
0590	57	87 25 194 S	
0595	58		

SUPERSEDED BY 8720484,  
8700429, 8704942 AND  
8719916

see page 4-045, 1-J22

(8720401)

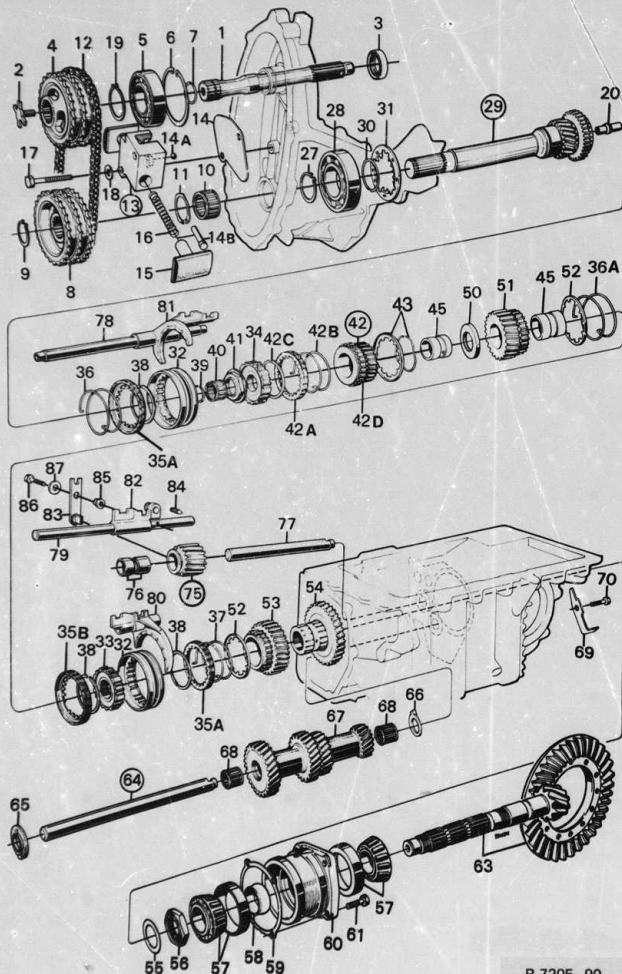
34), (8714933)  
35)

0,3MM  
0,4MM  
0,5MM

-1986  
1987-

Qty/ Antal	Description	Benämning	S
1	Gear box assy	Väckellåda kpl	3
1	Clutch shaft	Lamellaxel	3
1	Screw	Skruv	3
1	Seal ring	Tättningsring	2
1	Chain wheel, upper	Kedjehjul, övre	5
1	Roller bearing	Rullager	4
1	Lock ring	Låsring	3
1	Chain wheel, lower	Kedjehjul, nedre	5
1	Lock ring	Låsring	4
1	Needle bearing	Nålager	4
1	Lock ring	Låsring	4
3	Chain	Kedja	5
1	Chain tensioner assy	Kedjesträckare kpl	5
2	Spacer plate	Distansplatta	4
1	Ball	Kula	3
2	Plug	Plugg	3
2	Tightener shoe	Sträckarsko	5
1	Spring	Fjäder	5
1	Screw	Skruv	5
2	Washer	Bricka	5
1	Lock ring	Låsring	5
1	Connecting pipe	Förbindelserör	6
1	Lock ring	Spärring	5
1	Ball bearing	Kullager	6
1	Input shaft assy	Ingående axel kpl	6
1	Lock ring	Låsring	3
1	Guide ring	Styrning	4
2	Synchronizing muff	Synkroniseringsmuff	5
1	Synchronizing hub	Synkroniseringsnav	5
1	Synchronizing hub	Synkroniseringsnav	5
2	Synchronizing ring	Synkroniseringsring	3
1	Synchronizing ring	Synkroniseringsring	3
2	Catch spring	Spärrfjäder	6
1	Catch spring	Spärrfjäder	4
3	Lock ring	Låsring	4
1	Lock ring	Spärring	5
1	Needle bearing	Nålager	3
1	Nut	Mutter	3
1	Gear, 3rd assy	Kugghjul, 3:an kpl	4
1	..Synchronizing ring	..Synkroniseringsring	3
1	..Catch spring	..Spärrfjäder	4
1	..Lock ring	..Låsring	4
1	..Gear, 3rd	..Kugghjul, 3:an	4
1	..Guide ring set	..Styrningsats	4
2	Bushing	..Bussings	4
1	Thrust washer	..Tryckbricka	4
1	Gear, 2nd	Kugghjul, 2:an	4
2	Guide ring	..Styrning	4
1	Gear, 1st	Kugghjul, 1:an	4
1	Gear, 1st	Kugghjul, 1:an	4
1	Reverse gear	..Backdrev	4
X	Shim	..Shim	5
X	Shim	..Shim	5
X	Shim	..Shim	5
1	Nut	..Mutter	3
2	Roller bearing	..Rullager	3
2	Roller bearing	..Rullager	3

34. Gear box --208509, --806332, --932771  
35. Gear box 208510--, 806333-, 932772--



R 7205-90

# 1-J06

Gear box, 4-speed  
Shafts, gears

Växellåda, 4-växlad  
Axlar, kugghjul

0510	Pos	Part No/Art nr	K	Notes/Anmärkningar	Qty/ Antal	Description	Benämning
0600	58	87 03 530	S		1	Collapsible spacer	Spännhylsa
0610	59	83 41 752		32), 0, 10MM	X	Shim	Shim
0615	59	87 24 569		33), 0, 10MM	X	Shim	Shim
0620	59	83 41 760		32), 0, 15MM	X	Shim	Shim
0625	59	87 24 577		33), 0, 15MM	X	Shim	Shim
0630	59	83 41 778		32), 0, 30MM	X	Shim	Shim
0635	59	87 24 585		33), 0, 30MM	X	Shim	Shim
0640	59	83 44 723		32), 0, 50MM	X	Shim	Shim
0645	59	87 24 593		33), 0, 50MM	X	Shim	Shim
0655	60	87 20 732			1	Bearing house	Lagerhus
0670	61	87 18 942			4	Screw	Skruv
0680	63	87 15 799			1	Pinion and crown wheel	Pinjong och kronhjul
0700	64	87 11 509			1	Shaft, intermediate gear assy	Axel, mellandrev kpl
0710							
0720	65	87 11 327			1	Thrust washer	Tryckbricka
0730	66	87 12 325			1	Thrust washer	Tryckbricka
0740	67	87 18 678			1	Intermediate gear	Mellandrev
0750	68	87 18 660			2	Needle bearing	Nållager
0760	69	87 00 114			1	Lock plate	Låsplatta
0770	70	87 18 843			1	Screw	Skruv
0780	75	87 14 974			1	Sliding reverse gear assy	Backdrev, skjutbart kpl
0800	76	87 15 229			1	Bushing	Bussning
0810	77	87 00 130			1	Shaft, reverse gear	Axel, backdrev
0820	78	87 00 585			1	Gear shift shaft	Växelföraxel
0830	79	87 01 989		1)	1	Gear shift shaft, reverse gear	Växelföraxel, backdrev
0840							
0841	79	87 21 326		2)	1	Gear shift shaft, reverse gear	Växelföraxel, backdrev
0842							
0850	80	87 13 091			1	Gear shift fork 1-2	Växelförargaffel 1-2
0860	81	87 00 619			1	Gear shift fork 3-4	Växelförargaffel 3-4
0870	82	87 14 792			1	Gear shift fork R	Växelförargaffel B
0880	83	87 02 045			1	Lever	Hävarm
0890	84	87 18 835		1)	1	Screw	Skruv
0891	84	81 17 715		2)	1	Tension pin	Spännstift
0900	85	87 02 086			1	Sleeve	Hylsa
0910	86	87 15 054			1	Screw	Skruv
0920	87	80 29 969			1	Washer	Bricka
0930		87 80 454		see page 4-043, 1-J20	1	Bearing kit	Lagersats

1. Gear box -- 192459.
2. Gear box 192460--.
32. Gear box -- 205264, --687132, --795916
33. Gear box 205265--., 687133--., 795917--

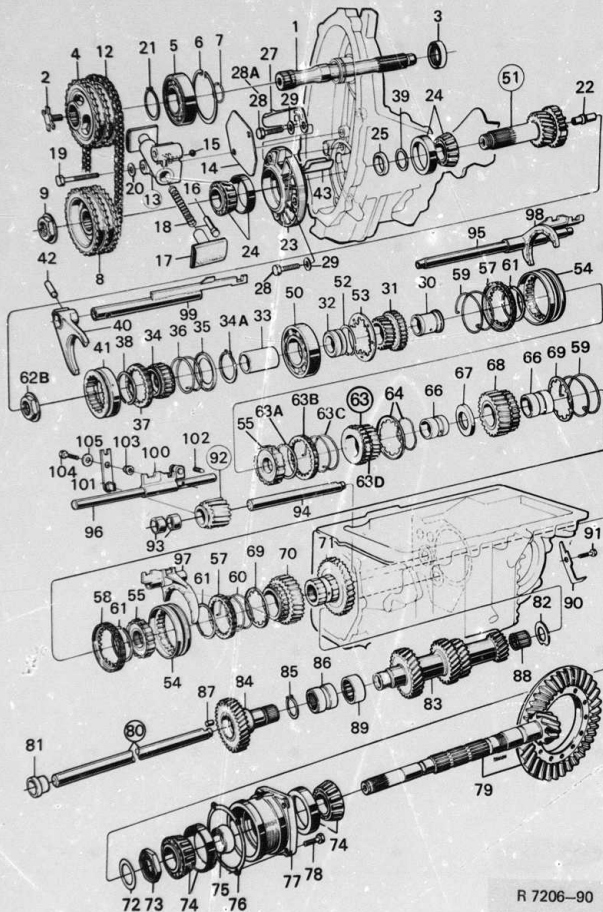
## MASTER INDEX

- 0 General
- 1 Tools
- 2 Engine
- 3 Electrical system, Instruments
- 4 Transmission
- 5 Brakes
- 6 Front assembly, Steering
- 7 Suspension, Wheels
- 8 Body
- 9 Tool, Labels
- 10 Numerical register

## 4 GROUP INDEX

- Clutch
- Clutch control
- Gear box
- Gear box control
- Complete sets





R 7206-90

# 1-J08

Gear box, 5-speed  
Shafts, gears

Växellåda, 5-växlad  
Axlar, kugghjul

0525	Pos	Part No/Art nr	Notes/Anmärkningar	Qty/ Antal	Description	Benämning	S L
			see page 4-011, 1-112				
0010	1	87 11 350		1	Gear box assy	Växellåda kpl	1
0020	2	87 11 038		1	Clutch shaft	Lamellaxel	3
0030	3	87 10 881		1	Screw	Skruv	3
0040	4	87 11 343		1	Seal ring	Tättningsring	2
0050	5	87 10 865	31 COGS	1	Chain wheel, upper	Kedghjul, övre	5
0060	6	87 11 376		1	Roller bearing	Rullager	1
0070	7	87 04 777		1	Lock ring	Spårring	4
0080	8	87 15 831	26 COGS	1	Lock ring	Låsring	5
0090	9	87 12 770		1	Chain wheel, lower	Kedghjul, nedre	5
0100	10	87 11 590		1	Nut	Mutter	5
0110	11	87 13 570		3	Chain	Kedja	5
0120	12	87 13 513		1	Chain tensioner assy	Kedjesträckare kpl	5
0130	13	87 13 554		1	Spacer plate	Distansplatta	4
0140	14	87 13 539		1	Ball	Kula	5
0150	15	87 13 497		1	Plug	Plugg	3
0160	16	87 13 521		1	Tightener shoe	Sträckarsko	5
0170	17	80 83 982		2	Spring	Fjäder	5
0180	18	80 29 985		2	Screw	Skruv	5
0190	19	80 47 839		2	Washer	Bricka	5
0200	20	87 13 158		1	Lock ring	Låsring	5
0210	21	87 12 697		1	Connecting pipe	Förbindelsör	6
0220	22	87 23 256	9)	1	Bearing house	Lagerhus	6
0230	23	87 12 838	10)	1	Bearing house	Lagerhus	3
0240	24	87 15 013		2	Roller bearing	Rullager	4
0250	25	87 15 021	9), 8,08MM	X	Spacer ring	Distansring	5
0260	26	87 15 021	9), 8,09MM	X	Spacer ring	Distansring	4
0270	27	87 15 088	9), 8,10MM	X	Spacer ring	Distansring	5
0280	28	87 15 096	9), 8,11MM	X	Spacer ring	Distansring	5
0290	29	87 23 272	10), 7,28MM	X	Spacer ring	Distansring	5
0300	30	87 23 281	10), 7,29MM	X	Spacer ring	Distansring	5
0310	31	87 23 298	10), 7,30MM	X	Spacer ring	Distansring	5
0320	32	87 23 306	10), 7,31MM	X	Spacer ring	Distansring	5
0330	33	87 14 651	0,30MM	X	Shim	Shim	5
0340	34	87 14 669	0,40MM	X	Shim	Shim	5
0350	35	87 13 588		1	Oil catcher	Oljeskopa	5
0360	36	80 83 933		2	Screw	Skruv	5
0370	37	87 19 320		1	Screw	Skruv	5
0380	38	80 29 985		2	Washer	Bricka	5
0390	39	87 13 026		1	Bushing	Lagerbussning	4
0400	40	87 14 503		1	Gear, 4th	Kugghjul, 4:an	4
0410	41	87 12 762		1	Spacer ring	Distansring	4
0420	42	87 13 406		1	Spacer sleeve	Distanshylsa	4
0430	43	87 18 389		1	Clutch hub	Kopplingsnav	5
0440	44	80 47 854		1	Lock ring	Spårring	5
0450	45	87 12 598		1	Guide ring, 5th	Styrring, 5:an	4
0460	46	87 15 005		1	Spring, 5th	Spärrfjäder, 5:an	4
0470	47	83 44 772		1	Synchronizing ring	Synkroniseringsring	5
0480	48	87 12 606		1	Lock ring	Låsring	5
0490	49	87 12 894	0,20MM	X	Shim	Shim	5
0500	50	87 13 448	0,25MM	X	Shim	Shim	5
0510	51	87 13 455	0,30MM	X	Shim	Shim	5
0520	52	87 21 839		1	Gear shift fork	Växlingsgaffel	5
0530	53	87 12 580		1	Synchronizing muff	Synkroniseringsmuff	5
0540	54	80 34 985		1	Cylindrical pin	Cylindrisk pinne	5
0550	55	87 13 596		1	Oil collector	Oljefångare	5
0560	56	87 00 767		1	Ball bearing	Kullager	3
0570	57	87 23 249	9), (87 145 11)	1	Input shaft assy	Ingående axel kpl	6
		87 23 245	10)	1	Input shaft assy	Ingående axel kpl	6
		87 10 410		1	Lock ring	Låsring	4
		87 04 041		1	Guide ring	Styrring	4
		87 20 419		2	Synchronizing muff	Synkroniseringsmuff	5

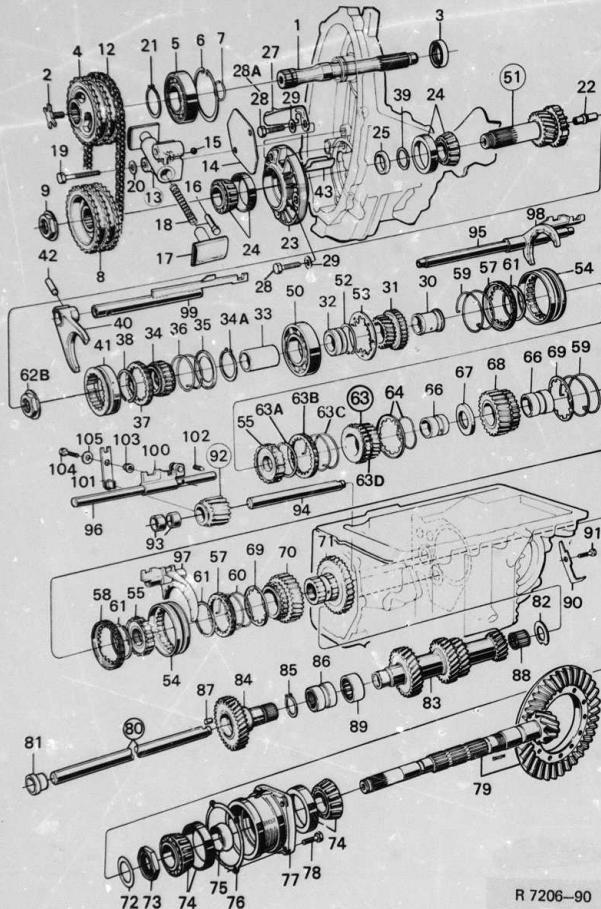
9. Gear box --729911.  
10. Gear box 729912--.

## MASTER INDEX

- 0 General
- 1 Tools
- 2 Engine
- 3 Electrical system, Instruments
- 4 Transmission
- 5 Brakes
- 6 Front assembly, Steering
- 7 Suspension, Wheels
- 8 Body
- 9 Tool, Labels
- 10 Numerical register

## 4 GROUP INDEX

- Clutch
- Clutch control
- Gear box
- Gear box: control
- Complete sets



R 7206-90

# 1-J10

Gear box, 5-speed  
Shafts, gears

Växellåda, 5-växlad  
Axlar, kuggghjul

0525	Pos	Part No/Art nr	Notes/Anmärkning	Qty/ Antal	Description	Benämning	S L
0580	55	87 12 150		2	..Synchronizing hub	..Synkroniseringsnav	5
0600	57	87 19 824		2	..Synchronizing ring	..Synkroniseringsring	3
0620	58	87 19 816		1	..Synchronizing ring	..Synkroniseringsring	3
0630	59	87 15 120		2	..Catch spring	..Spärrfjäder	6
0640	60	87 11 103		1	..Catch spring	..Spärrfjäder	4
0650	61	87 04 942		3	..Lock ring	..Låsring	4
0660	62B	87 18 371		1	..Nut	..Mutter	5
0665	63	87 20 476		1	..Gear, 3rd assy	..Kuggghjul, 3:an kpl	4
0666			SUPERSEDED BY 8720484, 8700429, 8704942 AND 8719916				
0667							
0668							
0670	63A	87 04 942		1	..Lock ring	..Låsring	4
0690	63B	87 19 916		1	..Synchronizing ring	..Synkroniseringsring	3
0700	63C	87 00 429		1	..Catch spring	..Spärrfjäder	4
0720	63D	87 20 484		1	..Gear, 3rd assy	..Kuggghjul, 3:an kpl	4
0730	64	87 81 155	see page 4-045, 1-J22	1	..Guide ring set	..Styringsats	4
0750	66	87 00 205		2	..Bushing	..Bussning	4
0760	67	87 00 239		1	..Thrust washer	..Tryckbricka	4
0780	68	87 20 488	(8720401)	1	..Gear, 2nd	..Kuggghjul, 2:an	4
0790	69	87 00 361		2	..Guide ring	..Styrning	4
0800	70	87 14 933	34)	1	..Gear, 1st	..Kuggghjul, 1:an	4
0805	70	87 22 266	35)	1	..Gear, 1st	..Kuggghjul, 1:an	4
0810	71	87 14 925		1	..Reverse gear	..Backdrev	4
0820	72	87 03 340	0,3MM	X	..Shim	..Shim	5
0830	72	87 03 357	0,4MM	X	..Shim	..Shim	5
0840	72	87 03 365	0,5MM	X	..Shim	..Shim	5
0850	73	87 02 359		1	..Nut	..Mutter	3
0860	74	83 41 034 S	-1986	2	..Roller bearing	..Rullager	3
0865	74	87 25 194 S	1987-	2	..Roller bearing	..Rullager	3
0870	75	87 03 530 S		1	..Collapsible spacer	..Spännhylsa	4
0880	76	83 41 752	32), 0,10MM	X	..Shim	..Shim	5
0885	76	87 24 569	33), 0,10MM	X	..Shim	..Shim	5
0890	76	83 41 760	32), 0,15MM	X	..Shim	..Shim	5
0895	76	87 24 577	33), 0,15MM	X	..Shim	..Shim	5
0900	76	83 41 778	32), 0,30MM	X	..Shim	..Shim	5
0905	76	87 24 585	33), 0,30MM	X	..Shim	..Shim	5
0910	76	83 44 723	32), 0,50MM	X	..Shim	..Shim	5
0915	76	87 24 593	33), 0,50MM	X	..Shim	..Shim	5
0925	77	87 20 732		1	..Bearing house	..Lagerhus	5
0930	78	81 25 189		1	..Screw	..Skruv	5
0940	79	87 15 765		1	..Pinion and crown wheel	..Pinjong och kronhjul	5
0960	80	93 37 437	see page 4-045, 1-J22	1	..Shaft, intermediate gear assy	..Axel, mellandrev kpl	6
0970							
0980	81	87 18 645		1	..Thrust washer	..Tryckbricka	4
0990	82	87 12 887		1	..Thrust washer	..Tryckbricka	4
1000	83	87 18 637		1	..Intermediate gear	..Mellandrev	5
1010	84	87 18 629		1	..Gear	..Kuggghjul	4
1020	85	80 47 813		1	..Lock ring	..Spärring	5
1030	86	87 12 655		1	..Sleeve	..Hylsa	4
1040	87	87 14 693		11	..Roller	..Rulle	4
1050	88	87 18 660		1	..Needle bearing	..Nållager	3
1060	89	87 12 853		1	..Needle bearing	..Nållager	4
1070	90	87 00 114		1	..Lock plate	..Låsplatta	3
1080	91	87 18 843		1	..Screw	..Skruv	5
1090	92	87 14 974		1	..Sliding reverse gear assy	..Backdrev skjutbart kpl	4
1100	93	87 15 229		2	..Bushing	..Bussning	3
1110	94	87 00 130		1	..Shaft, reverse gear	..Axel, backdrev	6
1120	94	87 00 130		1	..Gear shift shaft	..Växelföraxel	6
1130	95	87 00 585					

32. Gear box --205264, --687132, --795916  
33. Gear box 205265-- 687133-- 795917--  
34. Gear box --208509, --806332, --932771  
35. Gear box 208510-- 806333-- 932772--

## MASTER INDEX

- 0 General
- 1 Tools
- 2 Engine
- 3 Electrical system, Instruments
- 4 Transmission
- 5 Brakes
- 6 Front assembly, Steering
- 7 Suspension, Wheels
- 8 Body
- 9 Tool, Labels
- 10 Numerical register

## 4 GROUP INDEX

- Clutch
- Clutch control
- Gear box
- Gear box control
- Complete sets



# 1-J12

Gear box, 5-speed  
Shafts, gears

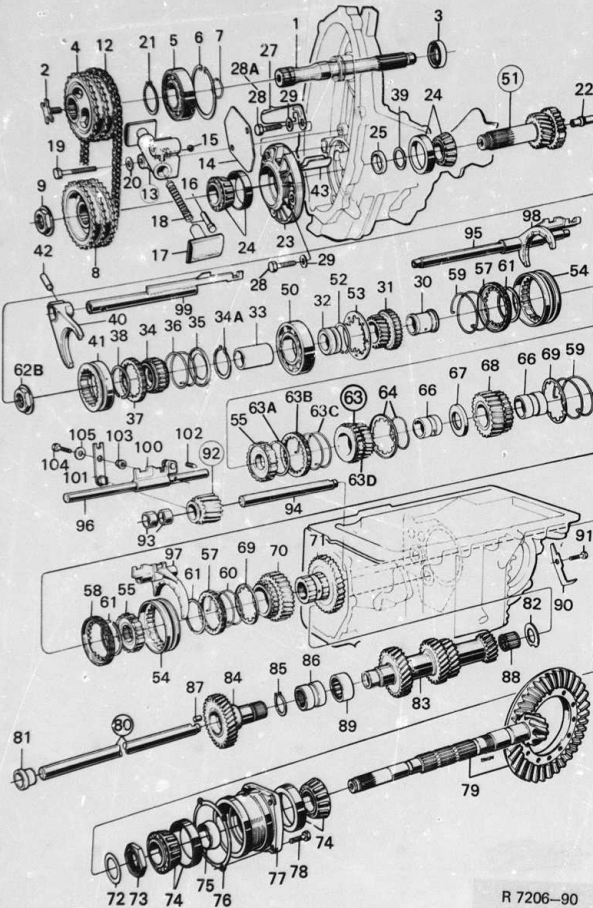
Växellåda, 5-växlad  
Axlar, kugghjul

## MASTER INDEX

0	General	1
1	Tools	1
2	Engine	1
3	Electrical system, Instruments	1
4	Transmission	1
5	Brakes	1
6	Front assembly, Steering	1
7	Suspension, Wheels	2
8	Body	2
9	Tool, Labels	2
10	Numerical register	2

## 4 GROUP INDEX

Clutch	1
Clutch control	1
Gear box	1
Gear box control	1
Complete sets	1



R 7206-90

0525	Pos	Part No/Art nr	K S	Notes/Anmärkningar	Qty/ Antal	Description	Benämning	S L
1140	96	87 12 937	3)	.....	1	.Gear shift shaft, re-verse gear	.Växelföraxel, back-drev	6
1150	36	87 21 318	4)	.....	1	.Gear shift shaft, re-verse gear	.Växelföraxel, back-drev	6
1152	97	87 13 091	.....	.....	1	.Gear shift fork 1-2	.Växelförargaffel 1-2	5
1153	98	87 00 619	.....	.....	1	.Gear shift fork 3-4	.Växelförargaffel 3-4	5
1160	99	87 13 638	.....	.....	1	.Gear shift fork 5th	.Växelförargaffel 5:an	5
1170	100	87 12 929	.....	.....	1	.Gear shift fork R	.Växelförargaffel B	5
1180	101	87 02 045	.....	.....	1	.Lever	.Hävarm	5
1190	102	87 18 835	3)	.....	1	.Screw	.Skruv	5
1200	101	87 17 715	4)	.....	1	.Tension pin	.Spännstift	5
1210	102	87 13 000	.....	.....	1	.Sleeve	.Hylsa	4
1212	103	87 15 062	.....	.....	1	.Screw	.Skruv	5
1220	104	80 29 969	.....	.....	1	.Washer	.Bricka	5
1230	105	87 80 454	.....	.....	1	Bearing kit	Lagersets	5

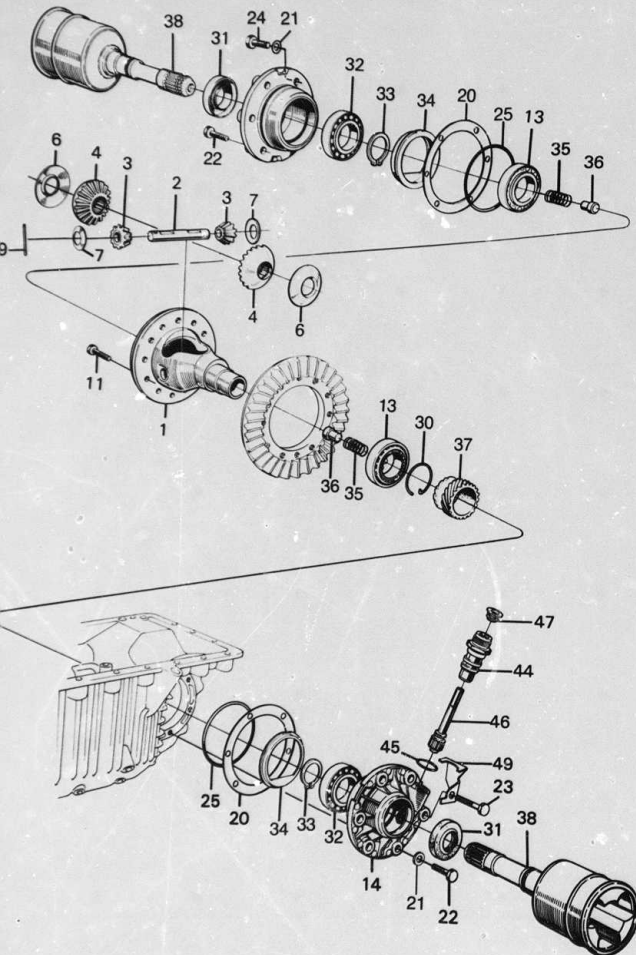
see page 4-043, 1-J20

3. Gear box --638863. --707165.  
4. Gear box 638864--707166--.

SAAB genuine parts  
original reserved

SAAB 90 M85-87

1990-02 R7206 Page 04-035



F2458 - 90

# 1-J14

Gear box  
Differential for manual  
gear box

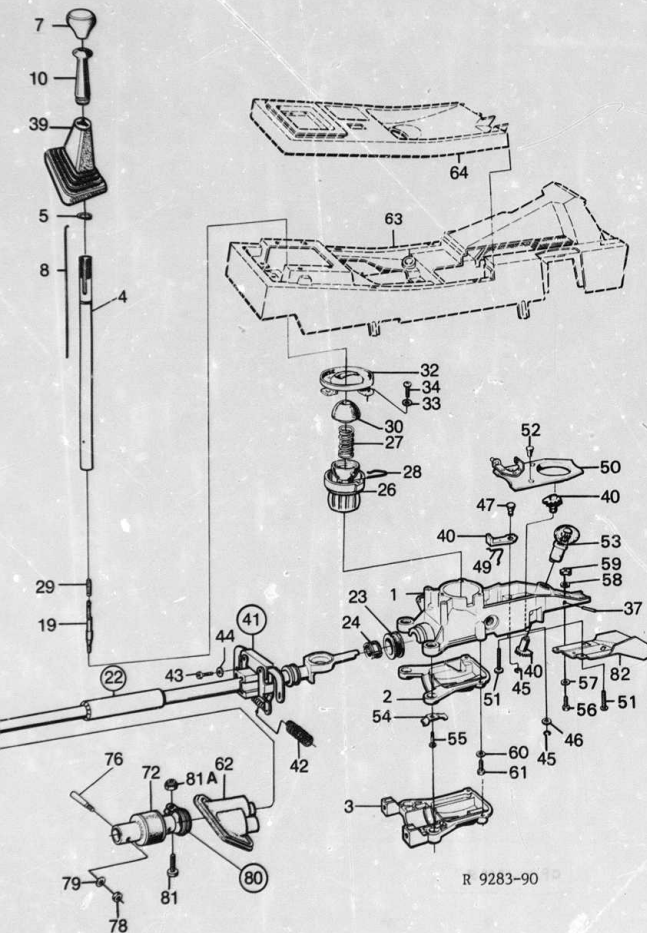
Växellåda  
Differential för manuell  
växellåda

## MASTER INDEX

	S	L		
0 General	1-A0			
1 Tools	1-B0			
2 Engine	1-D0			
3 Electrical system,				
Instruments	1-G0			
4 Transmission	1-I02			
5 Brakes	1-K0			
6 Front assembly,				
Steering	1-L0			
7 Suspension,				
Wheels	2-A0			
8 Body	2-B0			
9 Tool,	2-G0			
Labels				
10 Numerical				
register	2-H0			
4 GROUP INDEX				
Clutch	1-I0			
Clutch control	1-I0			
Gear box	1-I1			
Gear box control	1-J1			
Complete sets	1-J2			

0590	Pos	Part No/Art nr	K	S	Notes/Anmärkningar	Qty/ Antal	Description	Benämning	S	L
0020	1	87 19 890			see page 4-011, 1-112	1	Gear box assy	Växellåda kpl		
0050	2	87 19 940				1	.Differential case	.Di.fferentialhus	5	5
0060	3	87 19 858			11, 29, 4-SPEED	2	.Shaft	.Axel	5	5
0070	3	87 23 173			12, 28, 4-SPEED	2	.Differential pinion gear	.Differentialdrev	4	4
0080	3	87 19 858			5-SPEED	2	.Differential pinion gear	.Differentialdrev	4	4
0100	3	87 19 858			11, 29, 4-SPEED	2	.Differential side gear	.Differentialhjul	4	4
0130	4	87 19 866			12, 28, 4-SPEED	2	.Differential side gear	.Differentialhjul	4	4
0150	4	87 23 155			5-SPEED	2	.Differential side gear	.Differentialhjul	4	4
0170	4	37 19 366				2	.Thrust washer	.Stilbricka	3	3
0190	6	87 19 882				2	.Thrust washer	.Stilbricka	3	3
0200	7	87 19 874				1	.Tension pin	.Rörpinne	5	5
0210	9	80 49 702				2	.Screw	.Skruv	5	5
0220	11	87 18 140				12	.Roller bearing	.Rullager	3	3
0230	13	87 08 836				2	.Bearing seat	.Lagersäte	5	5
0240	14	87 11 160	LH			1	.Bearing seat	.Lagersäte	5	5
0250	15	87 04 280	RH			1	.Shim	.Shim	5	5
0260	20	83 41 604	S		0, 10MM	X	.Shim	.Shim	5	5
0270	20	83 41 612	S		0, 15MM	X	.Shim	.Shim	5	5
0280	20	83 41 620	S		0, 30MM	X	.Shim	.Shim	5	5
0290	20	83 41 638	S		0, 50MM	X	.Shim	.Shim	5	5
0300	21	80 29 985				12	.Washer	.Bricka	5	5
0310	22	87 22 548				11	.Screw	.Skruv	5	5
0320	23	87 22 555				1	.Screw	.Skruv	5	5
0330	24	80 83 941				2	.Screw	.Skruv	5	5
0340	25	83 42 701	S			2	.O-ring	.O-ring	5	5
0350	30	87 04 421				1	.Lock-ring	.Stöppring	5	5
0360	31	87 04 298				2	.Seal ring	.Tätningssring	5	5
0370	32	87 04 306				2	.Ball bearing assy	.Kullager kpl	3	3
0380	33	80 47 813				2	.Lock ring	.Låsring	5	5
0390	34	87 10 360				1	.Washer	.Bricka	5	5
0400	35	87 04 314				2	.Spring	.Fjäder	4	4
0410	36	87 04 322				2	.Plunger	.Plunge	5	5
0420	37	87 04 413				1	.Speedometer drive gear	.Hastighetsmätardrev	5	5
0440	38	87 04 264			GEAR BOX GM34505, GM45605	2	.Driver, inner	.Medbringare, inre		
0450	38	87 22 472			GEAR BOX GM34507, GM45607	2	.Driver, inner	.Medbringare, inre	3	3
0460	44	87 21 805			15, 17)	1	.Guide sleeve	.Styrhylsa	5	5
0470	44	87 24 866			16, 18), (8713034)	1	.Guide sleeve	.Styrhylsa	5	5
0480	45	87 11 707				1	.O-ring	.O-ring	5	5
0490	46	87 13 042			15, 17)	1	.Gear	.Kugghjul	4	4
0500	46	87 23 900			16, 18)	1	.Gear	.Kugghjul	5	5
0510	47	87 13 463				1	.Seal ring	.Tätningssring	4	4
0520	49	87 11 723				1	.Lock plate	.Låsplåt	6	6

11. Gear box -- 195975
12. Gear box 195976--
15. For 5-speed ch. -- G6004054.
16. For 5-speed ch. G6004055--
17. Gear box -- 671841. -- 759477.
18. Gear box 671842-- 759478--.
28. Gear box -- 207256
29. Gear box 207257--



# 1-J16

Gear box control

*Gear shift lever*

Växellådsmanövrering

*Växelspåk*

0600	Pos	Part No/Art nr	K S	Notes/Anmärkningar	Qty/ Antal	Description	Benämning	S L
0040	1	93 47 816			1	Gear lever housing, upper.....	Växelspåkshus, övre .....	5
0080	2	93 48 616			1	Gear lever housing, lower.....	Växelspåkshus, nedre .....	5
0140	3	75 40 727		5--SPEED	1	Gear lever housing, lower.....	Växelspåkshus, nedre .....	5
0170	4	93 48 541			1	Gear shift lever .....	Växelspåk .....	5
0180	5	78 51 378			1	Lock ring .....	Spärring .....	5
0200	7	93 67 046			1	Knob .....	Knopp .....	5
0220	7	75 44 828		5--SPEED	1	Knob .....	Knopp .....	5
0230	8	83 33 197			1	Pawl rod .....	Spärrstång .....	5
0240	10	93 31 539			1	Carrier .....	Medbringare .....	3
0260	19	93 48 558			1	Ratch pin .....	Spärrtapp .....	5
0292	22	75 43 176			1	Gear shift rod .....	Växelstång .....	5
0320	22	75 43 184		17), 5--SPEED	1	Gear shift rod .....	Växelstång .....	5
0322	22	75 44 927		18), 5--SPEED	1	Gear shift rod .....	Växelstångsknut .....	5
0330	23	83 75 156			1	„Rubber bushing .....	„Gummibussning .....	5
0340	24	83 73 078			1	„Bearing .....	„Lager .....	5
0360	26	93 48 665			1	Carrier with bearing .....	Medbringare med lager .....	3
0370	27	93 26 380			1	Spring .....	Fjäder .....	5
0380	28	83 75 024			1	Pin .....	Pinne .....	5
0390	29	87 01 385			1	Spring .....	Fjäder .....	5
0400	30	83 75 990			1	Bearing .....	Lager .....	5
0430	32	93 49 408			1	Cover, bearing .....	Lock, lagring .....	5
0450	34	94 61 096		17)	3	Screw .....	Skruv .....	5
0462	34	98 35 737		18)	3	Screw .....	Skruv .....	5
0460	37	83 74 555			1	Rubber bellows .....	Gummidamask .....	5
0480	39	93 44 300			1	Set of gears, gear shift lever .....	Sats kugghjul växelspåkslås .....	5
0510	40	93 37 445		see page 4-045, 1-J22	1	Steering unit assy .....	Styrenhet kpl .....	3
0520	41	93 24 260		17), 5--SPEED	1	„Spring .....	„Fjäder .....	3
0533	42	40 29 955		5--SPEED, (9324153) (7543531)	1	„Spring .....	„Fjäder .....	3
0540	43	79 71 823		17), 5--SPEED	2	Screw .....	Skruv .....	5
0560	44	79 72 284		17), 5--SPEED	2	Washer .....	Bricka .....	5
0570	45	79 51 353			2	Lock ring .....	Låsring .....	5
0580	46	80 29 985			1	Washer .....	Bricka .....	5
0590	47	83 78 275			1	Pin .....	Tapp .....	5
0602	49	75 42 913			1	Spring .....	Fjäder .....	3
0610	50	83 75 339			1	Cover .....	Lock .....	6
0620	51	80 59 487			3	Screw .....	Skruv .....	5
0630	52	93 61 163		(9331786)	3	Nut .....	Mutter .....	5
0640	53	82 83 798			1	Lock cylinder with 2 keys .....	Låscylinder med 2 nycklar .....	2
0660	54	83 74 753			2	Adjustment washer .....	Justerbricka .....	5
0670	55	93 22 785			2	Screw .....	Skruv .....	5
0680	56	93 24 709			1	Washer .....	Bricka .....	5
0690	57	70 61 328			1	Washer .....	Bricka .....	5
0700	58	79 33 823			3	Nut .....	Mutter .....	5
0710	59	83 73 714			2	Washer .....	Bricka .....	5
0720	60	79 33 823			2	Screw .....	Skruv .....	5
0730	61	79 34 789			2	Screw .....	Skruv .....	5
0740	61	79 34 797		5--SPEED	2	Screw .....	Skruv .....	5
0750	62	93 16 910			1	Rubber bellows .....	Gummidamask .....	5
0760	63			see page 8-085, 2-E14		Cover .....	Kåpa .....	5
0770	64			see page 8-085, 2-E14		Cover .....	Kåpa .....	5
0800	72	75 42 038			1	Joints, gear shift rod .....	Växelstångsknut .....	5
0830	76	83 75 172			1	Pin .....	Pinne .....	3
0850	78	83 35 002			1	Nut .....	Mutter .....	5
0870	79	80 29 944			1	Washer .....	Bricka .....	5
0880	80	93 48 533			1	Clamp .....	Klammer .....	5
0890	81	75 41 907			1	Screw .....	Skruv .....	5
0900	81A	79 75 501			1	Nut .....	Mutter .....	5
0920	82	93 42 338			1	Bracket .....	Fäste .....	3

17. Gear box --671841, --759477.  
18. Gear box 671842--759478--.

## MASTER INDEX

0	General	1-A02
1	Tools	1-B02
2	Engine	1-D02
3	Electrical system, Instruments	1-G02
4	Transmission	1-I02
5	Brakes	1-K02
6	Front assembly, Steering	1-L02
7	Suspension, Wheels	2-A02
8	Body	2-B02
9	Tool, Labels	2-G02
10	Numerical register	2-H02
4 GROUP INDEX		
	Clutch	1-I06
	Clutch control	1-I08
	Gear box	1-I14
	Gear box control	1-J16
	Complete sets	1-J20



# 1-J18

## Drive shaft, outer universal joint

## Drivaxlar, yttre knut

### MASTER INDEX

0	General	1-A02
1	Tools	1-B02
2	Engine	1-D02
3	Electrical system, Instruments	1-G02
4	Transmission	1-I02
5	Brakes	1-K02
6	Front assembly, Steering	1-L02
7	Suspension, Wheels	2-A02
8	Body	2-B02
9	Tool, Labels	2-G02
10	Numerical register	2-H02
<b>4 GROUP INDEX</b>		
	Clutch	1-I06
	Clutch control	1-I08
	Gear box	1-I14
	Gear box control	1-J16
	Complete sets	1-J20

0650	Pos	Part No/Art nr	X S	Notes/Anmärkningar	Qty/ Antal	Description	Benämning	
0020	1	89 42 633		7), SUPERSEDED BY	2	Outer universal joint	Yttre knut	4
0025				8790574 AND 8964710				
0030	1	89 90 574		8)	2	Outer universal joint	Yttre knut	4
0070	2	89 42 757		24)	2	Washer	Bricka	5
0140	6	89 21 785		7)	2	Lock nut	Låsmutter	3
0160	6	89 64 710		8,24)	2	Lock nut	Låsmutter	3
0180	6	89 65 360		25)	2	Lock nut	Låsmutter	3
0322	9	89 45 446		15,22), LH	1	Drive shaft, inner	Drivaxel, inre	5
0325	9	89 45 453		15,22), RH	1	Drive shaft, inner	Drivaxel, inre	5
0328	9	91 02 898		16,23), LH, (9101668)	1	Drive shaft, inner	Drivaxel, inre	5
0329	9	91 02 906		16,23), RH, (9101676)	1	Drive shaft, inner	Drivaxel, inre	5
0342	10	89 45 735		15,22)	2	Driver	Medbringare	3
0345	10	89 50 628		16,23)	2	Driver	Medbringare	3
0362	11	89 45 727		15,22)	2	Lock ring	Låsring	5
0365	11	89 50 636		16,23)	2	Lock ring	Låsring	5
0480	17	89 21 520			2	Lock ring	Låsring	5
0500	18	89 93 073		15,22)	2	Rubber bellows assy	Gummibälg kpl	3
0501				see page 4-045, 1-J22				
0505	18	89 61 872		16,23)	2	Rubber bellows assy	Gummibälg kpl	3
0506				see page 4-045, 1-J22				
0520	19	79 70 163 S			2	.Clamp	.Klamma	5
0540	20	71 67 117 S		(7048465)	2	.Strap	.Bandjörn	3
0560	21	70 48 473 S			2	.Clamp	.Klamma	3
0580	22	89 93 149		see page 4-045, 1-J22	2	Rubber bellows assy	Gummibälg kpl	2
0620	23	71 67 117 S			4	.Strap	.Bandjörn	3
0640	24	70 48 473 S			4	.Clamp	.Klamma	3

7. Ch. --F6008834.  
8. Ch.F6008835--.  
15. For 5-speed ch. --G6004054.  
16. For 5-speed ch. G6004055--.  
22. For 4-speed mod. --1986.  
23. For 4-speed mod. 1987--.  
24. Ch. --H7015180  
25. Ch. H7015181--

R 6203-90

# 1-J20

Complete set  
Transmission

Satser  
Kraftöverföring

## MASTER INDEX

0	General	1-A02
1	Tools	1-B02
2	Engine	1-D02
3	Electrical system, Instruments	1-G02
4	Transmission	1-I02
5	Brakes	1-K02
6	Front assembly, Steering	1-L02
7	Suspension, Wheels	2-A02
8	Body	2-B02
9	Tool, Labels	2-G02
10	Numerical register	2-H02
<b>4 GROUP INDEX</b>		
Clutch		1-106
Clutch control		1-108
Gear box		1-114
Gear box control		1-116
Complete sets		1-J20

0700	Pos	Part No/Art nr	Notes/Anmärkningar	Qty/ Antal	Description	Benämning	S
0020	1	83 80 214		X	CLUTCH DISK LINING	LAMELLBELÄGGSATS	5
0040					SET WITH RIVETS	MED NIT	
0060		83 07 688	1)	2	Clutch disk lining	Lamellbelägg	5
0080		83 00 469		20	Rivet	Nit	5
0100							
0120	2	88 18 080	36), 4-SPEED	X	RECONDITIONING KIT, CLUTCH	RENOVERINGSSATS, KOPPLING	6
0140							
0160		87 04 116		1	Pressure plate	Tryckskiva	2
0180		83 07 498		1	Clutch disk	Lamell	2
0185							
0188	2	88 18 098	27), 4- AND 5-SPEED	X	RECONDITIONING KIT, CLUTCH	RENOVERINGSSATS, KOPPLING	6
0190		87 25 400		1	Pressure plate	Tryckskiva	2
0191		87 22 324		1	Clutch disk	Lamell	2
0200							
0220	3	89 93 156		X	REPAIR KIT, MASTER CYL. CLUTCH	REPARATIONSSATS HUVUDCYL. KOPPLING	1
0240							
0260		89 03 304		1	Gasket	Packning	5
0280		89 45 248	ALT. TO 8903304	1	Gasket	Packning	5
0300		73 13 182		1	Washer	Bricka	5
0320		89 45 255	ALT. TO 7313182	1	Washer	Bricka	5
0340		89 40 769		1	Gasket	Packning	5
0360							
0380	4	87 81 007	13)	X	KIT, SEALING, SLAVE CYLINDER	TÄTNINGSSATS, SLAV-CYLINDER	1
0400							
0520		87 11 285		1	O-ring	O-ring	2
0540		87 11 079		1	O-ring	O-ring	2
0560		87 11 806		1	O-ring	O-ring	2
0580		87 11 855		1	Rubber sealing	Gummitätning	3
0600		87 14 412		1	Sealing sleeve	Tätningshylsa	3
0620		87 14 420		1	Lock ring	Låsring	5
0640							
0660	5	87 81 072	14)	X	KIT, SEALING, SLAVE CYLINDER	TÄTNINGSSATS, SLAVE CYLINDER	1
0680							
0700		87 11 806		1	Sealing	Tätning	3
0720		87 22 118		1	Sealing	Tätning	3
0740		87 22 126		1	Sealing	Tätning	3
0760							
0780							
0800	6	87 80 454		X	BEARING KIT FOR MANUAL GEAR BOX	LAGERSATS FÖR MANUELL VÄXELLÅDA	5
0820		87 03 530		1	Tension sleeve	Spännhylsa	4
0840		87 02 359		1	Nut	Mutter	3
0870		87 24 890	1987-	2	Bearing+race	Lager+bana	3
0880							

1. Gear box --192459.  
13. Ch.--F6010403.  
14. Ch.F6010404--.  
36. Asbestos  
37. Asbestos free

R 9284-90

SAAB genuine parts  
original reserved

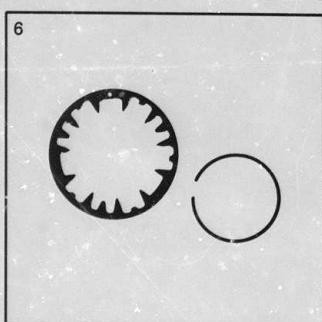
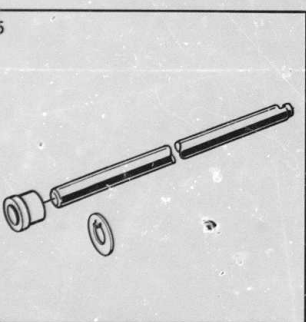
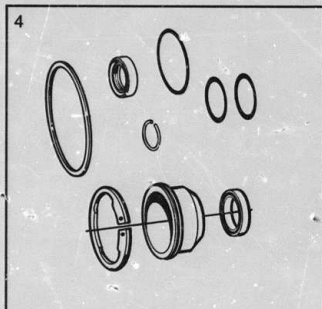
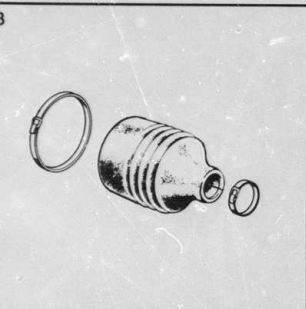
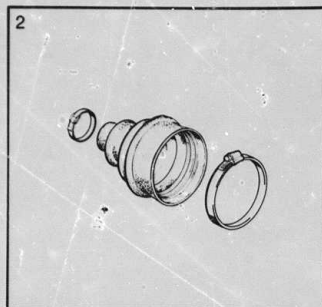
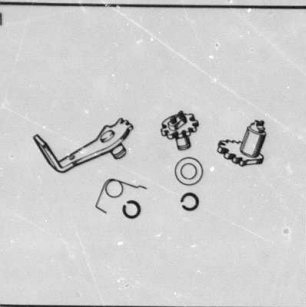
SAAB 90 M85-87

1990-02

R9284

Page 04-043





R 9285-90

# 1-J22

Complete set  
Transmission

Satser  
Kraftöverföring

0750	Pos	Part No/Art nr	K	Notes/Anmärkningar	Qty/ Antal	Description	Benämning	S
0900	1	93 37 445			X	KIT, COG WHEEL	SATS, KUGGHJUL	5
0920						GEAR LEVER LOCK	VÄXELSPAKSLÅS	3
0940		93 20 987	1)		1	.Cog wheel	.Kugghjul	3
0960		93 30 440	1)		1	.Lock arm	.Låstunga	5
0980		93 47 758	1)		1	.Pin	.Fjäder	3
1000		93 42 734			1	.Spring	.Låkring	5
1040		75 42 913			2	.Lock ring		
1060		79 51 353						
1080								
1100	2	89 93 073		15,22) DRIVE SHAFT INNER	X	KIT, RUBBER BELLOWS	GUMMIBÄLGSSATS	3
1120		89 41 270	1)		1	.Rubber bellow	.Gummidamask	3
1140		79 70 163			1	.Hose clamp	.Slangklamma	5
1160		70 48 465			1	.Strap	.Bandjärn	5
1180		70 48 473			1	.Clamp	.Klamma	3
1200								
1201	2	89 61 872		16,23) DRIVE SHAFT INNER	X	KIT, RUBBER BELLOWS	GUMMIBÄLGSSATS	3
1202		89 55 007	1)		1	.Rubber bellow	.Gummidamask	3
1203		71 67 117			2	.Strap	.Bandjärn	3
1204		70 48 473			2	.Clamp	.Klamma	3
1205								
1220	3	89 93 149		OUTER UNIVERSAL JOINT	X	KIT, RUBBER BELLOWS	GUMMIBÄLGSSATS	2
1240		89 42 823	1)		1	.Rubber bellows	.Gummbälg	6
1260		71 67 117			2	.Strap	.Bandjärn	3
1280		70 48 473			2	.Clamp	.Klamma	3
1300								
1320	4	88 18 262		13)	X	REPAIR KIT, CLUTCH	REP.SATS, KOPPLING	2
1340		87 10 881			1	.Seal ring	.Tätningssring	2
1360		83 40 507			1	.O-ring	.O-ring	2
1380		87 04 777			1	.Lock ring	.Låkring	3
1400		87 11 285			1	.O-ring	.O-ring	2
1420		87 11 079			1	.O-ring	.O-ring	2
1440		87 11 806			1	.O-ring	.O-ring	2
1460		87 11 855			1	.Rubber seal	.Gummitätning	3
1480		87 14 412			1	.Sealing	.Tätning	3
1500		87 14 420			1	.Lockring	.Låkring	5
1520		87 13 216			1	.Gasket	.Packing	4
1540								
1560	5	93 21 241			X	KIT, SHAFT INTER-MEDIATE GEAR	SATS, MELLANDREVS-AXEL	6
1580						.Shaft	.Axel	5
1600		87 11 509			1	.Thrust washer	.Tryckbricka	4
1620		87 11 327			1	.Thrust washer	.Tryckbricka	4
1640		87 12 325						
1660								
1680	5	93 37 437		5-SPEED	X	KIT, SHAFT INTER-MEDIATE GEAR	SATS, MELLANDREVS-AXEL	6
1700						.Shaft	.Axel	6
1720		87 12 630			1	.Thrust washer	.Tryckbricka	4
1740		87 18 645			1	.Thrust washer	.Tryckbricka	4
1760		87 12 887			1	.Thrust washer	.Tryckbricka	4
1780								
1800	6	87 81 155			X	GUIDE RING KIT	STYRRINGSSATS	4
1820		87 04 033	1)		1	.Guide ring	.Styrring	4
1840		87 03 993	1)		1	.Lock ring	.Låkring	4

1. Gear box --152459.  
13. Ch.--F6010403.  
15. For 5-speed ch. --G6004054.  
16. For 5-speed ch. G6004055--.  
22. For 4-speed mod. --1986.  
23. For 4-speed mod. 1987--.

## MASTER INDEX

0	General	1-A02
1	Tools	1-B02
2	Engine	1-D02
3	Electrical system, Instruments	1-G02
4	Transmission	1-I02
5	Brakes	1-K02
6	Front assembly, Steering	1-L02
7	Suspension, Wheels	2-A02
8	Body	2-B02
9	Tool, Labels	2-G02
10	Numerical register	2-H02
<b>4 GROUP INDEX</b>		
Clutch		1-I06
Clutch control		1-I08
Gear box		1-I14
Gear box control		1-J16
Complete sets		1-J20

J24

**MASTER INDEX**

0	General	1-A02
1	Tools	1-B02
2	Engine	1-D02
3	Electrical system, Instruments	1-G02
4	Transmission	1-H02
5	Brakes	1-K02
6	Front assembly, Steering	1-L02
7	Suspension, Wheels	2-A02
8	Body	2-B02
9	Tool, Labels	2-G02
10	Numerical register	2-H02



Bromsar  
Brakes  
Bremsen  
Freins  
Frenos

## 1-K02

0050  
0020  
0040  
0060  
0080  
0100  
0170  
0180  
0200  
0220  
0240  
0260  
0280  
0285  
0290  
0300  
0320  
0340  
0380  
0420  
0450  
0460  
0480  
0500  
0520  
0540  
0560  
0585  
0570  
0600  
0620  
0640  
0660  
0700  
0730  
0740  
0760  
0780  
0820  
0840  
0845  
0850  
0860  
0880  
0900  
0920  
0940  
0970  
0990  
1000  
1040  
1060  
1080  
1100  
1103  
1106  
1110

## TABLE OF CONTENTS

Front wheel brake .....	5 : 5	1-K06
Rear wheel brake .....	5 : 7	1-K08
Footbrake system .....		
Master cylinder and power brake unit .....	5 : 9	1-K10
Brake lines .....	5 : 11	1-K12
Brake operation .....	5 : 13	1-K14
Parking brake system .....	5 : 15	1-K16
Complete sets .....		
Brakes .....	5 : 17	1-K18

Framhjulsbroms .....	5 : 5	1-K06
Bakhjulsbroms .....	5 : 7	1-K08
Fotbromssystem .....		
Huvudcylinder och vacuumservo .....	5 : 9	1-K10
Bromsledningar .....	5 : 11	1-K12
Bromsanvändning .....	5 : 13	1-K14
Parkeringsbromssystem .....	5 : 15	1-K16
Satser .....		
Bromsar .....	5 : 17	1-K18

## INHALTSVERZEICHNIS

Vorderradbremser .....	5 : 5	1-K06
Hinterradbremser .....	5 : 7	1-K08
Fussbremssystem .....		
Hauptbremszylinder und unterdruckservo .....	5 : 9	1-K10
Bedienungsorgan .....	5 : 11	1-K12
Handbremssystem .....	5 : 13	1-K14
Komplete Sätze .....	5 : 15	1-K16
Bremsen .....	5 : 17	1-K18

## TABLE des matieres

Freins AV .....	5 : 5	1-K06
Freins AR .....	5 : 7	1-K08
Maître-cylindre et assistance à vide .....	5 : 9	1-K10
Conduites de frein .....	5 : 11	1-K12
Commande du frein au pied .....	5 : 13	1-K14
Système de frein à main .....	5 : 15	1-K16
Jeux complets .....		
Freins .....	5 : 17	1-K18

## MASTER INDEX

0	General	1
1	Tools	1
2	Engine	1
3	Electrical system, Instruments	1
4	Transmission	1
5	Brakes	1
6	Front assembly, Steering	1
7	Suspension, Wheels	2
8	Body	2
9	Tool, Labels	2
10	Numerical register	2

## 5 GROUP INDEX

Front wheel brake	1
Rear wheel brake	1
Footbrake system	1
Parking brake system	1
Complete sets	1



## 1-K03

## SUMARIO

Freno del .....	5 : 5	1-K06
Freno tras .....	5 : 7	1-K08
Sistema de freno de pie .....		
Cilindro principal y servoasistencia .....	5 : 9	1-K10
Conductos de freno .....	5 : 11	1-K12
Mando de freno de pie .....	5 : 13	1-K14
Sistema de freno de mano .....	5 : 15	1-K16
Juegos completos .....		
Frenos .....	5 : 17	1-K18

## MASTER INDEX

- 0 General
- 1 Tools
- 2 Engine
- 3 Electrical system, Instruments
- 4 Transmission
- 5 Brakes
- 6 Front assembly, Steering
- 7 Suspension, Wheels
- 8 Body
- 9 Tool, Labels
- 10 Numerical register

## 5 GROUP INDEX

Front wheel brake  
Rear wheel brake  
Footbrake system  
Parking brake system  
Complete sets

## Framhjulsbroms




1. See SI 523-678, for USA see SI 05/86-847
2. Ch. --H7015180
3. Ch. H7015181--
4. Also available as exchange unit

- 0 General
- 1 Tools
- 2 Engine
- 3 Electrical system,  
Instruments
- 4 Transmission
- 5 Brakes
- 6 Front assembly,  
Steering
- 7 Suspension,  
Wheels
- 8 Body
- 9 Tool.  
Labels
- 10 Numerical  
register

**Front wheel brake  
Rear wheel brake  
Footbrake system  
Parking brake system  
Complete sets**





F2459 - 90

1-K08

Rear wheel brake

Bakhjulsbroms

Q200	Pos	Part No/Art nr	K	Notes/Anmärkningar	Qty/ Antal	Description	Benämning	S	L
0030	1	89 47 384			2	Wheel hub assy with bearing and screw	Hjulnav kpl med lager och skruv	5	
0040	2	89 07 941			8	Wheel screw	Hjulskruv	2	
0160	6	89 35 975			2	Cap	Kapsel	2	
0180	7	89 04 575			2	Brake disc	Bromsskiva		
0200	8	80 55 998			4	Screw	Skruv	5	
0220	9	89 34 739		LH	1	Protective plate	Skyddsplåt	6	
0240	9	89 34 747		RH	1	Protective plate	Skyddsplåt	6	
0260	10	80 19 887			4	Screw	Skruv	5	
0280	11	89 34 838			2	Guide ring	Styrning	4	
0330	12	89 85 277		4), -1986 LH	1	Brake housing assy	Bromshus kpl	5	
0370	12	89 85 285		4), -1986 RH	1	Brake housing assy	Bromshus kpl	5	
0372	12	91 02 765		4), 1987 - LH	1	Brake housing assy	Bromshus kpl	5	
0374	12	91 02 773		4), 1987 - RH	1	Brake housing assy	Bromshus kpl	5	
0380	14	89 32 238			4	Piston	Kolv	5	
0400	15	89 08 568			2	Bleeding screw	Luftningsskruv	2	
0420	16	89 08 576			2	Protective cover	Skyddsskåpa	3	
0440	17	89 94 840		see page 5-019, 1-K20	2	Gasket set	Packningssats	4	
0480	19	89 11 737		LH	2	Twist stop	Vridstopp	3	
0500	19	89 11 745		RH	2	Twist stop	Vridstopp	3	
0520	21	89 94 626			1	Kit, lock pin	Sats, låspinne	2	
0540	22	78 74 530		(8994 709)	1	Set, retaining spring-lock pin	Sats, hållfjäder-låspinne	2	
0545									
0560	23	89 24 755			4	Screw	Skruv	5	
0580	24	89 34 770			2	Lock plate	Låsplåt	3	
0600	25	89 93 230		-1986	1	Brake pad set	Bromsklotssats	1	
0610				see page 5-017, 1-K18					
0620				1987					
0630	25	91 02 716		see page 5-017, 1-K18	1	Brake pad set	Bromsklotssats		

4. Also available as exchange unit

# MASTER INDEX

0	General
1	Tools
2	Engine
3	Electrical system, Instruments
4	Transmission
5	Brakes
6	Front assembly, Steering
7	Suspension, V/heels
8	Body
9	Tool, Labels
10	Numerical register

## 5 GROUP INDEX

2	Front wheel brake
5	Rear wheel brake
5	Footbrake system
3	Parking brake system
1	Complete sets

# 1-K10

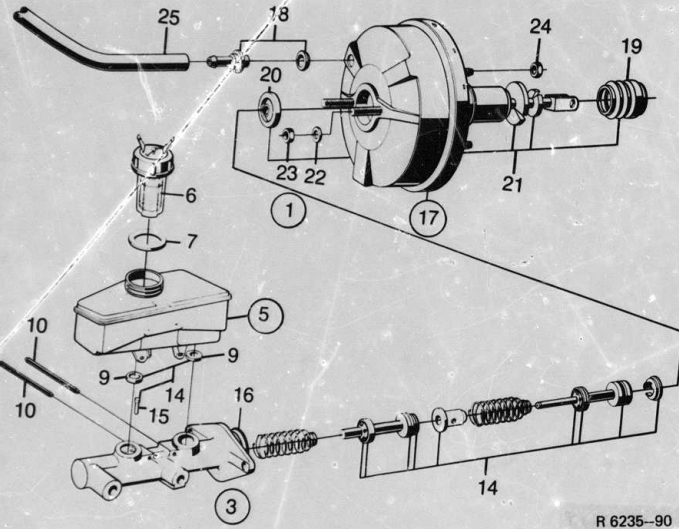
Footbrake system  
Master cylinder and  
power brake unit

Fotbromssystem  
Huvudcylinder och  
vakuumservo

## MASTER INDEX

Pos	Part No/Art nr	Notes/Anmärkningar	Qty/ Antal	Description	Benämning
0250	1	89 45 396	1	Master cylinder whit	Huvudcylinder med
0020	1	8945685, 7874472	1	power brake unit	vakuumservo
0030	3	89 48 135	1	Master cylinder	Huvudcylinder
0040	3	9100629	1	Master cylinder	Huvudcylinder
0041	5	89 94 964	1	Container assy	Behållare kpl
0042	5	89 35 421	1	Container assy	Behållare kpl
0050	6	89 36 080	1	Level gauge	Nivåvarnare
0052	6	9100595	1	Level gauge	Nivåvarnare
0060	7	89 36 106	1	Sealing	Tätning
0062	7	89 28 426	1	Sealing	Tätning
0070	9	89 28 831	2	Gasket	Packning
0080	10	89 37 831	2	Retaining pin	Fästpinne
0100	14	89 93 305	1	Seal kit	Sats tätningar
0110	15	89 28 434	1	Stop pin	Stoppinne
0120	16	89 47 178	1	O-ring	O-ring
0130	17	89 45 685	1	Power brake	Vakuumservo
0140	18	89 93 289	1	Kit, non-return valve	Sats, backventil
0150	19	89 28 541	1	Rubber bellows	Gummitålig
0160	20	89 29 010	1	Seal	Tätning
0170	21	89 10 705	1	Seal kit	Sats tätningar
0180	22	79 10 565	2	Washer	Bricka
0190	23	80 73 942	2	Nut	Mutter
0200	24	80 74 288	4	Nut	Mutter
0210	25	89 45 404	1	Vacuum hose	Vakuumslang
0220	25	89 45 404	1	Vacuum hose	Vakuumslang
0230		RHD (8931743)			
0240		CUT TO 227 MM			

0	General	1
1	Tools	1
2	Engine	1
3	Electrical system, Instruments	1
4	Transmission	1
5	Brakes	1
6	Front assembly, Steering	1
7	Suspension, Wheels	2
8	Body	2
9	Tool, Labels	2
10	Numerical register	2
5	GROUP INDEX	
	Front wheel brake	
	Rear wheel brake	
	Footbrake system	
	Parking brake system	
	Complete sets	



## 1-K12

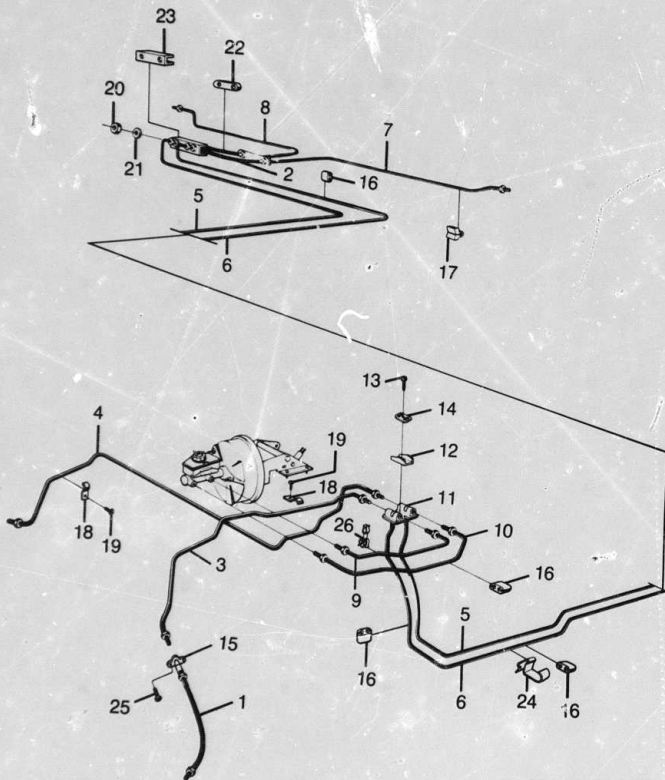
0300	Pos	Part No/Art nr	Notes/Anmärkningar	Qty/ Antal	Description	Benämning	S
0040	1	89 40 819		2	Brake hose	Bromsslang	4
0080	2	89 31 784		2	Brake hose	Bromsslang	4
0100	3	89 29 119	LH	1	Brake pipe, wheel house	Bromsrör, hjulhus	5
0120							
0170	4	89 45 164	RH	1	Brake pipe, wheel house	Bromsrör, hjulhus	5
0175							
0190	5	89 89 733	LH	1	Brake pipe	Bromsrör	6
0210	6	89 89 741	RH	1	Brake pipe	Bromsrör	6
0280	7	89 40 744	LH	1	Brake pipe	Bromsrör	3
0370	8	89 40 751	RH	1	Brake pipe	Bromsrör	3
0420	9	89 37 716		1	Brake pipe	Bromsrör	6
0480	10	89 37 724		1	Brake pipe	Bromsrör	6
0500	11	89 28 947		1	Inlet nipple	Genomföringsnippel	5
0520	12	89 29 671		1	Stiffening plate	Förstyvningsplåt	6
0540	13	80 97 859		1	Screw	Skruv	5
0560	14	89 33 335		1	Seal washer	Tätningbricka	5
0580	15	89 28 756		2	Nipple	Nippel	5
0620	16	89 08 162		15	Pipe retainer	Rörhållare	6
0640	17	89 19 490		3	Pipe retainer	Rörhållare	5
0660	18	89 07 966		3	Pipe clamp	Rörklamma	5
0680	19	79 22 891		3	Screw	Skruv	5
0720	20	83 15 558		2	Nut	Mutter	5
0760	21	79 33 856		2	Washer	Bricka	5
0780	22	89 29 259		1	Retainer, brake hose	Hållare, bromsslang	6
0800	23	89 91 739	(8929655)	1	Lock plate	Låsplåt	4
0820	24	89 31 461		1	Clamp	Klamma	5
0840	25	79 22 891		4	Screw	Skruv	5
0860	26	89 39 670	LHD	1	Clamp	Klamma	5

## MASTER INDEX

0	General	1-A
1	Tools	1-B
2	Engine	1-D
3	Electrical system, Instruments	1-G
4	Transmission	1-H
5	Brakes	1-K
6	Front assembly, Steering	1-L
7	Suspension, Wheels	2-A
8	Body	2-B
9	Tool, Labels	2-G
10	Numerical register	2-H

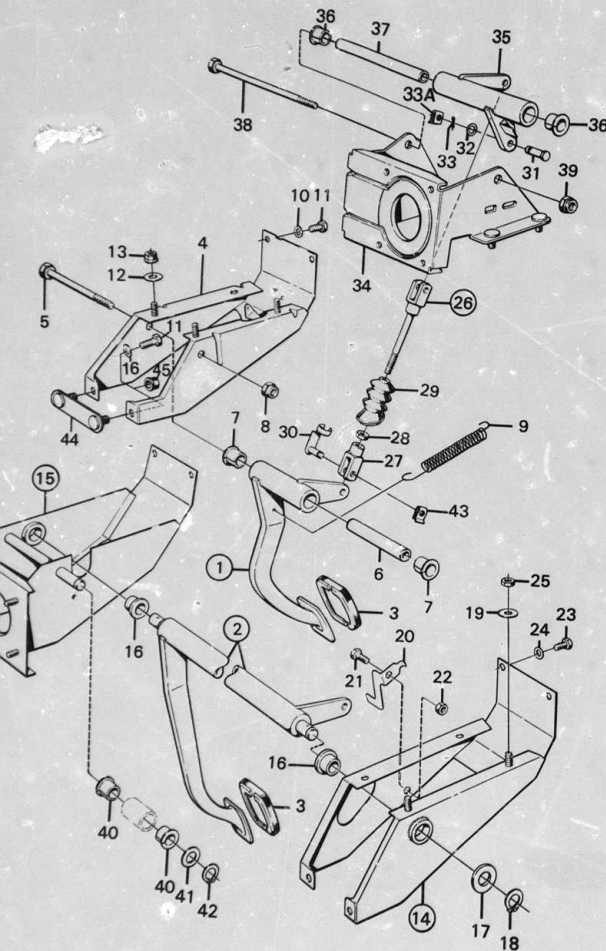
## 5 GROUP INDEX

Front wheel brake	1-A
Rear wheel brake	1-B
Footbrake system	1-K
Parking brake system	1-L
Complete sets	1-A



R 6236-90





R 7372-90

# 1-K14

## Footbrake system Brake operation

## Fotbromssystem Bromsmanövrering

0350	Pos	Part No/Art nr	K S	Notes/Anmärkningar	Qty/ Antal	Description	Benämning	S L
0020	1	89 24 458			1	Brake pedal assy	Bromspedal kpl	6
0060	2	89 27 055	RHD		1	Brake pedal assy	Bromspedal kpl	6
0140	3	71 93 188			1	Pedal rubber	Pedalgummi	3
0220	4	89 24 391			1	Bracket	Konsol	5
0240	5	80 84 253			1	Screw	Skruv	5
0260	6	89 24 482			1	Distance tube	Distansrör	5
0280	7	89 24 516			2	Bushing	Bussning	4
0300	8	80 73 538			1	Nut	Mutter	5
0320	9	89 14 442			1	Spring	Fjäder	6
0340	10	79 33 849			4	Washer	Bricka	5
0360	11	80 82 919			4	Screw	Skruv	5
0380	12	89 29 531			3	Seal washer	Tätningstricka	5
0400	13	79 67 953			4	Nut	Mutter	5
0420	14	89 29 192	LH, RHD		1	Bracket	Konsol	6
0440	15	89 89 428	RH, RHD		1	Bracket	Konsol	6
0460	16	89 12 115	RHD		2	Bushing	Bussning	6
0480	17	80 30 058	RHD		1	Washer	Bricka	5
0500	18	79 63 150	RHD		1	Lock washer	Spärryttare	5
0520	19	89 29 531			7	Seal washer	Tätningstricka	5
0540	20	89 27 220	RHD		1	Stop, accelerator control	Stopp, gasreglage	5
0560	21	80 82 927	RHD		1	Screw	Skruv RHD	5
0580	22	80 74 106	RHD		5	Nut	Mutter	5
0620	23	80 82 919	RHD		6	Screw	Skruv	5
0640	24	79 33 849	RHD		10	Washer	Bricka	5
0660	25	79 67 953	RHD		2	Nut	Mutter	5
0680	26	89 26 420			1	Draw rod assy	Dragstång kpl	6
0700	27	89 24 557			1	Fork	Gaffel	6
0720	28	80 73 942			2	Nut	Mutter	5
0740	29	89 26 461			1	Rubber bellows	Gummibäl	5
0760	30	89 33 509			2	Clamp	Låsbygel	5
0780	31	79 09 989	-1985		1	Shaft bolt	Axelbult	5
0785	31	89 56 443	1986-		1	Shaft bolt	Axelbult	5
0800	32	80 73 249	-1985		1	Washer	Bricka	5
0820	33	79 04 394	-1985		1	Cotter pin	Saxpinne	3
0825	33A	82 52 553	1986-		1	Clip	Säkringsclips	5
0840	34	89 24 581			1	Bracket	Konsol	6
0860	35	89 24 623			1	Intermediate shaft	Mellanaxel	6
0880	36	89 48 051			2	Bushing	Bussning	4
0900	37	89 24 508			1	Distance tube	Distansrör	5
0920	38	89 26 479			1	Screw	Skruv	5
0940	39	80 73 538			1	Nut	Mutter	5
0960	40	89 24 516	RHD		2	Bushing, clutch pedal	Bussning, kopplingspedal	4
1000	41	80 30 058	RHD		1	Washer, clutch pedal	Bricka, kopplingspedal	5
1020	42	79 63 150	RHD		1	Lock washer, clutch pedal	Spärryttare, kopplingspedal	5
1040	43	82 52 553			2	Clip	Säkringsclips	5
1060	44	89 50 487			1	Screw plate	Skruvplatta	6
1080	45	79 67 953			2	Nut	Mutter	5

### MASTER INDEX

0	General	1-A02
1	Tools	1-B02
2	Engine	1-D02
3	Electrical system, Instruments	1-G02
4	Transmission	1-I02
5	Brake	1-K02
6	Front assembly, Steering	1-L02
7	Suspension, Wheels	2-A02
8	Body	2-B02
9	Tool, Labels	2-G02
10	Numerical register	2-H02
5	GROUP INDEX	
5	Front wheel brake	1-K06
5	Rear wheel brake	1-K08
5	Footbrake system	1-K10
5	Parking brake system	1-K16
5	Complete sets	1-K18

# 1-K16

## Parking brake system

## Parkeringsbromssystem

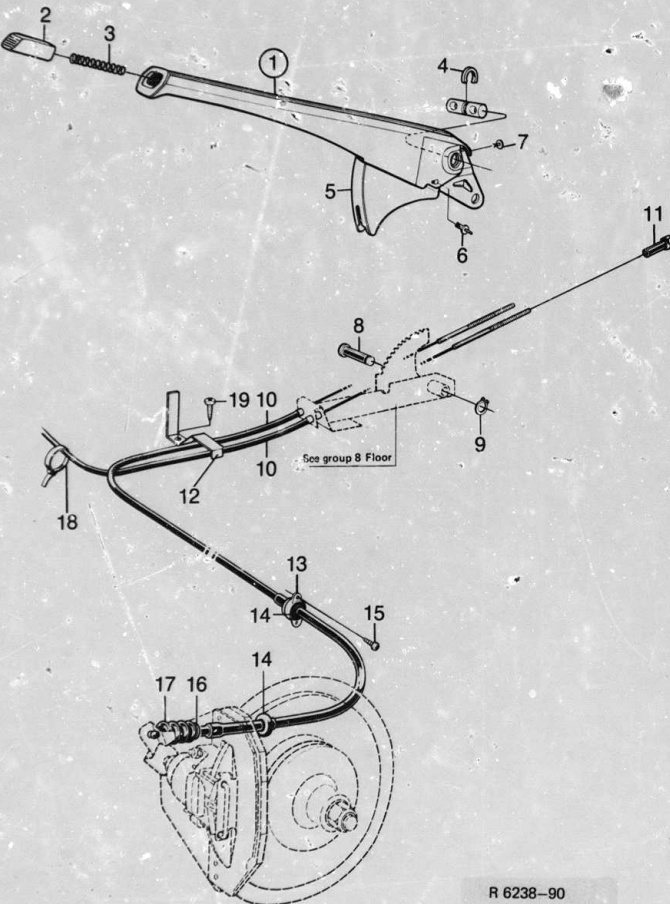
### MASTER INDEX

0	General	1-A02
1	Tools	1-B02
2	Engine	1-D02
3	Electrical system, Instruments	1-G02
4	Transmission	1-H02
5	Brakes	1-K02
6	Front assembly, Steering	1-L02
7	Suspension, Wheels	2-A02
8	Body	2-B02
9	Tool, Labels	2-G02
10	Numerical register	2-H02

### 5 GROUP INDEX





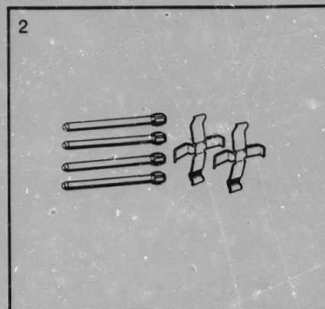
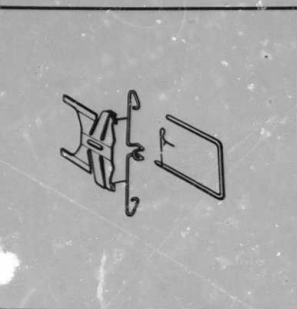
Front wheel brake	1-K06
Rear wheel brake	1-K08
Footbrake system	1-K10
Parking brake system	1-K16
Complete sets	1-K18

0400	Pos	Part No/Art.nr	K	S	Notes/Anmärkningar	Qty/ Antal	Description	Benämning	S
0110	1	89 46 964				1	Lever assy	Spak kpl	5
0120	2	89 46 691				1	Button	Tryckknapp	5
0130	3	71 80 607				1	Spring	Fjäder	5
0135	4	89 46 659				1	Ring	Spärring	5
0140	5	97 06 383				1	Sealing cover	Tätningsslock	4
0150	6	97 08 066				2	Blind rivet	Blindnöt	5
0160	7	89 85 038				1	Plastic plug	Plastplugg	5
0175	8	89 46 709				1	Shaft bolt	Axelbult	5
0180	9	79 15 093				1	Ring	Spärring	5
0200	10	89 27 816				2	Handbrake cable	Handbromskabel	4
0220	11	89 85 459				2	Adjusting nut	Justermutter	3
0230	12	89 47 574				1	Cable retainer	Kabelhållare	6
0260	13	89 08 121				2	Retainer	Hållare	4
0270	14	89 08 139				4	Ring	Ring	4
0280	15	79 22 891				4	Screw	Skruv	5
0290	16	79 15 093				2	Ring	Spärring	5
0300	17	89 27 923				2	Protective bellows	Skyddsbälg	3
0310	18	79 71 880				1	Strap	Spännband	4
0320	19	79 72 805				1	Screw	Skruv	5



R 6238-90





R 9286-90

# 1-K18

Complete sets  
Brakes

Satser  
Bromsar

## MASTER INDEX

0	General	1-A02
1	Tools	1-B02
2	Engine	1-D02
3	Electrical system, Instruments	1-G02
4	Transmission	1-I02
5	Brakes	1-K02
6	Front assembly, Steering	1-L02
7	Suspension, Wheels	2-A02
8	Body	2-B02
9	Tool, Labels	2-G02
10	Numerical register	2-H02

## 5 GROUP INDEX

Front wheel brake	1-K06
Rear wheel brake	1-K08
Footbrake system	1-K10
Parking brake system	1-K16
Complete sets	1-K18

0500	Pos	Part No/Art nr	K S	Notes/Anmärkningar	Qty/ Antal	Description	Benämning	S L
0020	1	78 74 548			X	SET, HOLDER BRAKE	SATS, HÅLLARE	2
0040						PADS, FRONT	BROMSKLOTSAR, FRAM	2
0060		89 30 448			2	.Damper plate	.Dämpplåt	2
0080		89 25 067			2	.Clip	.Clip	5
0100		89 90 194			2	.U-pinne	.U-pinne	2
0120		89 30 463			2	.Spring	.Fjäder	2
0140								
0160	2	78 74 530			X	SET, RETAINING	SATS, HÅLLFJÄDER,	2
0180						SPRING, BRAKE REAR	BAKRE BROMS	2
0200		89 08 543		1)	2	.Retainer spring	.Hållfjäder	2
0220		89 08 766		1)	4	.Lock pin	.Låspinne	2
0240								
0260	3	89 93 263		-1986	X	BRAKE PAD SET, FRONT	BROMSKLOTSSATS, FRAM	1
0280								
0300		89 85 236		1)	4	.Brake pad	.Bromsklots	1
0320								
0321	4	91 02 690		1987-, OUTER	X	BRAKE PAD SET, FRONT	BROMSKLOTSSATS, FRAM	1
0322								
0323		89 85 236		1)	2	.Brake pad	.Bromsklots	1
0324								
0325	4	91 02 708		1987-, INNER	X	BRAKE PAD SET, FRONT	BROMSKLOTSSATS, FRAM	1
0326								
0327		91 02 153		1)	2	.Brake pad	.Bromsklots	1
0328								
0340	5	89 93 230		-1986	X	BRAKE PAD SET, REAR	BROMSKLOTSSATS, BAK	1
0360								
0380		89 85 244		1)	4	.Brake pad	.Bromsklots	6
0400								
0401	5	91 02 716		1987-	X	BRAKE PAD SET, REAR	BROMSKLOTSSATS, BAK	1
0402								
0403		91 01 916		1)	4	.Brake pad	.Bromsklots	1
0404								
0420	6	89 93 305			X	KIT, SEALING MAIN CYLINDER	SATS, TÄTNING HUVUDCYLINDER	4
0440								
0460		89 28 426		1)	2	.Gasket	.Packing	4
0480		89 46 865		1)	2	.Sealing ring	.Tätningssring	4
0500		89 46 824		1)	2	.Support ring	.Stödning	4
0520		89 46 832		1)	2	.Seal ring	.Tätningssring	4
0540		89 46 923		1)	2	.Washer	.B/icka	4
0560		89 28 434		1)	1	.Stop pin	.Stoppinne	4
0580								
0600		89 28 376		1)	1	.Lock ring	.Låstring	5

1. See SI 523-678, for USA see SI 05/86-847

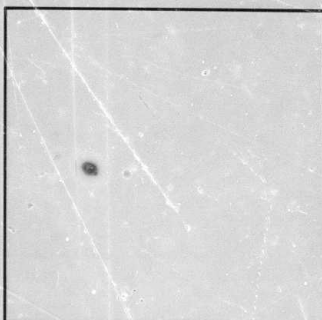

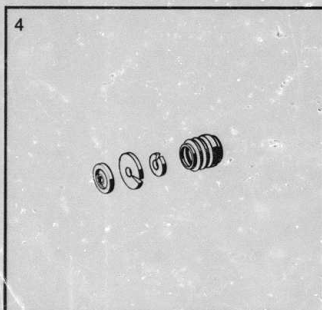


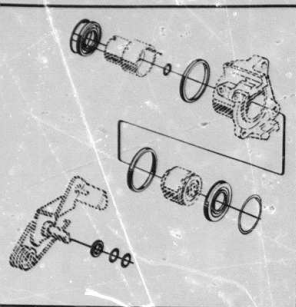
SAAB genuine parts  
original reservdelar

SAAB 90 M85-87

1990-02

R9286

Page 05-017



F2460 - 90

# 1-K20

Complete sets  
Brakes

Satser  
Bromsar

0550	Pos	Part No/Art nr	K S	Notes/Anmärkningar	Qty/ Antal	Description	Benämning	S L
0620	1	89 93 255			X	KIT, SEALING FRONT BRAKE	SATS, TÄTNINGAR FRAMBROMS	
0660		89 85 533	1)		2	Main seal	Huvudtätning	2
0680		89 25 547	1)		2	Seal retainer	Tätningshållare	2
0700		89 25 539	1)		2	Seal, piston	Tätning, kolv	3
0720		89 25 562	1)		1	Seal, push rod	Tätning, tryckstång	3
0730		89 94 535			1	Sealing kit, hand brake	Tätningssats, handbroms	2
0740								
0760	2	89 94 840			X	KIT, SEALING REAR BRAKE	SATS, TÄTNINGAR BAKBROMS	4
0780		89 32 246	1)		2	Seal ring	Tätningssring	6
0800		89 32 279	1)		2	Main seal	Huvudtätning	6
0840		89 08 527	1)		2	Seal retainer	Tätningshållare	6
0860								
0880	3	89 94 535			X	SET, SEALING HAND BRAKE	SATS, TÄTNINGAR HANDBROMS	2
0900		89 25 828			2	Seal	Tätning	2
0920		89 25 869	1)		2	Seal	Tätning	2
0940		89 25 851			2	Seal	Tätning	2
0960								
0980								
1020	4	89 10 705			X	REPAIR KIT, POWER BRAKE	REPARATIONSSATS, VAKUUMSERVO	2
1040		89 29 010			1	Seal	Tätning	6
1060		89 28 996	1)		1	Air filter	Luftfilter	6
1080		89 29 002	1)		1	Muffler	Ljuddämpare	6
1100		89 28 541			1	Rubber bellows	Gummibalg	6
1120								
1140								
1160	5	91 03 474			X	PISTON SET FRONT BRAKE	KOLVSATS FRAMBROMS	4
1180		89 25 745	1)		1	Piston	Kolv	4
1200		89 25 521	1)		1	Push rod	Tryckstång	4
1220								
1240								

1. See SI 523-678, for USA see SI 05/86-847

## MASTER INDEX

0	General	1-A02
1	Tools	1-B02
2	Engine	1-D02
3	Electrical system, Instruments	1-G02
4	Transmission	1-I02
5	Brakes	1-K02
6	Front assembly, Steering	1-L02
7	Suspension, Wheels	2-A02
8	Body	2-B02
9	Tool, Labels	2-G02
10	Numerical register	2-H02
5 GROUP INDEX		
	Front wheel brake	1-K06
	Rear wheel brake	1-K08
	Footbrake system	1-K10
	Parking brake system	1-K16
	Complete sets	1-K18

SAAB genuine parts  
original reservdelar

SAAB 90 M85-87

1990-02

F2460

Page 05-019

K22

MASTER INDEX

0	General	1-A02
1	Tools	1-B02
2	Engine	1-D02
3	Electrical system, Instruments	1-G02
4	Transmission	1-I02
5	Brakes	1-K02
6	Front assembly, Steering	1-L02
7	Suspension, Wheels	2-A02
8	Body	2-B02
9	Tool, Labels	2-G02
10	Numerical register	2-H02

K24

MASTER INDEX

0	General	1-A02
1	Tools	1-B02
2	Engine	1-D02
3	Electrical system, instruments	1-G02
4	Transmission	1-J02
5	Bridges	1-K02
6	Front assembly, Steering	1-L02
7	Suspension, Wheels	2-A02
8	Body	2-B02
9	Tool Labels	2-G02
10	Numerical register	2-H02





Framvagn, Styrinrättning  
Front assembly, Steering  
Vorderwagen, Lenkung  
Train-avant, Direction  
Tren delantero, Dirección

0050  
0010  
0020  
0030  
0040  
0050  
0060  
0070  
0080  
0090  
0100  
0110  
0120  
0130  
0140  
0150  
0160  
0170  
0180  
0190  
0200  
0210  
0220  
0230  
0240  
0250  
0260  
0270  
0280  
0290  
0300  
0310  
0320  
0330  
0340  
0350  
0360  
0370  
0380  
0390  
0400  
0410  
0420  
0430  
0440  
0450  
0460  
0470  
0480  
0490  
0500  
0510  
0520  
0530  
0540  
0550  
0560  
0570  
0580  
0590  
0600

## 1-L02

Front wheel suspension,  
**STEERING DEVICE**

Framvagn, styrinrättning

### TABLE OF CONTENTS

Front wheel suspension, steering device	6 : 3	1-L04
Front wheel suspension		
Steering device	6 : 5	1-L03
Steering wheel, column tube, steering wheel shaft	6 : 7	1-L08
Steering gear		
Complete sets		
Front wheel suspension, steering device	6 : 9	1-L10

### INNEHÅLLSFÖRTECKNING

Framvagn, styrinrättning	6 : 3	1-L04
Framvagn		
Styrinrättning		
Ratt, rattör, rattstång	6 : 5	1-L06
Styrväxel	6 : 7	1-L08
Satser		
Framvagn, styrinrättning	6 : 9	1-L10

### INHALTVERZEICHNIS

Forderwagen, Lenkungen	6 : 3	1-L04
Vorderwagen		
Lenkung		
Lenkrad, Lenksäulenlagerung, Lenksäule	6 : 5	1-L06
Lenkgetriebe	6 : 7	1-L08
Komplete Sätze		
Vordergestell, lenkung	6 : 9	1-L10

### TABLE DES MATIERES

Train avant, direction	6 : 3	1-L04
Train avant		
Direction		
Volant, tube enveloppe, colonne de direction	6 : 5	1-L06
Mécanisme de direction	6 : 7	1-L08
Jeux complets		
Train AV, direction	6 : 9	1-L10

### SUMARIO

Tren delantero, direcci	6 : 3	1-L04
Tren delantero		
Dirección		
Volante, tubo funda, columna de dirección	6 : 5	1-L06
Mecanismo de dirección	6 : 7	1-L08
Juegos completos		
Mecanismos delanteros, direccin, cambio en el volante	6 : 9	1-L10

### MASTER INDEX

0	General	1
1	Tools	1
2	Engine	1
3	Electrical system, Instruments	1
4	Transmission	1
5	Brakes	1
6	Front assembly, Steering	1
7	Suspension, Wheels	2
8	Body	2
9	Tool, Labels	2
10	Numerical register	2

### 6 GROUP INDEX

Front wheel suspension,  
steering device  
Steering device  
Complete sets

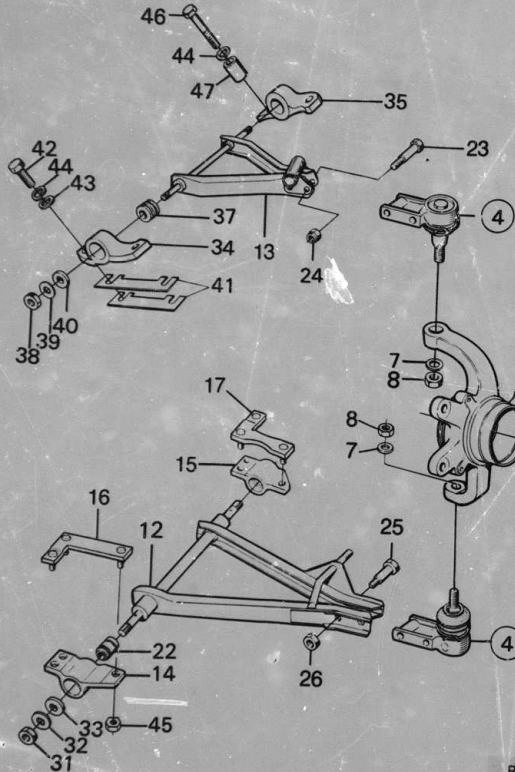


# 1-L04

## Front wheel suspension

## Frånvagn

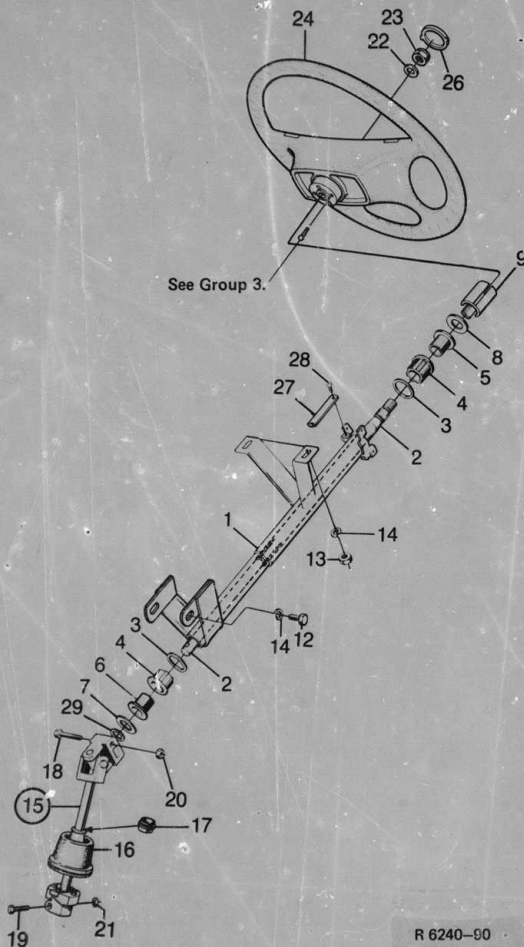
### MASTER INDEX



R 7208-90

0150	Pos	Part No/An nr	Notes/Anmärkningar	Qty/ Antal	Description	Benämning	S L
0010	1	89 41 858	LH	1	Steering knuckle housing	Styrspindelhus	5
0020	1	89 41 866	RH	1	Steering knuckle housing	Styrspindelhus	5
0030							
0040							
0050	2	89 42 765		2	Ball bearing	Kullager	2
0060	3	79 72 581		3	Retaining ring	Spårring	5
0070	4	89 93 321	see page 6-009, 1-L10	4	End piece assy	Ändstycke kpl	5
0080	7	80 73 124		4	Washer	Bricka	5
0090	8	79 18 733		4	Nut	Mutter	5
0100	12	89 34 788	LOWER LH	1	Control arm	Svängarm	4
0110	12	89 34 796	LOWER RH	1	Control arm	Svängarm	4
0120	13	89 41 015	UPPER LH	1	Control arm	Svängarm	4
0130	13	89 41 023	UPPER RH	1	Control arm	Svängarm	4
0140	14	89 86 283	LH	1	Bearing front with bushing	Lager främre med bussning	5
0150							
0160	14	89 86 333	RH	1	Bearing front with bushing	Lager främre med bussning	5
0170							
0180	15	89 86 339	LH	1	Bearing rear with bushing	Lager bakre med bussning	5
0190							
0200	15	89 86 358	RH	1	Bearing rear with bushing	Lager bakre med bussning	5
0210							
0220	16	82 26 458	FRONT LH	1	Bracket	Fäste	6
0230	16	82 26 466	FRONT RH	1	Bracket	Fäste	6
0240	17	89 23 294	REAR LH	1	Bracket	Fäste	6
0250	17	89 23 302	REAR RH	1	Bracket	Fäste	6
0260	22	184 443		4	Bushing	Bussning	2
0270	23	73 28 289	1985	4	Screw	Skruv	5
0280	23	80 90 012	1986	4	Screw	Skruv	5
0290	24	79 18 717	1985	4	Nut	Mutter	5
0300	24	79 69 306	1986	4	Nut	Mutter	5
0310	25	89 90 012		4	Screw	Skruv	5
0320	25	79 69 306		4	Nut	Mutter	5
0330	31	79 04 113		4	Nut	Mutter	5
0340	32	70 71 939		4	Washer	Bricka	5
0350	33	70 70 642		4	Washer	Bricka	5
0360	34	71 75 433	FRONT LH	1	Bearing	Lager	5
0370	35	71 75 441	REAR LH	1	Bearing	Lager	5
0380	34	71 75 441	FRONT RH	1	Bearing	Lager	5
0390	35	71 75 433	REAR RH	4	Bushing	Lager	5
0400	37	71 63 603		4	Bushing	Bussning	2
0410	38	79 04 097		4	Nut	Mutter	5
0420	39	70 70 626		4	Washer	Bricka	5
0430	40	70 70 667		4	Washer	Bricka	5
0440	41	70 71 061	0.5 MM	X	Spacer	Mellanlägg	5
0450	41	70 71 079	1.0 MM	X	Spacer	Mellanlägg	5
0460	41	70 71 087	2.0 MM	X	Spacer	Mellanlägg	5
0470	42	79 03 347		7	Screw	Skruv	5
0480	43	80 29 993		8	Washer	Bricka	5
0490	44	79 10 565		8	Washer	Bricka	5
0500	45	79 65 429		12	Nut	Mutter	3
0510	46	79 03 370		1	Screw	Skruv	5
0520	47	89 17 619		1	Spacer sleeve	Distanshylsa	5

0	General
1	Tools
2	Engine
3	Electrical system, Instruments
4	Transmission
5	Brakes
6	Front assembly, Steering
7	Suspension, Wheels
8	Body
9	Tool, Labels
10	Numerical register
6 GROUP INDEX	
6	Front wheel suspension, steering device
6	Steering device
6	Complete sets



# 1-L06

Steering device  
Steering wheel, column  
tube steering wheel shaft

Styrinrättning  
Ratt, rattör,  
rattstång

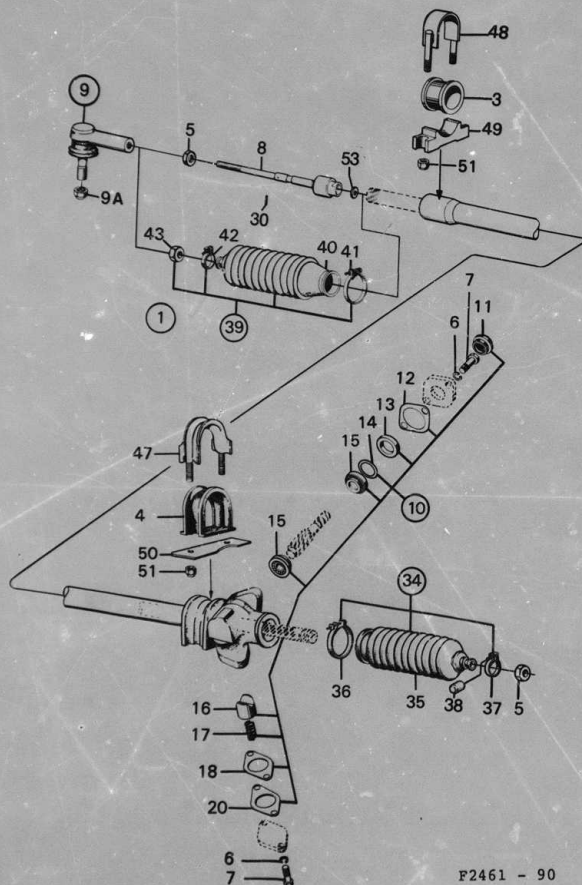
Q200	Pos	Part No/Art nr	K	S	Notes/Anmärkningar	Qty/ Antal	Description	Benämning	S	L
0010	1	89 87 711				1	Column tube	Rattör	6	
0020	1	89 87 943			RHD	1	Column tube	Rattör	6	
0030	2	89 87 752				1	Steering wheel shaft	Rattstång	5	
0040	3	89 05 881				2	Washer	Bricka	5	
0050	4	89 05 796				2	Rubber bushing	Gummibussning	3	
0060	5	89 04 906				1	Bushing	Bussning	3	
0070	6	89 15 076				1	Bushing	Bussning	3	
0080	7	89 05 879				1	Washer	Bricka	5	
0090	8	89 05 887				1	Washer	Bricka	5	
0100	9	89 17 098				1	Actuator	Medbringare	6	
0110	12	80 82 927				2	Screw	Skruv	5	
0120	13	79 65 767				2	Nut	Mutter	5	
0130	14	79 33 849				4	Washer	Bricka	5	
0140	15	89 88 032				1	Intermediate shaft	Mellanaxel kpl	5	
0150							assy			
0160	16	89 16 132				1	Seal bellows	Tätningstång	5	
0170	17	89 43 755				1	Bearing	Lager	3	
0180	18	79 71 419				1	Screw	Skruv	5	
0190	19	89 36 148				1	Screw	Skruv	5	
0200	20	79 65 734				1	Nut	Mutter	5	
0210	21	79 63 390				1	Nut	Mutter	3	
0220	22	79 33 872				1	Washer	Vägbricka	5	
0230	23	89 42 716				1	Lock nut	Låsmutter	5	
0250	24	39 65 477			(8961153)	1	Steering wheel	Ratt	5	
0260	26	89 89 659				1	Emblem	Emblem	3	
0270	27	89 17 106				1	Grounding plate	Jordningsbleck	6	
0280	28	79 22 644				1	Screw	Skruv	5	
0290	29	89 18 443				1	Rubber washer	Gummibricka	5	

## MASTER INDEX

- 0 General
- 1 Tools
- 2 Engine
- 3 Electrical system, Instruments
- 4 Transmission
- 5 Brakes
- 6 Front assembly, Steering
- 7 Suspension, Wheels
- 8 Body
- 9 Tool, Labels
- 10 Numerical register

## GROUP INDEX

- Front wheel suspension, steering device
- Steering device
- Complete sets



F2461 - 90

# 1-L08

Steering device  
Steering gear

Styrinrättning  
Styrväxel

Q250	Pys	Part No/Art or	K	Notes/Anmärkningar	Qty/ Antal	Description	Benämning	S
0010	1	89 86 671			1	Steering gear with tie rods assy	Styrväxel med stag	4
0020							kpl	
0030	1	89 86 689		RHD	1	Steering gear with tie rods	Styrväxel med stag	4
0040							kpl	
0060	3	89 26 552			1	Rubber bushing	Gummibussning	5
0070	4	89 26 560			1	Rubber spacer	Gummimellanlägg	5
0080	5	89 24 129			2	Lock nut	Låsmutter	5
0090	6	79 10 557			4	Washer	Bricka	5
0100	7	80 82 943			4	Screw	Skruv	5
0110	8	89 88 180			2	Tie rod	Styrstag	3
0120								
0130	9	89 93 354		see page 6-009, 1-L10	1	Kit, tie rod end	Sats, styrstagsände	2
0140	9A	80 73 546			1	Nut	Mutter	5
0150								
0160	10	89 44 704			X	Repair kit, pinion	Reparationssats, pinjong	4
0170								
0180	11	89 15 621	S	1)	1	Seal ring	Tätningssring	4
0190	12	89 15 613	S	1)	1	Gasket	Packning	4
0200	13	89 26 784	S	1)	1	Spacer ring	Distansring	4
0210	13	89 26 792	S	RHD	1	Spacer ring	Distansring	4
0220	14	89 26 594	S	0,127 MM	X	Shim	Shim	4
0230	14	89 26 602	S	0,191 MM	X	Shim	Shim	4
0240	14	89 26 610	S	0,254 MM	X	Shim	Shim	4
0250	15	89 35 470	S	1)	2	Ball bearing	Kullager	4
0260	16	89 33 087	S	1)	1	Plunge	Plunge	4
0270	17	89 15 654	S	1)	1	Spring	Fjäder	4
0280	18	89 26 644	S	0,044-0,056 MM	X	Shim	Shim	4
0290	18	89 26 651	S	0,127 MM	X	Shim	Shim	4
0300	18	89 26 669	S	0,254 MM	X	Shim	Shim	4
0310	20	89 26 685	S	1)	1	Gasket	Packning	3
0320								
0330	34	89 47 913	LH		X	Kit, bellows	Sats, bälg	2
0331				see page 6-009, 1-L10				
0340	35	89 26 743	S	1)	1	Bellows	Bälg	5
0350	36	89 26 768	S	1)	1	Clamp	Klamma	5
0360	37	89 20 183	S	1)	1	Clamp	Klamma	5
0370	38	89 20 191	S	1)	1	Cap	Huv	5
0380								
0390	39	89 44 738	RH		X	Kit, bellows	Sats, bälg	2
0391				see page 6-009, 1-L10				
0400	40	89 26 750	S	1)	1	Bellows	Bälg	5
0410	41	89 20 776	S	1)	1	Clamp	Klamma	5
0420	42	89 20 183	S	1)	1	Clamp	Klamma	5
0430	43	89 24 169	S		1	Lock nut	Låsmutter	5
0440								
0450	47	89 25 265			1	Cap	Överfall	5
0460	48	89 25 323			1	Cap	Överfall	5
0470	49	89 25 315			1	Spacing piece	Mellanstycke	6
0480	50	89 11 133			1	Washer	Bricka	6
0490	51	80 73 538			4	Nut	Mutter	5
0500	53	89 47 962			2	Washer	Bricka	5



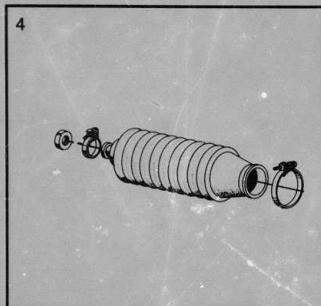
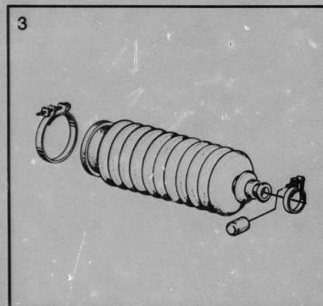
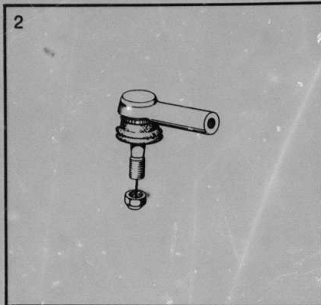
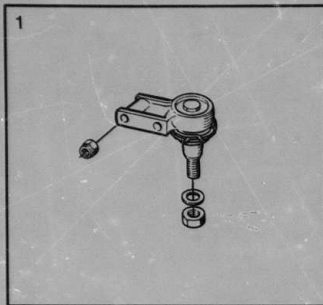
1. Not as separate spare part

## MASTER INDEX

- 0 General
- 1 Tools
- 2 Engine
- 3 Electrical system, Instruments
- 4 Transmission
- 5 Brakes
- 6 Front assembly, Steering
- 7 Suspension, Wheels
- 8 Body
- 9 Tool, Labels
- 10 Numerical register

## 6 GROUP INDEX

Front wheel suspension, steering device  
Steering device  
Complete sets



R 9277-90

# 1-L10

Complete sets  
Front wheel suspension,  
steering device

Satser  
Framvagn, styrinrättning

1000	Pos	Part No/Art nr	K S	Notes/Anmärkningar	Qty/ Anm	Description	Benämning	S L
0010	1	89 93 321		1)	X	KIT END PIECE	SATS ÄNDSTYCKE	2
0020		89 85 384		1)	1	End piece	Ändstycke	2
0030		89 93 677			1	Kit, nut	Muttersats	4
0070								
0080	2	89 93 354			X	KIT, TIE ROD END	SATS, STYRSTAGSÄNDE	2
0090		89 85 160		1)	1	Tie rod end	Styrstagsände	2
0100		80 73 546			1	Nut	Mutter	5
0110								
0120	3	89 47 913	LH		X	KIT, BELLOWS TIE	SATS, GUMMIBÄLG	2
0130						ROD	STYRSTAG	
0140		89 26 743		1)	1	Bellows	Bälg	
0150		89 26 768			1	Clamp	Klamma	5
0160		89 20 183			1	Clamp	Klamma	5
0170		89 20 191		1)	1	Cap	Huv	
0180								
0190	4	89 44 738	RH		X	KIT, BELLOWS TIE	SATS, GUMMIBÄLG	2
0200						ROD	STYRSTAG	
0210		89 26 750		1)	1	Bellows	Bälg	2
0220		89 26 776			1	Clamp	Klamma	5
0230		89 20 183			1	Clamp	Klamma	5
0240		89 24 169			1	Lock nut	Låsmutter	5
0250								
0270								
0280								
0290								
						REPAIR SETS,	REPARATIONSSATSER	
						STEERING GEAR,	STYRVÄXEL,	
						SEE GROUP 6	SE GROUP 6	

1. Not as separate spare part

## MASTER INDEX

0	General	1
1	Tools	1
2	Engine	1
3	Electrical system, Instruments	1
4	Transmission	1
5	Brakes	1
6	Front assembly, Steering	1
7	Suspension, Wheels	2
8	Body	2
9	Tool, Labels	2
10	Numerical register	2

## 6 GROUP INDEX

Front wheel suspension,  
steering device  
Steering device  
Complete sets



L12

MASTER INDEX

0	General	1-A
1	Tools	1-B
2	Engine	1-D
3	Electrial system, Instruments	1-G
4	Transmission	1-J
5	Brakes	1-K
6	Front assembly, Steering	1-L
7	Suspension, Wheels	2-A
8	Body	2-B
9	Tool, Labels	2-G
10	Numerical register	2-H



L14

MASTER INDEX

0	General	1-A0
1	Tools	1-B0
2	Engine	1-D0
3	Electrical system, Instruments	1-G0
4	Transmission	1-I02
5	Brakes	1-K02
6	Front assembly, Steering	1-L02
7	Suspension, Wheels	2-A0
8	Body	2-B02
9	Tool, Labels	2-G02
10	Numerical register	2-H02

L16

**MASTER INDEX**

<b>0</b>	<b>General</b>	<b>1-A02</b>
<b>1</b>	<b>Tools</b>	<b>1-B02</b>
<b>2</b>	<b>Engine</b>	<b>1-D02</b>
<b>3</b>	<b>Electrial system, Instruments</b>	<b>1-G02</b>
<b>4</b>	<b>Transmission</b>	<b>1-J02</b>
<b>5</b>	<b>Brakes</b>	<b>1-K02</b>
<b>6</b>	<b>Front assembly, Steering</b>	<b>1-L02</b>
<b>7</b>	<b>Suspension, Wheels</b>	<b>2-A02</b>
<b>8</b>	<b>Booy</b>	<b>2-B02</b>
<b>9</b>	<b>Tool, Labels</b>	<b>2-G02</b>
<b>10</b>	<b>Numerical register</b>	<b>2-H02</b>

L18

MASTER INDEX

0	General	1-A02
1	Tools	1-B02
2	Engine	1-D02
3	Electrical system, Instruments	1-G02
4	Transmission	1-I02
5	Brakes	1-K02
6	Front assembly, Steering	1-L02
7	Suspension, Wheels	2-A02
8	Body	2-B02
9	Tool, Labels	2-G02
10	Numerical register	2-H02

L20

MASTER INDEX

0	General	1-A02
1	Tools	1-B02
2	Engine	1-D02
3	Electrial system, Instruments	1-G02
4	Transmission	1-H02
5	Brakes	1-K02
6	Front assembly, Steering	1-L02
7	Suspension, Wheels	2-A02
8	Body	2-B02
9	Tool, Labels	2-G02
10	Numerical register	2-H02



L22

MASTER INDEX

0	General	1-A02
1	Tools	1-B02
2	Engine	1-D02
3	Electrial system, Instruments	1-G02
4	Transmission	1-H02
5	Brakes	1-K02
6	Front assembly, Steering	1-L02
7	Suspension, Wheels	2-A02
8	Body	2-B02
9	Tool, Labels	2-G02
10	Numerical register	2-H02



L24

MASTER INDEX

0	General	1-A02
1	Tools	1-902
2	Engine	1-D02
3	Electrial system, Instruments	1-G02
4	Transmission	1-I02
5	Brakes	1-K02
6	Front assembly, Steering	1-L02
7	Suspension, Wheels	2-A02
8	Body	2-B02
9	Tool, Labels	2-G02
10	Numerical register	2-H02

90

Ed 9

Febr. 90

0 General A02

1 Tools B02

2 Engine D02

3 El.syst Instr. 002

4 Transmission 102

5 Brakes K02

6 Front ass., Steer. 102

661306

1/2

6

5

4

3

2

1

0